

INCLASS

Quick
Guide

This **QUICK GUIDE** has been edited in order to facilitate the specification of our products. The guide shows in a summarized and simple way our product portfolio and is divided into three parts:




This **quick guide** is interactive, click on the images to navigate




Product map

This section shows all the products in our range in a simple and schematic way, sorted by product type.



Technical guides

This section shows the technical information for each collection in alphabetical order.



Finishes

In this section you will find a summary of all our finishes in the different materials.



Product map





















Find a schematic overview of all the products in our range, sorted by product type.





















| | |
|-------------------------------------|-----|
| 1 · Chairs & multipurpose armchairs | P6 |
| 2 · Stools | P16 |
| 3 · Lounge armchairs & sofas | P22 |
| 4 · Benches | P26 |
| 5 · Tables | P28 |
| 6 · Occasional tables | P32 |
| 7 · Task chairs | P34 |

A.

A1 - Chairs & multipurpose armchairs

● STACKABLE ● GREENGUARD CERTIFIED





















| | | | | |
|---|--|--|--|---|
|  Altea · 4 leg frame Low back H.81cm / W.64cm / D.59cm |  Altea · 4 wooden legs Low back H.82,5cm / W.64cm / D.60cm |  Altea · Sled frame Low back H.82cm / W.63,5cm / D.60cm |  Altea · Cantilever base Low back H.79cm / W.62cm / D.61cm |  Altea · 4 spoke steel swivel base Low back H.80cm / W.61cm / D.59cm |
|  Ann · 4 leg frame Wooden shell H.82cm / W.54cm / D.53cm |  Ann · 4 leg frame Upholstered shell H.83cm / W.54cm / D.53cm |  Ann · Sled frame Wooden shell H.82cm / W.57cm / D.53cm |  Ann · Sled frame Upholstered shell H.83cm / W.57cm / D.53cm |  Ann · 4 leg armchair Wooden shell H.82cm / W.54cm / D.53cm |
|  Ann · 4 leg armchair Upholstered shell H.83cm / W.54cm / D.53cm |  Arc · 4 leg frame H.79cm / W.58cm / D.56cm |  Arc · Sled frame H.79cm / W.58cm / D.56cm |  Arum · 4 leg frame H.76,5cm / W.59cm / D.50cm |  Aryn · 4 leg frame H.77cm / W.52cm / D.53cm |
|  Aryn · Sled frame H.77cm / W.51cm / D.51cm |  Aryn wood · 4 leg frame H.77cm / W.52cm / D.53cm |  Aryn wood · Sled frame H.77cm / W.51cm / D.51cm |  Aryn tapiz · 4 leg frame H.78cm / W.52cm / D.53cm |  Aryn tapiz · Sled frame H.78cm / W.51cm / D.51cm |





















| | | | | |
|--|--|--|--|--|
|  Aryn max · Sled frame Plastic H.78cm / W.51cm / D.51cm |  Aryn max · Sled frame Upholstered H.79cm / W.51cm / D.51cm |  Aryn max · 4 leg frame Plastic H.78cm / W.52cm / D.53cm |  Aryn max · 4 leg frame Upholstered H.79cm / W.52cm / D.53cm |  Binar 60 · Sled frame Low back H.75cm / W.62cm / D.55cm |
|  Binar 60 · Sled frame Medium back H.83cm / W.62cm / D.57cm |  Binar 60 · 4 leg frame Low back H.74cm / W.62cm / D.55cm |  Binar 60 · 4 leg frame Medium back H.82cm / W.62cm / D.57cm |  Binar 60 · 4 wooden legs Low back H.74cm / W.62cm / D.55cm |  Binar 60 · 4 wooden legs Medium back H.82cm / W.62cm / D.57cm |
|  Binar 60 · 4 spoke wooden swivel base Low back H.74cm / W.62cm / D.55cm |  Binar 60 · 4 spoke wooden swivel base Medium back H.82cm / W.62cm / D.57cm |  Binar 60 · 4 spoke steel swivel base Low back H.74cm / W.62cm / D.55cm |  Binar 60 · 4 spoke steel swivel base Medium back H.82cm / W.62cm / D.57cm |  Binar 60 · 4 spoke aluminum swivel base Low back H.74cm / W.62cm / D.55cm |
|  Binar 60 · 4 spoke aluminum swivel base Medium back H.81cm / W.62cm / D.57cm |  Binar 60 · Cantilever base Low back H.76cm / W.62cm / D.55cm |  Binar 60 · Cantilever base Medium back H.83cm / W.62cm / D.57cm |  Binar Executive · High back 4 spoke aluminum swivel base H.127,5cm / W.64cm / D.55cm |  Binar Executive · Medium back 4 spoke aluminum swivel base H.112,5cm / W.64cm / D.55cm |

Click on the images to navigate

A1 - Chairs & multipurpose armchairs

● STACKABLE ● GREENGUARD CERTIFIED





















| | | | | |
|--|---|---|---|---|
|  Dunas xs - 4 leg frame Chair H.80cm / W.55cm / D.58cm |  Dunas xs - 4 leg frame Armchair H.80cm / W.61cm / D.58cm |  Dunas xs - Rod frame Chair H.80cm / W.55cm / D.58cm |  Dunas xs - Rod frame Armchair H.80cm / W.61cm / D.58cm |  Dunas xs - Flat 4 spoke steel swivel base Chair H.80cm / W.55cm / D.58cm |
|  Dunas xs - Flat 4 spoke steel swivel base Armchair H.80cm / W.61cm / D.58cm |  Dunas xs - 4 spoke steel swivel base Chair H.80cm / W.55cm / D.59cm |  Dunas xs - 4 spoke steel swivel base Armchair H.80cm / W.61cm / D.59cm |  Dunas xs - 4 spoke wooden swivel base Chair H.80cm / W.55cm / D.58cm |  Dunas xs - 4 spoke wooden swivel base Armchair H.80cm / W.61cm / D.58cm |
|  Dunas xs - 4 spoke aluminum swivel base Chair H.82cm / W.55cm / D.58cm |  Dunas xs - 4 spoke aluminum swivel base Armchair H.82cm / W.61cm / D.58cm |  Kori - 4 spoke aluminum swivel base High back armchair H.126cm / W.63cm / D.65cm |  Kori - 4 spoke aluminum swivel base High back chair H.126cm / W.63cm / D.65cm |  Kori - 4 spoke aluminum swivel base Medium back armchair H.102cm / W.63cm / D.64cm |
|  Kori - 4 spoke aluminum swivel base Medium back chair H.102cm / W.56cm / D.64cm |  Kori - 4 spoke aluminum swivel base Low back armchair H.85cm / W.63cm / D.61cm |  Kori - 4 spoke aluminum swivel base Low back chair H.85cm / W.56cm / D.61cm |  Lea - 4 leg frame Plastic H.77cm / W.51cm / D.50cm |  Lea - 4 leg frame Wood H.77cm / W.51cm / D.50cm |





















| | | | | |
|---|--|--|---|--|
|  Lea - 4 leg frame Upholstered H.77,5cm / W.51cm / D.50cm |  Lea - 4 leg armchair Plastic H.77cm / W.59cm / D.50cm |  Lea - 4 leg armchair Wood H.77cm / W.59cm / D.50cm |  Lea - 4 leg armchair Upholstered H.77,5cm / W.59cm / D.50cm |  Lea - 4 leg armchair with arm pads Plastic H.77cm / W.59cm / D.50cm |
|  Lea - 4 leg armchair with arm pads Wood H.77cm / W.59cm / D.50cm |  Lea - 4 leg armchair with arm pads Upholstered H.77,5cm / W.59cm / D.50cm |  Nim - Sled frame Wooden shell H.77cm / W.49cm / D.53cm |  Nim - Sled frame Upholstered shell H.78cm / W.49cm / D.53cm |  Nim - 4 leg frame Wooden shell H.77cm / W.55cm / D.54cm |
|  Nim - 4 leg frame Upholstered shell H.78cm / W.55cm / D.54cm |  Nim - 4 wooden legs Wooden shell H.77cm / W.45cm / D.53cm |  Nim - 4 wooden legs Upholstered shell H.78cm / W.45cm / D.53cm |  Taia - Rod frame Plastic shell H.77cm / W.60cm / D.57cm |  Taia - Rod frame Plain upholstered shell H.78cm / W.61cm / D.56cm |
|  Taia - Rod frame Soft upholstered shell H.78cm / W.61cm / D.56cm |  Taia - 4 leg frame Plastic shell H.79cm / W.60cm / D.56,5cm |  Taia - 4 leg frame Plain upholstered shell H.80cm / W.61cm / D.56cm |  Taia - 4 leg frame Soft upholstered shell H.80cm / W.61cm / D.56cm |  Taia - 4 plastic legs Plastic shell H.80cm / W.60cm / D.56cm |

Click on the images to navigate

A1 - Chairs & multipurpose armchairs

● STACKABLE ● GREENGUARD CERTIFIED





















| | | | | |
|--|--|---|--|---|
|  Taia - 4 plastic legs Plain upholstered shell H.81cm / W.61cm / D.56cm |  Taia - 4 plastic legs Soft upholstered shell H.61cm / W.61cm / D.56cm |  Taia - 4 wooden legs Plastic shell H.79cm / W.60cm / D.55cm |  Taia - 4 wooden legs Plain upholstered shell H.80cm / W.61cm / D.56cm |  Taia - 4 wooden legs Soft upholstered shell H.80cm / W.61cm / D.56cm |
|  Taia - 4 spoke wooden swivel base Plastic shell H.76cm / W.60cm / D.55cm |  Taia - 4 spoke wooden swivel base Plain upholstered shell H.78cm / W.61cm / D.56cm |  Taia - 4 spoke wooden swivel base Soft upholstered shell H.78cm / W.61cm / D.56cm |  Taia - 4 spoke steel swivel base Plastic shell H.77cm / W.60cm / D.55cm |  Taia - 4 spoke steel swivel base Plain upholstered shell H.79cm / W.61cm / D.56cm |
|  Taia - 4 spoke steel swivel base Soft upholstered shell H.79cm / W.61cm / D.56cm |  Taia - Cantilever base Plastic shell H.77cm / W.60cm / D.55cm |  Taia - Cantilever base Plain upholstered shell H.80cm / W.61cm / D.56cm |  Taia - Cantilever base Soft upholstered shell H.80cm / W.61cm / D.56cm |  Unnia - Sled frame Chair H.80cm / W.55cm / D.58cm |
|  Unnia - Sled frame Armchair H.80cm / W.55cm / D.58cm |  Unnia - 4 leg frame Chair H.80cm / W.55cm / D.58cm |  Unnia - 4 leg frame Armchair H.80cm / W.55cm / D.58cm |  Unnia - 4 spoke wooden swivel base Chair H.80,5cm / W.47cm / D.55cm |  Unnia - 4 spoke steel swivel base Chair H.80,5cm / W.47cm / D.50cm |





















| | | | | |
|--|--|---|---|---|
|  Unnia - 4 spoke steel swivel base Armchair H.80,5cm / W.56,5cm / D.50cm |  Unnia - 4 spoke aluminum swivel base Chair H.79cm / W.51,5cm / D.51,5cm |  Unnia - 4 spoke aluminum swivel base Armchair H.79cm / W.56,5cm / D.51,5cm |  Unnia tapiz - Sled frame Chair H.80,5cm / W.55cm / D.49cm |  Unnia tapiz - Sled frame Armchair H.80,5cm / W.58cm / D.51cm |
|  Unnia tapiz - Sled frame Armchair with upholstered arms H.81cm / W.56cm / D.50cm |  Unnia tapiz - 4 leg frame Chair H.80,5cm / W.55cm / D.51cm |  Unnia tapiz - 4 leg frame Armchair H.80,5cm / W.58cm / D.51cm |  Unnia tapiz - 4 leg frame Armchair with upholstered arms H.80,5cm / W.58cm / D.51cm |  Unnia tapiz - 4 spoke wooden swivel base Chair H.80,5cm / W.47cm / D.50cm |
|  Unnia tapiz - 4 spoke wooden swivel base Armchair with upholstered arms H.80,5cm / W.58cm / D.50cm |  Unnia tapiz - 4 spoke steel swivel base Chair H.80,5cm / W.47cm / D.50cm |  Unnia tapiz - 4 spoke steel swivel base Armchair H.80,5cm / W.56,5cm / D.50cm |  Unnia tapiz - 4 spoke steel swivel base Armchair with upholstered arms H.80,5cm / W.56,5cm / D.50cm |  Unnia tapiz - 4 spoke aluminum swivel base Chair H.79cm / W.52,5cm / D.52,5cm |
|  Unnia tapiz - 4 spoke aluminum swivel base Armchair H.79cm / W.56,5cm / D.52,5cm |  Unnia tapiz - 4 spoke aluminum swivel base Armchair with upholstered arms H.79cm / W.56,5cm / D.52,5cm |  Varya - Sled frame Chair H.81cm / W.55cm / D.50cm |  Varya - Sled frame Armchair H.81cm / W.63cm / D.50cm |  Varya - 4 leg frame Chair H.81,5cm / W.57,5cm / D.51,5cm |

Click on the images to navigate

A1 - Chairs & multipurpose armchairs

● STACKABLE ● GREENGUARD CERTIFIED

| | | | | |
|--|--|---|---|--|
|  Varya - 4 leg frame Armchair H.81cm / W.61cm / D.51,5cm |  Varya - 4 leg non stackable frame Chair H.81cm / W.47,5cm / D.50cm |  Varya - 4 wooden leg frame Chair H.81,5cm / W.46,5cm / D.50cm |  Varya - 4 plastic leg frame Chair H.81,5cm / W.47,5cm / D.50cm |  Varya - 4 spoke steel swivel base Chair H.81cm / W.48cm / D.50cm |
|  Varya - 4 spoke steel swivel base Armchair H.81cm / W.57cm / D.50cm |  Varya - 4 spoke aluminum swivel base Chair H.80,5cm / W.51,5cm / D.51,5cm |  Varya - 4 spoke aluminum swivel base Armchair H.80,5cm / W.57cm / D.51,5cm |  Varya - Cantilever base Chair H.81cm / W.52cm / D.54cm |  Varya - Cantilever base Armchair H.81cm / W.54cm / D.54cm |
|  Varya tapiz - Sled frame Chair H.81cm / W.55,5cm / D.50cm |  Varya tapiz - Sled frame Armchair H.81cm / W.63cm / D.50cm |  Varya tapiz - 4 leg frame Chair H.81cm / W.57cm / D.51,5cm |  Varya tapiz - 4 leg frame Armchair H.81cm / W.61cm / D.51,5cm |  Varya tapiz - 4 leg non stackable frame Chair H.82cm / W.48cm / D.50cm |
|  Varya tapiz - 4 wooden leg frame Chair H.81cm / W.48cm / D.49cm |  Varya tapiz - 4 plastic leg frame Chair H.81cm / W.48cm / D.50cm |  Varya tapiz - 4 spoke steel swivel base Chair H.81cm / W.48cm / D.50cm |  Varya tapiz - 4 spoke steel swivel base Armchair H.81cm / W.57cm / D.50cm |  Varya tapiz - 4 spoke aluminum swivel base Chair H.80,5cm / W.51,5cm / D.51,5cm |

| | | | | |
|---|---|---|---|---|
|  Varya tapiz - 4 spoke aluminum swivel base Armchair H.80,5cm / W.57cm / D.51,5cm |  Varya tapiz - Cantilever base Chair H.81cm / W.52cm / D.54cm |  Varya tapiz - Cantilever base Armchair H.81cm / W.54cm / D.54cm |  Varya wood - Sled frame Chair H.81cm / W.56cm / D.50cm |  Varya wood - Sled frame Armchair H.81cm / W.63cm / D.50cm |
|  Varya wood - 4 leg frame Chair H.81cm / W.57cm / D.51,5cm |  Varya wood - 4 leg frame Armchair H.81cm / W.61cm / D.52cm |  Varya wood - 4 leg non stackable frame Chair H.81cm / W.48cm / D.50cm |  Varya wood - 4 wooden legs Chair H.80,5cm / W.48cm / D.50,5cm |  Varya wood - 4 spoke steel swivel base Chair H.81cm / W.48cm / D.50cm |
|  Varya wood - 4 spoke steel swivel base Armchair H.81cm / W.57cm / D.50cm |  Varya wood - 4 spoke aluminum swivel base Chair H.80,5cm / W.51,5cm / D.51,5cm |  Varya wood - 4 spoke aluminum swivel base Armchair H.80,5cm / W.57cm / D.51,5cm |  Varya xl - Sled frame Plastic shell H.81,5cm / W.61cm / D.50cm |  Varya xl - Sled frame Upholstered shell H.82cm / W.61cm / D.50cm |
|  Varya xl - 4 leg frame Plastic shell H.81,5cm / W.60cm / D.52cm |  Varya xl - 4 leg frame Upholstered shell H.82cm / W.60cm / D.52cm |  Varya xl - 4 leg stackable frame Plastic shell armchair H.82,5cm / W.69cm / D.52,5cm |  Varya xl - 4 leg stackable frame Upholstered shell armchair H.83cm / W.69cm / D.52,5cm |  Varya xl - 4 leg non stackable frame Plastic shell armchair H.82,5cm / W.67cm / D.52,5cm |

Click on the images to navigate

A1 - Chairs & multipurpose armchairs





















● STACKABLE ● GREENGUARD CERTIFIED





















| | | | | |
|--|--|--|---|--|
|  <p>Varya xl - 4 leg non stackable frame Upholstered shell armchair H.83cm / W.67cm / D.52,5cm</p> |  <p>Varya xl - 4 leg non stackable frame Plastic shell H.82,5cm / W.52cm / D.50cm</p> |  <p>Varya xl - 4 leg non stackable frame Upholstered shell H.83cm / W.52cm / D.50cm</p> |  <p>Varya xl - 4 plastic leg frame Plastic shell H.83cm / W.52cm / D.50cm</p> |  <p>Varya xl - 4 plastic leg frame Upholstered shell H.83,5cm / W.52cm / D.50cm</p> |
|  <p>Varya xl - 4 wooden leg frame Plastic shell H.82,5cm / W.52cm / D.50cm</p> |  <p>Varya xl - 4 wooden leg frame Upholstered shell H.83cm / W.52cm / D.50cm</p> |  <p>Varya xl - 4 spoke wooden swivel base Plastic shell H.81cm / W.52cm / D.50cm</p> |  <p>Varya xl - 4 spoke wooden swivel base Upholstered shell H.81,5cm / W.52cm / D.50cm</p> |  <p>Varya xl - 4 spoke wooden swivel base Plastic shell with metal arms H.81cm / W.67,5cm / D.50cm</p> |
|  <p>Varya xl - 4 spoke wooden swivel base Upholstered shell with metal arms H.81,5cm / W.67,5cm / D.50cm</p> |  <p>Varya xl - 4 spoke aluminum swivel base Plastic shell H.85cm / W.52cm / D.51cm</p> |  <p>Varya xl - 4 spoke aluminum swivel base Upholstered shell H.85,5cm / W.52cm / D.51cm</p> |  <p>Varya xl - 4 spoke aluminum swivel base Plastic shell with metal arms H.85cm / W.67,5cm / D.51cm</p> |  <p>Varya xl - 4 spoke aluminum swivel base Upholstered shell with metal arms H.85,5cm / W.67,5cm / D.51cm</p> |



A2 - Stools

● GREENGUARD CERTIFIED









| | | | | |
|--|---|--|---|---|
|  Ann · Sled frame Wooden shell · High stool H.100cm / W.57cm / D.45cm |  Ann · Sled frame Wooden shell · Medium stool H.90cm / W.55cm / D.44cm |  Ann · Sled frame Upholstered shell · High stool H.100cm / W.57cm / D.45cm |  Ann · Sled frame Upholstered shell · Medium stool H.90cm / W.55cm / D.44cm |  Aryn max · 4 leg frame Plastic · High stool H.107,5cm / W.57cm / D.56cm |
|  Aryn max · 4 leg frame Plastic · Medium stool H.97,5cm / W.54cm / D.54,5cm |  Aryn max · 4 leg frame Upholstered · High stool H.108,5cm / W.57cm / D.56cm |  Aryn max · 4 leg frame Upholstered · Medium stool H.98,5cm / W.54cm / D.54,5cm |  Dunas xs · 4 leg frame High stool H.99cm / W.50cm / D.49cm |  Dunas xs · 4 leg frame Medium stool H.89cm / W.50cm / D.48cm |
|  Dunas xs · 4 spoke wooden swivel base High stool H.100cm / W.50cm / D.48cm |  Dunas xs · 4 spoke wooden swivel base Medium stool H.90cm / W.50cm / D.47cm |  Lea · 4 leg frame Plastic · High stool H.104,5cm / W.54,5cm / D.55cm |  Lea · 4 leg frame Plastic · Medium stool H.94,5cm / W.54cm / D.54cm |  Lea · 4 leg frame Wood · High stool H.104,5cm / W.54,5cm / D.55cm |
|  Lea · 4 leg frame Wood · Medium stool H.94,5cm / W.54cm / D.54cm |  Lea · 4 leg frame Upholstered · High stool H.105cm / W.54,5cm / D.55cm |  Lea · 4 leg frame Upholstered · Medium stool H.95cm / W.54cm / D.54cm |  Nim · Sled frame Wooden shell · High stool H.100cm / W.41cm / D.47cm |  Nim · Sled frame Wooden shell · Medium stool H.90cm / W.41cm / D.47cm |

| | | | | |
|---|---|--|--|---|
|  Nim · Sled frame Upholstered shell · High stool H.107cm / W.41cm / D.47cm |  Nim · Sled frame Upholstered shell · Medium stool H.97cm / W.41cm / D.47cm |  Sun · 4 spoke steel base Wooden seat · High stool H.79cm / W.50cm / D.50cm |  Sun · 4 spoke steel base Wooden seat · Medium stool H.62cm / W.42,7cm / D.42,7cm |  Sun · 4 spoke steel base Wooden seat · Low stool H.42cm / W.36,8cm / D.36,8cm |
|  Sun · 4 spoke steel base Upholstered seat · High stool H.75cm / W.50cm / D.50cm |  Sun · 4 spoke steel base Upholstered seat · Medium stool H.62cm / W.42,7cm / D.42,7cm |  Sun · 4 spoke steel base Upholstered seat · Low stool H.42cm / W.36,8cm / D.36,8cm |  Taia · 4 leg frame Plastic shell · High stool H.112cm / W.60cm / D.53,5cm |  Taia · 4 leg frame Plastic shell · Medium stool H.102cm / W.60cm / D.53cm |
|  Taia · 4 leg frame Upholstered shell · High stool H.112cm / W.60cm / D.53,5cm |  Taia · 4 leg frame Upholstered shell · Medium stool H.102cm / W.60cm / D.53cm |  Taia · 4 leg frame Soft upholstered shell · High stool H.112cm / W.60cm / D.53,5cm |  Taia · 4 leg frame Soft upholstered shell · Medium stool H.102cm / W.60cm / D.53cm |  Tao · Sled frame Wooden seat · High stool H.78cm / W.50cm / D.42cm |
|  Tao · Sled frame Wooden seat · Medium stool H.68cm / W.51cm / D.42cm |  Tao · Sled frame Upholstered seat · High stool H.78cm / W.50cm / D.42cm |  Tao · Sled frame Upholstered seat · Medium stool H.68cm / W.51cm / D.42cm |  Unnia · Sled frame High stool H.110cm / W.55cm / D.50cm |  Unnia · Sled frame Medium stool H.100cm / W.55cm / D.50cm |

Click on the images to navigate

A2 - Stools

● GREENGUARD CERTIFIED





















| | | | | |
|--|--|--|--|---|
|  Unnia tapiz - Sled frame High stool H.110cm / W.55cm / D.50cm |  Unnia tapiz - Sled frame Medium stool H.100cm / W.55cm / D.50cm |  Varya - Sled frame High chair H.112cm / W.46,5cm / D.51,5cm |  Varya - Sled frame Counter chair H.102cm / W.46,5cm / D.49cm |  Varya - Sled frame High stool H.101cm / W.44cm / D.50,5cm |
|  Varya - Sled frame Medium stool H.91cm / W.41,5cm / D.44cm |  Varya - 4 leg frame High chair H.112cm / W.46,5cm / D.50cm |  Varya - 4 leg frame Counter chair H.102cm / W.46,5cm / D.49cm |  Varya - 4 leg frame High stool H.101cm / W.45,5cm / D.48cm |  Varya - 4 leg frame Medium stool H.91cm / W.42cm / D.45cm |
|  Varya - 4 wooden leg frame High stool H.101cm / W.41cm / D.43cm |  Varya - 4 wooden leg frame Medium stool H.91cm / W.41cm / D.45,5cm |  Varya - 4 spoke steel swivel base High stool H.101cm / W.40,5cm / D.43cm |  Varya - 4 spoke steel swivel base Medium stool H.91cm / W.41cm / D.43cm |  Varya tapiz - Sled frame High chair H.112cm / W.46,5cm / D.51,5cm |
|  Varya tapiz - Sled frame Counter chair H.102cm / W.46,5cm / D.49cm |  Varya tapiz - Sled frame High stool H.101cm / W.44cm / D.47cm |  Varya tapiz - Sled frame Medium stool H.91cm / W.41,5cm / D.43cm |  Varya tapiz - 4 leg frame High chair H.112cm / W.46,5cm / D.50cm |  Varya tapiz - 4 leg frame Counter chair H.102cm / W.46,5cm / D.49cm |





















| | | | | |
|---|---|---|--|--|
|  Varya tapiz - 4 leg frame High stool H.101cm / W.45,5cm / D.48cm |  Varya tapiz - 4 leg frame Medium stool H.91cm / W.42cm / D.45cm |  Varya tapiz - 4 wooden legs High stool H.101cm / W.41cm / D.45,5cm |  Varya tapiz - 4 wooden legs Medium stool H.91cm / W.41cm / D.45,5cm |  Varya tapiz - 4 spoke steel swivel base High stool H.102cm / W.41,5cm / D.43cm |
|  Varya tapiz - 4 spoke steel swivel base Medium stool H.91cm / W.41cm / D.43cm |  Varya wood - Sled frame High stool H.101cm / W.44cm / D.47cm |  Varya wood - Sled frame Medium stool H.91cm / W.41,5cm / D.43cm |  Varya wood - 4 leg frame High stool H.101cm / W.45,5cm / D.48cm |  Varya wood - 4 leg frame Medium stool H.91cm / W.42cm / D.45cm |
|  Varya wood - 4 wooden leg frame High stool H.101cm / W.41cm / D.45,5cm |  Varya wood - 4 wooden leg frame Medium stool H.91cm / W.41cm / D.45,5cm |  Varya wood - 4 spoke steel swivel base High stool H.101cm / W.41cm / D.43cm |  Varya wood - 4 spoke steel swivel base Medium stool H.91cm / W.41cm / D.43cm | |

Click on the images to navigate

A3 · Lounge armchairs & sofas

● GREENGUARD CERTIFIED
















| | | | | |
|---|--|---|--|---|
|  Dunas Lounge · High back Flat 4 spoke aluminum swivel base H118,5cm / W78,5cm / D78cm |  Dunas Lounge · Medium back Flat 4 spoke aluminum swivel base H93,5cm / W78,5cm / D78cm |  Dunas Lounge · Ottoman Flat 4 spoke aluminum base H41cm / W69cm / D63cm |  Dunas XL · High back Flat 4 spoke aluminum swivel base H105cm / W82cm / D73cm |  Dunas XL · Low back Flat 4 spoke aluminum swivel base H77cm / W82cm / D74cm |
|  Dunas XL · High back Rod frame H105cm / W82cm / D73cm |  Dunas XL · Low back Rod frame H77cm / W82cm / D74cm |  Dunas XL · High back 4 spoke aluminum high swivel base H105cm / W82cm / D73cm |  Dunas XL · Low back 4 spoke aluminum high swivel base H77cm / W82cm / D74cm |  Dunas XL · Low back 4 wooden legs H77cm / W82cm / D74cm |
|  Dunas XL · High back 4 spoke wooden swivel base H105cm / W83cm / D73cm |  Dunas XL · Low back 4 spoke wooden swivel base H77cm / W83cm / D74cm |  Escalas · Single armchair High arms H69cm / W80cm / D80cm |  Escalas · Single armchair Low arms H69cm / W80cm / D80cm |  Lin wood · Armchair H83cm / W62cm / D60cm |
|  Lin tapiz · Armchair H80cm / W62cm / D60cm |  Marcus · 1 seater sofa H69cm / W105cm / D95cm |  Pau · Armchair with upholstered arms H72cm / W80cm / D80cm |  Pau · Armchair with steel arms H72cm / W70cm / D80cm |  Pau · Seat with corner backrest H72cm / W70cm / D80cm |

| | | | | |
|--|---|---|---|--|
|  Rever · High back · Oak veneer 4 spoke aluminum swivel base H105cm / W80cm / D81cm |  Rever · High back · Walnut veneer 4 spoke aluminum swivel base H105cm / W80cm / D81cm |  Rever · High back · Fully upholstered 4 spoke aluminum swivel base H105cm / W80cm / D81cm |  Rever · Medium back · Oak veneer 4 spoke aluminum swivel base H88,5cm / W80cm / D76cm |  Rever · Medium back · Walnut veneer 4 spoke aluminum swivel base H88,5cm / W80cm / D76cm |
|  Rever · Medium back · Fully upholstered 4 spoke aluminum swivel base H88,5cm / W80cm / D76cm |  Rever · Ottoman · Oak veneer 4 spoke aluminum base H43cm / W62cm / D62cm |  Rever · Ottoman · Walnut veneer 4 spoke aluminum base H43cm / W62cm / D62cm |  Rever · Ottoman · Fully upholstered 4 spoke aluminum base H43cm / W62cm / D62cm |  Tetris · Armchair · Arms W10cm H74cm / W80cm / D80cm |
|  Tetris · Armchair · Arms W20cm H74cm / W100cm / D80cm |  Tetris · Seat with corner backrest H74cm / W80cm / D80cm |  Wabao · Lounge armchair H78cm / W84cm / D75,5cm |  Wabao · Armchair H80cm / W59,5cm / D60cm |  Wabao · Pouf H42cm / W57cm / D46cm |
|  Wudi · Armchair W74,5cm / 75,5cm / 77cm |  Wudi · Two seater sofa W74,5cm / 136cm / 77cm |  Xail · Sled frame Tight upholstery H76,5cm / W66cm / D71cm |  Xail · Sled frame Horizontal stitching upholstery H76,5cm / W66cm / D71cm |  Xail · Sled frame Soft upholstery H77cm / W66cm / D71,5cm |

Click on the images to navigate

A3 · Lounge armchairs & sofas

● GREENGUARD CERTIFIED

| | | | | |
|---|---|---|---|--|
|  <p>Xail · 4 leg frame and wooden arms Tight upholstery H.76,5cm / W.79cm / D.71cm</p> |  <p>Xail · 4 leg frame and wooden arms Horizontal stitching upholstery H.76,5cm / W.79cm / D.71cm</p> |  <p>Xail · 4 leg frame and wooden arms Soft upholstery H.77cm / W.79cm / D.71,5cm</p> |  <p>Xail · 4 leg frame and upholstered arms Tight upholstery H.76,5cm / W.79cm / D.71cm</p> |  <p>Xail · 4 leg frame and upholstered arms Horizontal stitching upholstery H.76,5cm / W.79cm / D.71cm</p> |
|  <p>Xail · 4 leg frame and upholstered arms Soft upholstery H.77cm / W.79cm / D.71,5cm</p> |  <p>Xail · Flat 4 spoke aluminum swivel base Tight upholstery H.76,5cm / W.62cm / D.71cm</p> |  <p>Xail · Flat 4 spoke aluminum swivel base Horizontal stitching upholstery H.76,5cm / W.62cm / D.71cm</p> |  <p>Xail · Flat 4 spoke aluminum swivel base Soft upholstery H.77cm / W.62cm / D.71,5cm</p> |  <p>Xail · Flat 4 spoke aluminum swivel base and wooden arms Tight upholstery H.76,5cm / W.79cm / D.71cm</p> |
|  <p>Xail · Flat 4 spoke aluminum swivel base and wooden arms Horizontal stitching upholstery H.76,5cm / W.79cm / D.71cm</p> |  <p>Xail · Flat 4 spoke aluminum swivel base and wooden arms Soft upholstery H.76,5cm / W.79cm / D.71,5cm</p> |  <p>Xail · Flat 4 spoke aluminum swivel base and upholstered arms Tight upholstery H.76,5cm / W.79cm / D.71cm</p> |  <p>Xail · Flat 4 spoke aluminum swivel base and upholstered arms Horizontal stitching upholstery H.76,5cm / W.79cm / D.71cm</p> |  <p>Xail · Flat 4 spoke aluminum swivel base and upholstered arms Soft upholstery H.76,5cm / W.79cm / D.71,5cm</p> |

| | | |
|--|--|--|
|  <p>Entropy · Modular sofa Composition example 1</p> |  <p>Entropy · Modular sofa Composition example 2</p> |  <p>Entropy · Modular sofa Composition example 3</p> |
|  <p>Entropy · Modular sofa Composition example 4</p> |  <p>Escalas · Modular sofa Composition example 1</p> |  <p>Escalas · Modular sofa Composition example 2</p> |
|  <p>Escalas · Modular sofa Composition example 3</p> |  <p>Escalas · Modular sofa Composition example 4</p> |  <p>Escalas · Modular sofa Composition example 5</p> |
|  <p>Escalas · Modular sofa Composition example 6</p> |  <p>Escalas · Modular sofa Composition example 7</p> |  <p>Escalas · Modular sofa Composition example 8</p> |

Click on the images to navigate

A3 · Lounge armchairs & sofas













● GREENGUARD CERTIFIED











Click on the images to navigate

















A4 · Benches













● GREENGUARD CERTIFIED

| | | | |
|--|---|--|---|
|  <p>Ann · 2 to 5 seater bench Wooden or upholstered shell H.81cm / W.104cm, 161cm, 218cm, 275cm / D.51cm</p> |  <p>Escalas · Modular bench Composition example</p> |  <p>Lapse · Modular bench Composition example</p> | |
|  <p>Lin wood · Modular bench Composition example</p> |  <p>Lin tapiz · Modular bench Composition example</p> |  <p>Nim · 2 to 5 seater bench Wooden or upholstered shell H.75cm / W.104cm, 161cm, 218cm, 275cm / D.53cm</p> | |
|  <p>Nuc · Round pouf H49,5cm W.Ø50cm / Ø80cm / Ø100cm</p> |  <p>Nuc · Square pouf H49,5cm W.60x60cm / 80x80cm</p> |  <p>Nuc · Rectangular pouf H49,5cm W.110x40cm / 110x60cm</p> |  <p>Plania bench · Modular bench Composition example 1</p> |
|  <p>Plania bench · Modular bench Composition example 2</p> | | |  <p>Unnia · 2 to 5 seater bench Plastic monoshell H.81cm / W.104cm, 161cm, 218cm, 275cm / D.51cm</p> |

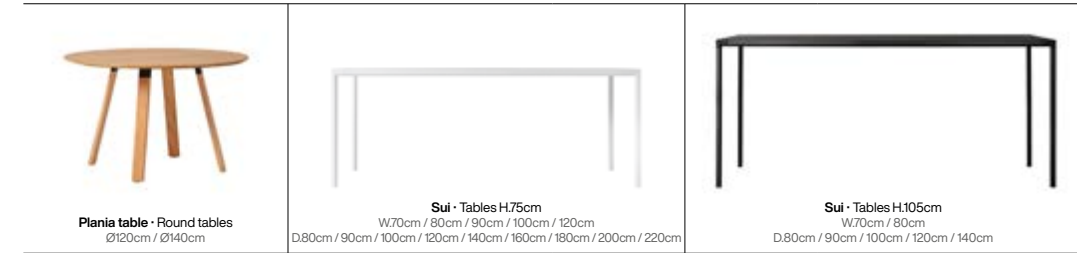

| | | |
|--|---|--|
|  <p>Unnia tapiz · 2 to 5 seater bench Upholstered monoshell H.81cm / W.104cm, 161cm, 218cm, 275cm / D.52cm</p> |  <p>Varya · 2 to 5 seater bench Plastic monoshell H.81cm / W.104cm, 161cm, 218cm, 275cm / D.52cm</p> |  <p>Varya tapiz · 2 to 5 seater bench Upholstered monoshell H.81cm / W.104cm, 161cm, 218cm, 275cm / D.52cm</p> |
|  <p>Varya wood · 2 to 5 seater bench Wooden monoshell H.81cm / W.104cm, 161cm, 218cm, 275cm / D.52cm</p> |  <p>Varya XL · 2 to 5 seater bench Plastic monoshell H.81cm / W.104cm, 161cm, 218cm, 275cm / D.52cm</p> |  <p>Varya XL · 2 to 5 seater bench Upholstered monoshell H.81cm / W.104cm, 161cm, 218cm, 275cm / D.52cm</p> |
|  <p>Wudi · Ottoman H.41cm / W.61cm / D.47cm</p> |  <p>Wudi · Ottoman bench H.41cm / W.121cm / D.47cm</p> | |

Click on the images to navigate

| | | | | |
|--|--|--|--|--|
|  Arc · Table base H.72cm / W.52cm / D.52cm |  Elix · Table base H.73cm H.73cm / W.64cm / D.Ø88cm |  Elix · 2 table bases H.73cm with oval tabletop W.240cm / D.100cm | |  Elix · Table base H.103cm H.103cm / W.64cm / D.Ø88cm |
|  Elix · 2 table bases H.103cm with oval tabletop W.240cm / D.100cm | |  Essens · Round table base Ø38cm H.72cm / W.48cm / D.48cm |  Essens · Round table base Ø38cm stool height H.108,5cm / W.48cm / D.48cm |  Essens · Round table base Ø50cm H.72cm / W.62cm / D.62cm |
|  Essens · Round table base Ø65cm H.72cm / W.77cm / D.77cm |  Essens · Elliptical table base 93x65cm H.72cm / W.93cm / D.65cm | |  Essens · Two oval table base 40x70cm H.72cm / W.40cm / D.70cm | |
|  Flat · Round base 47cm, H.72cm H.72cm / W.47cm / D.47cm |  Flat · Round table base 47cm, H.103cm H.103cm / W.47cm / D.47cm |  Flat · Round table base 65cm, H.72cm H.72cm / W.65cm / D.65cm |  Flat · Round table base 47cm, H.88cm H.88cm / W.47cm / D.47cm |  Flat · Round table base 65cm, H.88cm H.88cm / W.65cm / D.65cm |

| | | | | |
|---|--|--|---|--|
|  Flat · Square table base 48x48cm, H.72cm H.72cm / W.48cm / D.48cm |  Flat · Square table base 48x48cm, H.88cm H.88cm / W.48cm / D.48cm |  Flat · Square table base 48x48cm, H.103cm H.103cm / W.48cm / D.48cm |  Lex · Table base H.73cm H.73cm / W.55cm / D.Ø75cm |  Lex · Table base H.73cm with mechanism for flip top H.73cm / W.55cm / D.Ø75cm |
|  Lex · 2 table bases H.73cm with oval tabletop W.240cm / D.100cm | |  Lex · 2 table bases H.103cm with oval tabletop W.240cm / D.100cm | |  Lex · Table base H.103cm H.103cm / W.55cm / D.Ø75cm |
|  Lex · Table base H.103cm with mechanism for flip top H.103cm / W.55cm / D.Ø75cm |  Malibu · Table base H.73cm H.73cm / W.67cm / D.Ø67cm |  Malibu · Table base H.103cm H.103cm / W.67cm / D.Ø67cm |  Stiks · Table base H.72cm H.72cm / W.70cm / D.Ø70cm | |

Click on the images to navigate
















A5 · Accessories






Click on the images to navigate

A6 - Occasional tables

● GREENGUARD CERTIFIED

| | | | | |
|---|---|---|--|--|
|  Dunas Lounge - Low table H.32cm / W.70cm / D.70cm |  Dunas XL - Low table Rod frame H.42cm / W.70cm / D.70cm |  Elix - Table base H.31cm H.31cm / W.64cm / D.Ø88cm |  Essens occasional - H.44cm Round table base Ø22,5cm H.43cm / W.22,5cm / D.22,5cm |  Essens occasional - H.52cm Round table base Ø22,5cm H.51cm / W.22,5cm / D.22,5cm |
|  Essens occasional - H.40cm Round table base Ø45,5cm H.38cm / W.45,5cm / D.45,5cm |  Lan - Side table H.66cm / W.42cm / D.28cm |  Lan - XL side table H.66cm / W.55cm / D.35cm |  Lex - Table base H.38cm H.38cm / W.55cm / D.Ø75cm |  Malibu - Table base H.38cm H.38cm / W.67cm / D.Ø67cm |
|  Nuc - Rectangular coffee table H.38cm W.110 / D.40cm |  Nuc - Square side & coffee table H.38cm 60x60cm / 80x80cm |  Nuc - Square side table H.52cm W.40 / D.40cm |  Nuc - Round side & coffee table H.38cm Ø50cm / Ø80cm / Ø100cm |  Nuc - Round side table H.52cm Ø50cm |
|  Nume - Rectangular side table Base with adjustable height H.75-53cm / W.35cm / D.55cm |  Nume - Round side table Ø40cm Base with adjustable height H.75-53cm / W.40cm / D.40cm |  Nume - Round side table Ø50cm Base with adjustable height H.75-53cm / W.50cm / D.50cm |  Nume - Round side table Ø60cm Base with adjustable height H.75-53cm / W.60cm / D.60cm |  Stiks - Table base H.38cm H.38cm / W.52cm / D.52cm |

| | | | | |
|--|--|--|---|--|
|  Sui - Table H.35cm W.70cm / 80cm / 90cm / 100cm / 120cm D.80cm / 90cm / 100cm / 120cm / 140cm / 160cm / 180cm / 200cm / 220cm |  Tetris - Side table H.38cm / W.80cm / D.80cm |  Tetris - Coffee table H.38cm / W.120cm / D.80cm |  Wabao - Low table H.37cm / W.53cm / D.65cm |  Wudi - Coffee table H.33,5cm / W.120cm / D.45cm |
|  Wudi - Coffee table with magazine rack H.33,5cm / W.120cm / D.45cm |  Wudi - Side table H.33,5cm / W.120cm / D.45cm |  Wudi - Side table with magazine rack H.33,5cm / W.120cm / D.45cm | | |

Click on the images to navigate

A7 · Task chairs

● GREENGUARD CERTIFIED







| | | | | |
|--|---|--|---|---|
|  Altea · XL high back 5 spoke aluminum swivel base on casters Gas lift + tilt mechanism H.137-130cm / W.70cm / D.70cm |  Altea · XL high back 5 spoke aluminum swivel base on casters Gas lift H.130-121cm / W.70cm / D.70cm |  Altea · High back 5 spoke aluminum swivel base on casters Gas lift + tilt mechanism H.121-114cm / W.70cm / D.70cm |  Altea · High back 5 spoke aluminum swivel base on casters Gas lift H.121-112cm / W.70cm / D.70cm |  Altea · Low back 5 spoke aluminum swivel base on casters Gas lift + tilt mechanism H.85-78cm / W.70cm / D.70cm |
|  Altea · Low back 5 spoke aluminum swivel base on casters Gas lift H.90-79cm / W.70cm / D.70cm |  Binar 60 · Low back 5 spoke aluminum swivel base on casters Gas lift H.83-71cm / W.64cm / D.63cm |  Binar 60 · Medium back 5 spoke aluminum swivel base on casters Gas lift H.91-79cm / W.64cm / D.64cm |  Binar 60 · Low back 5 spoke aluminum swivel base on casters Gas lift + tilt mechanism H.82-70cm / W.64cm / D.63cm |  Binar 60 · Medium back 5 spoke aluminum swivel base on casters Gas lift + tilt mechanism H.90-78cm / W.64cm / D.64cm |
|  Binar Executive · High back 5 spoke aluminum swivel base on casters Gas lift + synchro mechanism H.137,5-125,5cm / W.64cm / D.64cm |  Binar Executive · High back 5 spoke aluminum swivel base on casters Gas lift + tilt mechanism H.135-123cm / W.64cm / D.64cm |  Binar Executive · High back 5 spoke aluminum swivel base on casters Gas lift H.136-124cm / W.64cm / D.64cm |  Binar Executive · Medium back 5 spoke aluminum swivel base on casters Gas lift + synchro mechanism H.122,5-110,5cm / W.64cm / D.64cm |  Binar Executive · Medium back 5 spoke aluminum swivel base on casters Gas lift + tilt mechanism H.120-108cm / W.64cm / D.64cm |
|  Binar Executive · Medium back 5 spoke aluminum swivel base on casters Gas lift H.121-109cm / W.64cm / D.64cm |  Dunas xs · Chair 5 spoke aluminum swivel base on casters Gas lift H.87-75cm / W.67cm / D.71cm |  Dunas xs · Armchair 5 spoke aluminum swivel base on casters Gas lift H.87-75cm / W.67cm / D.71cm |  Dunas xs · Chair 5 spoke steel swivel base on casters H.80cm / W.67cm / D.71cm |  Dunas xs · Armchair 5 spoke steel swivel base on casters H.80cm / W.67cm / D.71cm |

| | | | | |
|--|---|--|---|--|
|  Esitt · Task chair with mesh backrest 5 spoke aluminum swivel base on casters H.109-97cm / W.64cm / D.67cm |  Esitt · Task chair with upholstered backrest 5 spoke aluminum swivel base on casters H.109-97cm / W.64cm / D.67cm |  Esitt · Counter stool with mesh backrest 5 spoke aluminum swivel base on casters H.132-109cm / W.64cm / D.67cm |  Esitt · Counter stool with upholstered backrest 5 spoke aluminum swivel base on casters H.132-109cm / W.64cm / D.67cm |  Itek pro · Task chair 5 spoke aluminum swivel base on casters Gas lift + synchro mechanism H.110-98cm / W.64cm / D.67cm |
|  Itek pro · Task chair 5 spoke aluminum swivel base on casters Gas lift H.110-98cm / W.64cm / D.67cm |  Itek pro · Counter stool 5 spoke aluminum swivel base on casters H.133-110cm / W.64cm / D.67cm |  Kori · High back armchair 5 spoke aluminum swivel base on casters Gas lift + tilt mechanism H.136-124cm / W.64cm / D.69cm |  Kori · High back armchair 5 spoke aluminum swivel base on casters Gas lift + 7 position tilt mechanism H.141-129cm / W.64cm / D.69cm |  Kori · High back armchair 5 spoke aluminum swivel base on casters Gas lift H.136-124cm / W.64cm / D.69cm |
|  Kori · High back chair 5 spoke aluminum swivel base on casters Gas lift + tilt mechanism H.136-124cm / W.64cm / D.69cm |  Kori · High back chair 5 spoke aluminum swivel base on casters Gas lift + 7 position tilt mechanism H.141-129cm / W.64cm / D.69cm |  Kori · High back chair 5 spoke aluminum swivel base on casters Gas lift H.136-124cm / W.64cm / D.69cm |  Kori · Medium back armchair 5 spoke aluminum swivel base on casters Gas lift + tilt mechanism H.112-100cm / W.64cm / D.69cm |  Kori · Medium back armchair 5 spoke aluminum swivel base on casters Gas lift + 7 position tilt mechanism H.117-105cm / W.64cm / D.69cm |
|  Kori · Medium back armchair 5 spoke aluminum swivel base on casters Gas lift H.112-100cm / W.64cm / D.69cm |  Kori · Medium back chair 5 spoke aluminum swivel base on casters Gas lift + tilt mechanism H.112-100cm / W.64cm / D.69cm |  Kori · Medium back chair 5 spoke aluminum swivel base on casters Gas lift + 7 position tilt mechanism H.117-105cm / W.64cm / D.69cm |  Kori · Medium back chair 5 spoke aluminum swivel base on casters Gas lift H.112-100cm / W.64cm / D.69cm |  Kori · Low back armchair 5 spoke aluminum swivel base on casters Gas lift + tilt mechanism H.95-83cm / W.64cm / D.69cm |

Click on the images to navigate

A7 · Task chairs

● GREENGUARD CERTIFIED







| | | | | |
|---|--|--|---|--|
|  Kori · Low back armchair 5 spoke aluminum swivel base on casters Gas lift + 7 position tilt mechanism H.100-88cm / W.64cm / D.69cm |  Kori · Low back armchair 5 spoke aluminum swivel base on casters Gas lift H.95-83cm / W.64cm / D.69cm |  Kori · Low back chair 5 spoke aluminum swivel base on casters Gas lift + tilt mechanism H.95-83cm / W.64cm / D.69cm |  Kori · Low back chair 5 spoke aluminum swivel base on casters Gas lift + 7 position tilt mechanism H.100-88cm / W.64cm / D.69cm |  Kori · Low back chair 5 spoke aluminum swivel base on casters Gas lift H.95-83cm / W.64cm / D.69cm |
|  Taia · Plastic shell 5 spoke aluminum swivel base on casters Gas lift H.83-74cm / W.68cm / D.66cm |  Taia · Plain upholstered shell 5 spoke aluminum swivel base on casters Gas lift H.83-74cm / W.68cm / D.66cm |  Taia · Soft upholstered shell 5 spoke aluminum swivel base on casters Gas lift H.83-74cm / W.68cm / D.66cm |  Taia · Plastic shell 5 spoke steel swivel base on casters H.78cm / W.60cm / D.62cm |  Taia · Plain upholstered shell 5 spoke steel swivel base on casters H.79cm / W.61cm / D.62cm |
|  Taia · Soft upholstered shell 5 spoke steel swivel base on casters H.79cm / W.61cm / D.62cm |  Taia · Plastic shell 4 leg frame on casters H.79cm / W.60cm / D.56cm |  Taia · Plain upholstered shell 4 leg frame on casters H.80cm / W.61cm / D.56cm |  Taia · Soft upholstered shell 4 leg frame on casters H.80cm / W.61cm / D.56cm |  Unnia · Chair 5 spoke aluminum swivel base on casters Gas lift H.91-79cm / W.66cm / D.69cm |
|  Unnia · Armchair 5 spoke aluminum swivel base on casters Gas lift H.91-79cm / W.66cm / D.69cm |  Unnia · Chair 5 spoke steel swivel base on casters H.80,5cm / W.60cm / D.64cm |  Unnia · Armchair 5 spoke steel swivel base on casters H.80,5cm / W.60cm / D.64cm |  Unnia tapiz · Chair 5 spoke aluminum swivel base on casters Gas lift H.85,5-75,5cm / W.66cm / D.69cm |  Unnia tapiz · Armchair 5 spoke aluminum swivel base on casters Gas lift H.85,5-75,5cm / W.66cm / D.66cm |

| | | | | |
|--|--|---|--|--|
|  Unnia tapiz · Armchair with upholstered arms 5 spoke aluminum swivel base on casters Gas lift H.85,5-75,5cm / W.66cm / D.69cm |  Unnia tapiz · Chair 5 spoke steel swivel base on casters H.81,5cm / W.60cm / D.64cm |  Unnia tapiz · Armchair 5 spoke steel swivel base on casters H.81,5cm / W.66cm / D.66cm |  Unnia tapiz · Armchair with upholstered arms 5 spoke steel swivel base on casters H.81,5cm / W.60cm / D.64cm |  Varya · Chair 5 spoke aluminum swivel base on casters Gas lift H.80,5cm / W.51,5cm / D.51,5cm |
|  Varya · Armchair 5 spoke aluminum swivel base on casters Gas lift H.80,5cm / W.51,5cm / D.51,5cm |  Varya · Chair 4 spoke aluminum swivel base on casters H.80,5cm / W.51,5cm / D.51,5cm |  Varya · Armchair 4 spoke aluminum swivel base on casters H.80,5cm / W.51,5cm / D.51,5cm |  Varya · Chair 4 leg frame on casters H.81cm / W.49cm / D.52cm |  Varya · Chair 4 leg frame on casters + basket H.81cm / W.49cm / D.52cm |
|  Varya tapiz · Chair 5 spoke aluminum swivel base on casters Gas lift H.87,5-76,5cm / W.65cm / D.65cm |  Varya tapiz · Armchair 5 spoke aluminum swivel base on casters Gas lift H.87,5-76,5cm / W.65cm / D.65cm |  Varya tapiz · Chair 4 spoke aluminum swivel base on casters H.80,5cm / W.51,5cm / D.51,5cm |  Varya tapiz · Armchair 4 spoke aluminum swivel base on casters H.80,5cm / W.57cm / D.51,5cm |  Varya tapiz · Chair 4 leg frame on casters H.81cm / W.49cm / D.52cm |
|  Varya tapiz · Chair 4 leg frame on casters + basket H.81cm / W.49cm / D.52cm |  Varya wood · Chair 5 spoke aluminum swivel base on casters Gas lift H.89-77cm / W.65cm / D.65cm |  Varya wood · Armchair 5 spoke aluminum swivel base on casters Gas lift H.89-77cm / W.65cm / D.65cm |  Varya wood · Chair 4 spoke aluminum swivel base on casters H.82,5cm / W.51,5cm / D.51,5cm |  Varya wood · Armchair 4 spoke aluminum swivel base on casters H.82,5cm / W.57cm / D.51,5cm |

Click on the images to navigate

A7 · Task chairs

● GREENGUARD CERTIFIED

| | | | | |
|---|---|--|---|---|
|  <p>Varya xl · Plastic shell chair 5 spoke aluminum swivel base on casters Gas lift H.87-75cm / W.61,5cm / D.64cm</p> |  <p>Varya xl · Upholstered shell chair 5 spoke aluminum swivel base on casters Gas lift H.87-75cm / W.61,5cm / D.64cm</p> |  <p>Varya xl · Plastic shell armchair 5 spoke aluminum swivel base on casters Gas lift H.87-75cm / W.67,5cm / D.64cm</p> |  <p>Varya xl · Upholstered shell armchair 5 spoke aluminum swivel base on casters Gas lift H.87-75cm / W.67,5cm / D.64cm</p> |  <p>Varya xl · Plastic shell 4 leg frame on casters + basket H.83cm / W.52cm / D.53cm</p> |
|  <p>Varya xl · Upholstered shell 4 leg frame on casters + basket H.83,5cm / W.62cm / D.53cm</p> | | | | |





Technical guides

B.

In this section you will find technical information about each of our collections sorted alphabetically.



ALTEA _____ 46



ANN _____ 50



ARC _____ 54



ARUM _____ 58



ARYN _____ 62



ESCALAS _____ 108



ESITT _____ 114



ESSENS _____ 120



ESSENS OCC. _____ 126



FLAT _____ 130



ARYN MAX _____ 66



ARYN WOOD _____ 70



BINAR 60 _____ 74



BINAR EXECUTIVE _____ 78



DIVIDERS & SCREENS _____ 82



ITEK PRO _____ 134



KORI _____ 140



LAMINAR _____ 144



LAN _____ 150



LAPSE _____ 154



DUNAS LOUNGE _____ 88



DUNAS XL _____ 92



DUNAS XS _____ 96



ELIX _____ 100



ENTROPY _____ 104



LEA _____ 158



LEX _____ 162



LIN TAPIZ _____ 166



LIN WOOD _____ 172



MALIBU _____ 178



MARCUS 182



NIM 186



NUC 190



NUME 194



PAU 198



UNNIA TAPIZ 252



VARYA 256



VARYA TAPIZ 262



VARYA WOOD 268



VARYA XL 274



PLANIA BENCH 204



PLANIA TABLE 210



REVER 216



STIKS 220



SUI 224



WABAO 280



WUDI 284



XAIL 288



SUN 230



TAIA 234



TAO 238



TETRIS 242



UNNIA 248

Altea

Designed by
Jorge Pensi

EN • Designed by renowned designer Jorge Pensi, the ALTEA seating collection arises from the search for a family of seats that can have a broad spectrum of uses in both professional and domestic environments. This iconic family, originates from the combination of comfortable seat bodies, available in three heights, with diverse bases of different functionality.

ES • Diseñada por el reconocido diseñador Jorge Pensi, la colección de asientos ALTEA nace de la búsqueda de una familia de asientos que puede tener un amplio espectro de usos tanto en entornos profesionales como domésticos. Esta familia se origina a partir de la combinación de cómodos cuerpos de asientos, disponibles en tres alturas, con diversas bases de diferentes funcionalidad.









FR • Conçue par le célèbre designer Jorge Pensi, la collection de sièges ALTEA est née de la recherche d'une famille de sièges pouvant avoir un large éventail d'utilisations dans les environnements professionnels et domestiques. Cette famille emblématique provient de la combinaison de sièges confortables, disponibles en trois hauteurs, avec différentes bases de fonctionnalités différentes.



Altea

● GREENGUARD CERTIFIED

OVERVIEW

| | | | | |
|---|--|---|---|--|
|  <p>Low back Sled frame H.82cm / W.63,5cm / D.60cm</p> |  <p>Low back 4 leg frame H.81cm / W.64cm / D.59cm</p> |  <p>Low back 4 wooden legs H.82,5cm / W.64cm / D.60cm</p> |  <p>Low back Cantilever base H.79cm / W.62cm / D.61cm</p> |  <p>Low back 4 spoke steel swivel base H.80cm / W.61cm / D.59cm</p> |
|  <p>Low back 5 spoke aluminum swivel base on casters Gas lift + tilt mechanism H.85-78cm / W.70cm / D.70cm</p> |  <p>High back 5 spoke aluminum swivel base on casters Gas lift + tilt mechanism H.121-114cm / W.70cm / D.70cm</p> |  <p>XL high back 5 spoke aluminum swivel base on casters Gas lift + tilt mechanism H.137-130cm / W.70cm / D.70cm</p> | | |

FINISHES

| | | |
|--------------|---|----------|
| UPHOLSTERY | Available in all the upholstery materials indicated in the finishes book. | Page 294 |
| METAL FRAMES | In chrome or micro-textured powder coated in colours M1 and M2 from the metallic swatch card. The die cast aluminum swivel bases are available in polished finishing. | Page 324 |
| WOODEN LEGS | Produced in solid oak and available in any of the oak finishes from the wood swatch card. | Page 326 |



Ann

Designed by
Studio Inclass

EN • ANN is an extensive collection of versatile chairs, stools and benches with a neutral timeless design that is both amiable and welcoming through the use of natural wood and upholstery. Different chairs, armchairs, stools and benches are generated by combining sleek wooden seats with a range of bases. The seat mono-shells are available in beech, oak and walnut veneer, lacquered in colours or fully upholstered.

ES • ANN es una extensa colección de sillas, taburetes y bancos versátiles con un diseño puro y atemporal que se hace amable y acogedor mediante el uso de madera natural y la tapicería. Diferentes sillas, sillones, taburetes y bancos se generan combinando elegantes asientos de madera curvada con una gama de bases de distinta funcionalidad. Los asientos están disponibles en chapa de haya, roble y nogal, lacados en colores o totalmente tapizados.









FR • ANN est une collection étendue de chaises, tabourets et bancs, au design neutre intemporel, créant des atmosphères chaleureuses et accueillantes du fait de l'utilisation du bois et la tapisserie. Une gamme de différents monocoques en bois courbé, se combinant avec différents modèles de piètements, incarne l'essence de cette collection. L'assise monocoque est disponible en placage de bois de hêtre, chêne et noyer, laquée en couleurs ou entièrement tapissée.





Ann

● STACKABLE ● GREENGUARD CERTIFIED



OVERVIEW

| | | | | |
|---|---|--|---|--|
|  <p>4 leg frame H.82cm / W.54cm / D.53cm</p> |  <p>4 leg frame + writing tablet H.82cm / W.54cm / D.53cm</p> |  <p>Sled frame H.82cm / W.57cm / D.53cm</p> |  <p>Sled frame + writing tablet H.82cm / W.57cm / D.53cm</p> |  <p>4 leg with arms H.82cm / W.54cm / D.53cm</p> |
|  <p>Sled frame stool High H.100cm / W.57cm / D.45cm</p> |  <p>Sled frame stool Medium H.90cm / W.55cm / D.44cm</p> |  <p>Bench 2-5 seater H.81cm / W.104cm, 161cm, 216cm, 275cm / D.51cm</p> | | |

ACCESSORIES

| | |
|--|--|
|  <p>Linking clips</p> |  <p>Trolley</p> |
|--|--|

UPHOLSTERY OPTIONS

| | |
|---|--|
|  <p>Upholstered seat</p> |  <p>Fully upholstered shell</p> |
|---|--|

FINISHES

| | | |
|---------------|---|----------|
| UPHOLSTERY | Available in all the upholstery materials indicated in the finishes book. | Page 294 |
| METAL FRAMES | In chrome or micro-textured powder coated in colours M1 and M2 from the metallic swatch card. | Page 324 |
| WOODEN SHELLS | Available in beech, oak and walnut veneer in any of the finishes or lacquered in colours W1 and W2 from the wood swatch card. | Page 326 |



Arc

Designed by
Yonoh

EN • Designed by Yonoh studio, ARC is a multipurpose chairs and tables collection characterized by a timeless elegant design of fluid and enveloping lines. The original shape of the backrest simulates an arc that embraces the body to provide haven and comfort. The collection includes chairs with two types of frame, sled base or four leg. The versatile tables complete the collection and share common aesthetic features with the chairs.

ES • Diseñada por el estudio Yonoh, ARC es una colección de sillas y mesas de usos múltiples que se caracteriza por un diseño elegante y atemporal de líneas fluidas y envolventes. La forma original del respaldo simula un arco que abraza el cuerpo para proporcionar refugio y confort. La colección incluye sillas con dos tipos de estructura, patín o cuatro patas. Las versátiles mesas comparten características estéticas comunes con las sillas y completan la colección.

FR • Conçue par Yonoh Studio, ARC est une collection de chaises et tables multifonctionnelles, aux lignes sinueuses et au design intemporel élégant. La forme originale du dossier simule un arc qui enveloppe le corps, suscitant le confort. La collection inclut des chaises disponibles avec deux modèles de structures, piètement traineau ou quatre pieds en tubes d'acier. Les tables complètent la collection et leurs caractéristiques esthétiques s'harmonisent avec les chaises.



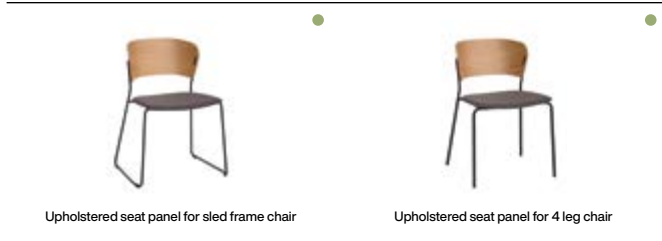
Arc

● STACKABLE ● GREENGUARD CERTIFIED


OVERVIEW



UPHOLSTERY OPTIONS



ACCESSORIES



FINISHES

| | | |
|--------------------------|--|----------|
| UPHOLSTERY | Available in all the upholstery materials indicated in the finishes book. | Page 294 |
| STEEL FRAMES | In chrome or micro-textured powder coated in colours M1 and M2 from the metallic swatch card. | Page 324 |
| TABLETOPS | Available in oak veneer, walnut veneer, solid HPL, solid HPL STONES, solid FENIX® and lacquered MDF in colours W1 and W2 from our tabletops swatch card. | Page 336 |
| WOODEN SEATS & BACKRESTS | Available in beech, oak and walnut veneer in any of the finishes or lacquered in colours W1 and W2 from the wood swatch card. | Page 326 |



Arum

Designed by
Cristian Gori

EN • ARUM is an iconic armchair designed for a transversal use in a wide diversity of contexts. A unique armchair that stands out by its elegant curves, lightness and welcoming comfort. The embracing backrest is pleasant to the touch, flowing and ergonomic while the seat has a smooth shape as a river stone. The structure is made of steel and the seat and backrest are made of polypropylene. ARUM armchairs are available in a wide selection of colours that allow broad customization possibilities and facilitate its integration in diverse environments and spaces.


ES • ARUM es un sillón icónico diseñado para uso transversal en una amplia diversidad de contextos. Un sillón único que destaca por sus elegantes curvas, ligereza y confort. El respaldo envolvente es agradable al tacto, fluido y ergonómico, mientras que el asiento tiene formas suaves como una piedra de río. La estructura es de acero y el asiento y el respaldo son de polipropileno. Los sillones ARUM están disponibles en una amplia selección de colores que permiten amplias posibilidades de personalización y facilitan su integración en diversos entornos y espacios.

FR • ARUM est un fauteuil emblématique conçu pour une utilisation transversale dans une grande variété de contextes. Un fauteuil unique qui se distingue par ses courbes élégantes, sa légèreté et son confort. Le dossier enveloppant est agréable au toucher, fluide et ergonomique, tandis que le siège a des formes lisses comme une pierre de rivière. La structure est en acier et l'assise et le dossier sont en polypropylène. Les fauteuils ARUM sont disponibles dans une large sélection de couleurs qui permettent de nombreuses possibilités de personnalisation et facilitent leur intégration dans divers environnements et espaces.



Arum

● STACKABLE ● GREENGUARD CERTIFIED

| OVERVIEW | UPHOLSTERY OPTIONS |
|--|--|
|  <p>Armchair H.76,5cm / W.59cm / D.50cm</p> |   <p>Removable upholstered seat cushion</p> |

| FINISHES | | |
|--------------|---|----------|
| UPHOLSTERY | Available in all the upholstery materials indicated in the finishes book. | Page 294 |
| STEEL FRAMES | In micro-textured powder coated in colours M1 and M2 from the metallic swatch card. | Page 324 |
| PLASTIC | Available in colours PP1 from the polypropylene swatch card. | Page 330 |



Aryn

Designed by
Jonathan Prestwich

EN • Designed by Jonathan Prestwich, ARYN is a collection of versatile chairs that easily crosses the boundaries between the different domestic and professional environments. A truly transversal, contemporary, light and fresh design that balances form and function being at the same time fascinating from any perspective.

ES • Diseñada por Jonathan Prestwich, ARYN es una versátil colección de sillas que fácilmente cruza los límites entre los distintos espacios de uso profesional o domésticos. Un diseño realmente transversal, contemporáneo, ligero y fresco que equilibra forma y función siendo al mismo tiempo fascinante desde cualquier perspectiva.

FR • Conçue par Jonathan Prestwich, ARYN est une collection de chaises polyvalentes qui franchit facilement les frontières entre les espaces domestiques et les espaces professionnels. Un design transversal, contemporain, gracieux et frais qui équilibre la forme et la fonctionnalité tout en fascinant de toutes les perspectives.



Aryn

● STACKABLE ● GREENGUARD CERTIFIED

OVERVIEW



4 leg frame
H.77cm / W.52cm / D.53cm



Sled frame
H.77cm / W.51cm / D.51cm



Upholstered seat

UPHOLSTERY OPTIONS

FINISHES

| | | |
|--------------|---|----------|
| UPHOLSTERY | Available in all the upholstery materials indicated in the finishes book. | Page 294 |
| STEEL FRAMES | In chrome or micro-textured powder coated in colours M1 and M2 from the metallic swatch card. | Page 324 |
| PLASTIC | Available in colours PP1 from the polypropylene swatch card. | Page 330 |



Aryn

Max

Designed by
Jonathan Prestwich

EN • ARYN MAX is a collection of versatile chairs that stands out for its light, essential and functional design. The collection expands the possibilities of the ARYN family, now with chairs that have a larger backrest. Its essential, pure and timeless design has been developed to inhabit different spaces in offices, schools, universities, hotels, restaurants and private residences. ARYN MAX chairs are available with a four-leg or sled base frame.

ES • ARYN MAX es una colección de sillas versátiles que destaca por su diseño ligero, esencial y funcional. La colección amplía las posibilidades de la familia ARYN, ahora con sillas que tienen un respaldo de mayor formato. Su diseño esencial, puro y atemporal ha sido desarrollado para poder habitar diferentes espacios en oficinas, escuelas, universidades, hoteles, restaurantes y residencias privadas. Las sillas ARYN MAX están disponibles con estructura de cuatro patas o de trineo.

FR • ARYN MAX est une collection de chaises polyvalentes qui se distingue par son design léger, essentiel et fonctionnel. La collection élargit les possibilités de la famille ARYN avec des chaises qui ont un dossier de plus grand format. Son design pur, essentiel et intemporel a été pensé pour habiter différents espaces dans les bureaux, les écoles, les universités, les hôtels, les restaurants et les résidences privées. Les chaises ARYN MAX sont disponibles avec un piètement à quatre pieds ou un traîneau.





Aryn Max

● STACKABLE ● GREENGUARD CERTIFIED



OVERVIEW

| | | | |
|---|--|---|--|
|  <p>4 leg frame H78cm / W52cm / D53cm</p> |  <p>Sled frame H78cm / W51cm / D51cm</p> |  <p>4 leg frame stool High H107,5cm / W57cm / D56cm</p> |  <p>4 leg frame stool Medium H97,5cm / W54cm / D54,5cm</p> |
|---|--|---|--|

UPHOLSTERY OPTIONS

| | |
|---|--|
|  <p>Upholstered seat</p> |  <p>Fully upholstered</p> |
|---|--|

ACCESSORIES

| | |
|--|--|
|  <p>Linking clips</p> |  <p>Trolley</p> |
|--|--|

FINISHES

| | |
|--------------|---|
| UPHOLSTERY | Available in all the upholstery materials indicated in the finishes book. Page 294 |
| STEEL FRAMES | In chrome or micro-textured powder coated in colours M1 and M2 from the metallic swatch card. Page 324 |
| PLASTIC | Available in colours PP1 from the polypropylene swatch card. Page 330 |



Aryn

Wood

Designed by
Jonathan Prestwich

EN • Designed by Jonathan Prestwich, the wooden and upholstered versions, complete the versatile ARYN family. The ARYN WOOD chairs are available with a four leg or sled base frames, both of them stackable. The warmth of the wood and fabrics, together with a light, refined and transversal design, allow the total adaptation of these chairs to any context or environment, from casual spaces to the most elegant environments.

ES • Diseñada por Jonathan Prestwich, las versiones tapizadas y de madera suman versatilidad a la elegante familia ARYN. Las sillas ARYN WOOD están disponibles con base de cuatro patas o de trineo, ambas apilables. La calidez de la madera y los tejidos, junto con un diseño puro, ligero y transversal, permiten una total adaptación a los contextos y ambientes más diversos, desde espacios casuales hasta los entornos más elegantes.

FR • Conçues par Jonathan Prestwich, les versions de chaises en bois et tapissées complètent la famille polyvalente ARYN. Les chaises ARYN WOOD & TAPIZ sont disponibles avec des structures de piètements empilables, à quatre pieds et traineau. L'aspect chaleureux du bois et des tissus, ainsi que le design gracieux et raffiné permettent l'adaptation totale de ces chaises à tout contexte, allant des espaces communs aux environnements les plus élégants.



The mark of responsible forestry



Aryn Wood

● STACKABLE ● GREENGUARD CERTIFIED



OVERVIEW

| | | | |
|--|---|--|---|
|  <p>4 leg frame H.77cm / W.52cm / D.53cm</p> |  <p>Sled frame H.77cm / W.51cm / D.51cm</p> |  <p>4 leg frame (fully upholstered) H.78cm / W.52cm / D.53cm</p> |  <p>Sled frame (fully upholstered) H.78cm / W.51cm / D.51cm</p> |
|--|---|--|---|

UPHOLSTERY OPTIONS

| |
|--|
|  <p>Upholstered seat</p> |
|--|

ACCESSORIES

| | |
|---|---|
|  <p>Linking clips</p> |  <p>Trolley</p> |
|---|---|

FINISHES

| | | |
|--------------------------|---|----------|
| UPHOLSTERY | Available in all the upholstery materials indicated in the finishes book. | Page 294 |
| STEEL FRAMES | In chrome or micro-textured powder coated in colours M1 and M2 from the metallic swatch card. | Page 324 |
| WOODEN SEATS & BACKRESTS | Available in any of the oak and walnut finishes from the wood swatch card. | Page 326 |



Binar

60

Designed by
Studio Inclass

EN • Refined design, versatility and comfort are the hallmarks of BINAR 60. A complete family of armchairs designed to be easily integrated into diverse contexts and spaces while keeping a common aesthetic. The armchairs are available with two backrest sizes and can be equipped with a wide range of bases with different functionalities. The collection also offers numerous customization possibilities to adapt to the requirements and style of each project.

ES • El diseño cuidado, la versatilidad de uso y el confort son las señas de identidad de BINAR 60. Una completa familia de sillones diseñada para integrarse con facilidad en contextos y espacios diversos manteniendo una estética común. Los sillones están disponibles con dos tamaños de respaldo y pueden equipar una amplia gama de bases con diferentes funcionalidades. La colección ofrece, además, numerosas posibilidades de personalización para adaptarse a las necesidades y estilo de cada proyecto.

FR • Design raffiné, polyvalence et confort sont les maîtres mots de BINAR 60. Une famille complète de fauteuils conçus pour s'intégrer facilement dans divers contextes et espaces tout en gardant une esthétique commune. Les fauteuils sont disponibles en deux tailles de dossier et peuvent être équipés d'une large gamme de piètements avec différentes fonctionnalités. La collection offre également de nombreuses possibilités de personnalisation pour s'adapter aux besoins et au style de chaque projet.



Binar 60

● GREENGUARD CERTIFIED

OVERVIEW

| | | | | | |
|---|--|---|--|--|--|
|  Low back 4 steel leg frame H.74cm / W.62cm / D.55cm |  Medium back 4 steel leg frame H.82cm / W.62cm / D.57cm |  Low back 4 wooden legs H.74cm / W.62cm / D.55cm |  Medium back 4 wooden legs H.82cm / W.62cm / D.57cm |  Low back Sled frame H.75cm / W.62cm / D.55cm |  Medium back Sled frame H.83cm / W.62cm / D.57cm |
|  Low back Cantilever base H.75cm / W.62cm / D.55cm |  Medium back Cantilever base H.83cm / W.62cm / D.57cm |  Low back 4 spoke steel swivel base H.74cm / W.62cm / D.55cm |  Medium back 4 spoke steel swivel base H.82cm / W.62cm / D.57cm |  Low back 4 spoke wooden swivel base H.74cm / W.62cm / D.55cm |  Medium back 4 spoke wooden swivel base H.82cm / W.62cm / D.57cm |
|  Low back 4 spoke aluminum swivel base H.74cm / W.62cm / D.55cm |  Medium back 4 spoke aluminum swivel base H.81cm / W.62cm / D.57cm |  Low back 5 spoke aluminum swivel base + casters Gas lift + tilt mechanism H.82-70cm / W.64cm / D.63cm |  Medium back 5 spoke aluminum swivel base + casters Gas lift + tilt mechanism H.90-78cm / W.64cm / D.64cm | BACKREST HEIGHTS | |
| | | | |  |  |
| MOVEMENT OPTIONS | | | | FINISHES | |
|  |  | UPHOLSTERY Available in all the upholstery materials indicated in the finishes book. Page 294 | | | |
| Swivel with gas lift. Swivel base on casters. Seat height adjustment with gas lift. | | METAL FRAMES In chrome or micro-textured powder coated in colours M1 and M2 from the metallic swatch card. The die cast aluminum swivel bases are available in polished finishing or micro-textured powder coated paint in black or white. Page 324 | | | |
| Tilt mechanism. Swivel base on casters. Seat height adjustment with gas lift. Tilt activation or locking in work position. | | WOODEN LEGS Produced in solid oak and available in any of the oak finishes from the wood swatch card. Page 326 | | | |



Binar

Executive

Designed by
Studio Inclass

EN • Designed to inhabit executive and meeting spaces, BINAR EXECUTIVE armchairs combine elegance, timeless modernity, and ergonomics. The collection stands out for its excellent comfort, enveloping shapes, and exclusive upholstery. The armchairs are available with two backrest heights and can be upholstered in all the leathers and selected fabrics from the INCLASS collection.

ES • Diseñados para habitar espacios ejecutivos y de reunión, los sillones BINAR EXECUTIVE combinan elegancia, modernidad atemporal y ergonomía. La colección destaca por su gran confort, formas envolventes y tapizados exclusivos. Los sillones están disponibles con dos alturas de respaldo y se pueden tapizar con todas las pieles y tejidos seleccionados de la colección INCLASS.




FR • Conçus pour habiter les bureaux de direction et les espaces de réunion, les fauteuils BINAR EXECUTIVE allient harmonieusement élégance, modernité intemporelle et ergonomie. La collection se distingue par son grand confort, ses formes enveloppantes et son rembourrage exclusif. Les fauteuils sont disponibles en deux hauteurs de dossier et peuvent être tapissés dans tous les cuirs et tissus sélectionnés de la collection INCLASS.



Binar Executive

● GREENGUARD CERTIFIED




OVERVIEW

| | | | |
|--|--|---|---|
|  <p>Medium back Swivel aluminum base on glides Optionally with self-return swivel column H.112,5cm / W.64cm / D.55cm</p> |  <p>High back Swivel aluminum base on glides Optionally with self-return swivel column H.127,5cm / W.64cm / D.55cm</p> |  <p>Medium back Swivel aluminum base on casters H.122,5-110,5cm / W.64cm / D.64cm</p> |  <p>High back Swivel aluminum base on casters H.137,5-125,5cm / W.64cm / D.64cm</p> |
|--|--|---|---|

MOVEMENT OPTIONS

| | | |
|--|---|--|
|  <p>Swivel with gas lift. Swivel base on casters. Seat height adjustment with gas lift.</p> |  <p>Tilt mechanism. Swivel base on casters. Seat height adjustment with gas lift. Tilt activation or locking in work position.</p> |  <p>Synchronized mechanism. Swivel base on casters. Seat height adjustment with gas lift. Synchronized tilt movement of the seat and back. Five locking positions. Tension adjustment to user weight.</p> |
|--|---|--|

BASE OPTIONS

| | | |
|---|--|---|
|  <p>Black</p> |  <p>White</p> |  <p>Polished</p> |
|---|--|---|

CASTERS & GLIDES

| | | |
|---|--|---|
|  <p>Soft tread</p> |  <p>Hard tread</p> |  <p>Fix glides</p> |
|---|--|---|

FINISHES

| | | |
|------------|--|----------|
| UPHOLSTERY | Available in all the upholstery materials indicated in the finishes book. | Page 294 |
| BASES | Available in polished finishing or micro-textured powder coated paint in black or white. | Page 324 |



Dividers / Screens

Designed by
Studio Inclass

EN • DESK DIVIDERS & SCREENS are a group of accessories designed to improve privacy and acoustic comfort, facilitating work and concentration in collaborative environments. The desk dividers and screens, are available in various sizes and can be customized with a wide variety of fabric options to give a personal identity to your space or project.

ES • DESK DIVIDERS & SCREENS son un conjunto de accesorios diseñados para mejorar la privacidad y el confort acústico facilitando el trabajo y la concentración en ambientes colaborativos. Los divisorios y pantallas de mesa están disponibles en varios tamaños y se puede personalizar con una amplia variedad de tejidos para dar una identidad personal a su espacio o proyecto.

FR • DESK DIVIDERS & SCREENS sont un groupe d'accessoires conçus pour améliorer l'intimité et le confort acoustique, facilitant le travail et la concentration dans des environnements collaboratifs. Les cloisons et écrans de bureau sont disponibles en différentes tailles et peuvent être personnalisés avec une grande variété d'options de tissu pour donner une identité personnelle à votre espace ou projet.



Dividers / Screen



OVERVIEW

FREESTANDING DESK DIVIDERS



Freestanding desk dividers
(H.50cm & H.40 cm)

DIMENSIONS

| | |
|----------|----------|
| 40x55cm | 50x55cm |
| 40x65cm | 50x65cm |
| 40x85cm | 50x85cm |
| 40x95cm | 50x95cm |
| 40x115cm | 50x115cm |
| 40x135cm | 50x135cm |
| 40x155cm | 50x155cm |

FOLDABLE DESK DIVIDERS



Desk divider with 3 foldable panels

DIMENSIONS

| |
|------------------------|
| 40 + 80 + 40 (H.40cm) |
| 40 + 100 + 40 (H.40cm) |
| 40 + 120 + 40 (H.40cm) |

ACCESSORIES



Document holder

Metal board with shelf
(30cm wide)

Mobile phone holder


Pencil holder

Set of 2 hooks

Monitor holder (only suitable for fix desk screens)

OVERVIEW

FIX DESK SCREENS



DIMENSIONS

| |
|----------|
| 60x70cm |
| 60x80cm |
| 60x90cm |
| 60x100cm |
| 60x120cm |
| 60x140cm |
| 60x160cm |
| 60x180cm |
| 60x200cm |

3 SIDED DESK SCREENS



DIMENSIONS

| |
|-----------------|
| 60 + 140 + 60cm |
| 60 + 160 + 60cm |
| 60 + 160 + 60cm |

FINISHES

| | | |
|------------|--|----------|
| BASE PLATE | Micro-textured powder coated in colours M1 and M2 from the metallic swatch card. | Page 324 |
| UPHOLSTERY | Available in all the upholstery materials indicated in the finishes book. | Page 294 |

Dunas

Lounge

Designed by
Christophe Pillet

EN • The new DUNAS LOUNGE collection extends the possibilities of the renowned DUNAS family. An exclusive collection of refined and elegant lounge armchairs, designed to bring style and comfort into corporate, hospitality, or residential environments. The collection comprises armchairs with high or medium backrest and a matching ottoman. Both the armchairs and ottoman can be customized with a wide variety of upholstery fabrics and leathers.

ES • La nueva colección DUNAS LOUNGE amplía las posibilidades de la familia DUNAS XL. Una exclusiva colección de elegantes sillones lounge, diseñados para aportar confort y estilo en modernos espacios corporativos, hoteleros o residenciales. La colección consta de sillones con respaldo alto o medio y un ottoman a juego. Tanto los sillones como el ottoman se pueden personalizar con una amplia variedad de tejidos y pieles de tapicería.

FR • La nouvelle collection DUNAS LOUNGE élargit les possibilités de la famille DUNAS XL. Une collection exclusive de fauteuils lounges élégants, conçus pour offrir confort et style dans les espaces modernes d'entreprise, d'hôtel ou résidentiels. La collection se compose de fauteuils à dossier haut ou moyen et d'un pouf assorti. Les fauteuils et le pouf peuvent être personnalisés avec une grande variété de tissus et de cuir d'ameublement.



Dunas Lounge

● GREENGUARD CERTIFIED

OVERVIEW

| | | | |
|--|---|--|---|
|  <p>High back 4 spoke aluminum swivel base H.118,5cm / W.78,5cm / D.78cm</p> |  <p>Medium back 4 spoke aluminum swivel base H.93,5cm / W.78,5cm / D.78cm</p> |  <p>Ottoman 4 spoke aluminum base H.41cm / W.69cm / D.63cm</p> |  <p>Side table H.32cm / W.70cm / D.70cm</p> |
|--|---|--|---|

FINISHES

| | | |
|---------------|--|----------|
| UPHOLSTERY | Available in all the upholstery materials indicated in the finishes book. | Page 294 |
| ALUMINUM BASE | The die cast aluminum swivel bases are available in polished finishing or micro-textured powder coated paint in colours M1 and M2 from the metallic swatch card. | Page 324 |
| TABLETOPS | Available in oak veneer in any of the finishes or lacquered in colours W1 and W2 from the wood swatch card. | Page 336 |



Dunas

XL

Designed by
Christophe Pillet

EN • Designed by Christophe Pillet, the DUNAS XL collection represents the essence of lounge seating. The elegant seating bodies are available in two heights, and can be combined with different swivel or fixed bases available in metal or wood. Its enveloping and fluid shapes, together with a sophisticated design of pure and elegant lines, are an invitation to take a seat, relax and unwind.

ES • Diseñada por Christophe Pillet, la colección DUNAS XL representa la esencia de los asientos para zonas lounge. Los elegantes cuerpos de asientos están disponibles en dos alturas y pueden ser combinados con diferentes bases giratorias o fijas disponibles en metal o madera. Sus formas envolventes y fluidas, junto con un sofisticado diseño de líneas puras y elegantes, son una invitación a tomar asiento, relajarse y descansar.











FR • Conçue par Christophe Pillet, la collection DUNAS XL représente l'essence du salon. Les élégants corps d'assise sont disponibles en deux hauteurs et peuvent être combinés avec différentes bases pivotantes ou fixes disponibles en métal ou en bois. Ses formes enveloppantes et fluides, associées à un design sophistiqué de lignes pures et élégantes, sont une invitation à prendre place, à se détendre et à se reposer.



Dunas XL

● GREENGUARD CERTIFIED

OVERVIEW

| | | | | | | | | | | | | | | | |
|---|---|--|---|------------|---|----------|--------------|---|----------|-------------|---|----------|-----------|---|----------|
|  <p>High back 4 spoke wooden swivel base H.105cm / W.83cm / D.73cm</p> |  <p>Low back 4 spoke wooden swivel base H.77cm / W.83cm / D.74cm</p> |  <p>Low back 4 wooden legs H.77cm / W.82cm / D.74cm</p> |  <p>Low table H.42cm / W.70cm / D.70cm</p> | | | | | | | | | | | | |
|  <p>High back Rod frame H.105cm / W.82cm / D.73cm</p> |  <p>Low back Rod frame H.77cm / W.82cm / D.74cm</p> |  <p>High back High 4 spoke aluminum swivel base H.105cm / W.82cm / D.73cm</p> |  <p>Low back High 4 spoke aluminum swivel base H.77cm / W.82cm / D.74cm</p> | | | | | | | | | | | | |
|  <p>High back Flat 4 spoke aluminum base H.105cm / W.82cm / D.73cm</p> |  <p>Low back Flat 4 spoke aluminum base H.77cm / W.82cm / D.74cm</p> | <p>FINISHES</p> <table border="1"> <tbody> <tr> <td data-bbox="734 928 886 988">UPHOLSTERY</td> <td data-bbox="886 928 1279 988">Available in all the upholstery materials indicated in the finishes book.</td> <td data-bbox="1279 928 1391 988">Page 294</td> </tr> <tr> <td data-bbox="734 988 886 1109">METAL FRAMES</td> <td data-bbox="886 988 1279 1109">In chrome or micro-textured powder coated in colours M1 and M2 from the metallic swatch card. The die cast aluminum swivel bases are available in polished finishing or micro-textured powder coated paint in black or white.</td> <td data-bbox="1279 988 1391 1109">Page 324</td> </tr> <tr> <td data-bbox="734 1109 886 1170">WOODEN LEGS</td> <td data-bbox="886 1109 1279 1170">Produced in solid oak and available in any of the oak finishes from the wood swatch card.</td> <td data-bbox="1279 1109 1391 1170">Page 326</td> </tr> <tr> <td data-bbox="734 1170 886 1232">TABLETOPS</td> <td data-bbox="886 1170 1279 1232">Available in oak veneer in any of the finishes or lacquered in colours W1 and W2 from the wood swatch card.</td> <td data-bbox="1279 1170 1391 1232">Page 336</td> </tr> </tbody> </table> | | UPHOLSTERY | Available in all the upholstery materials indicated in the finishes book. | Page 294 | METAL FRAMES | In chrome or micro-textured powder coated in colours M1 and M2 from the metallic swatch card. The die cast aluminum swivel bases are available in polished finishing or micro-textured powder coated paint in black or white. | Page 324 | WOODEN LEGS | Produced in solid oak and available in any of the oak finishes from the wood swatch card. | Page 326 | TABLETOPS | Available in oak veneer in any of the finishes or lacquered in colours W1 and W2 from the wood swatch card. | Page 336 |
| UPHOLSTERY | Available in all the upholstery materials indicated in the finishes book. | Page 294 | | | | | | | | | | | | | |
| METAL FRAMES | In chrome or micro-textured powder coated in colours M1 and M2 from the metallic swatch card. The die cast aluminum swivel bases are available in polished finishing or micro-textured powder coated paint in black or white. | Page 324 | | | | | | | | | | | | | |
| WOODEN LEGS | Produced in solid oak and available in any of the oak finishes from the wood swatch card. | Page 326 | | | | | | | | | | | | | |
| TABLETOPS | Available in oak veneer in any of the finishes or lacquered in colours W1 and W2 from the wood swatch card. | Page 336 | | | | | | | | | | | | | |



Dunas

XS

Designed by
Christophe Pillet

EN • DUNAS XS seating collection arises from the pursuit of a transversal and iconic design that can inhabit the most diverse spaces and environments. The family is generated by combining comfortable seats, available with and without arms, with a wide variety of bases of different functionality. The wide range of finishes and bases available offers great possibilities for use in all types of contexts and spaces.

ES • La colección de asientos DUNAS XS surge de la búsqueda de un diseño icónico y transversal que pueda habitar los espacios y ambientes más diversos. La familia se genera combinando cómodos asientos, disponibles con y sin brazos, con una amplia variedad de bases de distinta funcionalidad. La amplia gama de acabados y bases disponibles ofrece grandes posibilidades de uso en todo tipo de contextos y espacios.

FR • La collection de sièges DUNAS XS est née de la recherche d'un design iconique et transversal pouvant habiter les espaces et les environnements les plus divers. La famille est générée en combinant des sièges confortables, disponibles avec ou sans accoudoirs, avec une grande variété de piètements avec différentes fonctions. La large gamme de finitions et de piètements disponibles offre des grandes possibilités d'utilisation dans tous les types d'espaces.



Dunas XS

● GREENGUARD CERTIFIED

OVERVIEW

| | | | |
|--|---|--|---|
|  4 spoke wooden swivel base H.80cm / W.55cm / D.58cm |  Rod frame H.80cm / W.55cm / D.58cm |  4 leg frame H.80cm / W.55cm / D.58cm |  Flat 4 spoke steel swivel base H.80cm / W.55cm / D.58cm |
|  4 spoke steel swivel base H.80cm / W.55cm / D.59cm |  5 spoke steel swivel base + casters H.80cm / W.67cm / D.71cm |  4 spoke aluminum swivel base H.82cm / W.55cm / D.58cm |  5 spoke aluminum swivel base + casters H.87-75cm / W.67cm / D.71cm |
|  4 leg frame stool High H.99cm / W.50cm / D.49cm |  4 leg frame stool Medium H.89cm / W.50cm / D.48cm |  Wooden swivel base stool High H.100cm / W.50cm / D.48cm |  Wooden swivel base stool Medium H.90cm / W.50cm / D.47cm |

SEAT SHELLS

| | |
|---|--|
|  Chair |  Armchair |
|---|--|

FINISHES

| | | |
|--------------|---|----------|
| UPHOLSTERY | Available in all the upholstery materials indicated in the finishes book. | Page 294 |
| METAL FRAMES | In chrome or micro-textured powder coated in colours M1 and M2 from the metallic swatch card. The die cast aluminum swivel bases are available in polished finishing or micro-textured powder coated paint in black or white. | Page 324 |
| WOODEN LEGS | Produced in solid oak and available in any of the oak finishes from the wood swatch card. | Page 326 |



Elix

Designed by
Studio Inclass

EN • ELIX is a collection of versatile tables that stand out by its timeless and essential design. The collection is characterized by an elegant and functional base with four aluminum spokes that allows multiple tables to be configured. The tables are available in three heights with round or square tops in different sizes and materials.

ES • ELIX es una colección de mesas versátiles que destaca por su atemporalidad y su diseño esencial. La colección se caracteriza por una elegante y funcional base de cuatro radios de aluminio que permite configurar diferentes mesas. Las mesas están disponibles en tres alturas y con encimeras redondas o cuadradas de diferentes tamaños y materiales.

FR • ELIX est une collection de tables polyvalentes qui se distingue par son intemporalité et son design essentiel. La collection se caractérise par un piètement élégant et fonctionnel à quatre branches en aluminium qui permet de configurer différentes tables. Les tables sont disponibles en trois hauteurs et avec des plateaux ronds ou carrés de différentes tailles et matériaux.



OVERVIEW

| | | |
|---|--|---|
|  <p>Base for table H.103cm H.103cm / W.64cm / D.Ø88cm</p> |  <p>Base for table H.73cm H.73cm / W.64cm / D.Ø88cm</p> |  <p>Base for table H.31cm H.31cm / W.64cm / D.Ø88cm</p> |
|---|--|---|

FINISHES

BASES Micro-textured powder coated in colours M1 and M2 from the metallic swatch card. Page 324

TABLETOPS Available in melamine, oak veneer, walnut veneer, solid HPL, solid HPL STONES, solid FENIX®, FENIX® laminated and lacquered MDF in colours W1 and W2 from our tabletops swatch card. Page 336




Entropy

Designed by
Christophe Pillet

EN • Designed by Christophe Pillet, ENTROPY is a modular sofa system that works as a play of geometries that allow for countless compositions to be formed and a total adaptation to the most diverse spaces. The collection offers a wide range of modular seats in different sizes and shapes that can be freely combined with different backrests, arms, tables and accessories.

ES • Diseñado por Christophe Pillet, ENTROPY es un sistema modular de sofás que funciona como un juego de geometrías que permite formar infinitas composiciones y una adaptación total a los espacios más diversos. La colección ofrece una amplia gama de módulos de asiento, disponibles en diferentes tamaños y formas, que pueden ser combinadas con respaldos, brazos, mesas auxiliares y accesorios.







FR • Conçu par Christophe Pillet, ENTROPY est un système de canapés modulaire sa basant sur la mise en scène de géométries qui permettent la formation de nombreuses combinaisons et l'adaptation des espaces les plus divers. La collection offre une gamme d'assises modulaires de différentes tailles et formes, pouvant se combiner librement avec différents dossiers, accoudoirs, plateaux d'appoint et accessoires.



OVERVIEW

| | | | | |
|---|--|---|---|--|
|  Square seat bases 50x50cm / 75x75cm / 95x95cm |  Rectangular seat bases 75x95cm / 75x120cm / 95x120cm |  Seat bases with circular end 75x115cm / 95x145cm |  Circular poufs 050cm / 090cm / 0120cm | |
|  90° round corner seats 75x75cm / 95x95cm |  60° curved pouf 75cm H.41cm / W.130cm / D.80cm |  90° curved pouf 75cm H.41cm / W.185cm / D.90cm |  Square tables 75x75cm / 95x95cm |  Rectangular tables 75x95cm / 50x75cm / 50x95cm |
|  Seat + Backrest 75cm / 95cm / 120cm |  Seat + Corner backrest (right) 75x75cm / 95x95cm / 75x95cm / 75x120cm / 95x120cm |  Seat + Corner backrest (left) 75x75cm / 95x95cm / 75x95cm / 75x120cm / 95x120cm |  Arms width 20cm 75cm depth 95cm depth |  Arms width 50cm 75cm depth 95cm depth |

CABLE MANAGEMENT

| | | | | | |
|--|---|---|---|---|--|
|  Wireless induction charger |  USB charger with 2 ports |  On top schuko socket |  On top schuko socket + USB-A + USB-C |  Plastic cable grommet with cover |  Brushed aluminum grommet with cover |
|--|---|---|---|---|--|

FINISHES

| | | |
|------------------|--|----------|
| UPHOLSTERY | Available in all the upholstery materials indicated in the finishes book. | Page 294 |
| BACKREST SUPPORT | Micro-textured powder coated in colours M1 and M2 from the metallic swatch card. | Page 324 |
| WOODEN PARTS | Available in oak and walnut veneer in any of the finishes or lacquered in colours W1 and W2 from the wood swatch card. | Page 326 |



Escalas

Designed by
Studio Inclass

EN • ESCALAS is a modular collection of sofas and benches designed to inhabit modern lounge spaces and waiting environments. The collection stands out for its elegant, balanced and timeless design. The ESCALAS sofas are built combining different elements such as upholstered seats, with or without backrests, arms of different formats, privacy panels and table tops over horizontal platforms of different sizes.

ES • ESCALAS es una colección de sofás y bancos modulares diseñados para habitar modernos espacios lounge y entornos de espera. La colección destaca por su diseño elegante, equilibrado y atemporal. Los sofás ESCALAS se modulan combinando diferentes elementos como: asientos tapizados, con o sin respaldo, brazos de diferentes formatos, paneles de privacidad y mesas auxiliares, sobre plataformas horizontales de diferentes tamaños.
















FR • ESCALAS est une collection de canapés modulaires élégants, conçue pour des espaces modernes. Les canapés ESCALAS sont montés par combinaison de différents éléments tels que : des assises tapissées avec ou sans dossiers, des accoudoirs de formats différents, des panneaux de confidentialité et plateaux d'appoint, juxtaposés sur des plateformes horizontales de différentes dimensions. Le résultat en est une collection fortement personnalisable, qui se distingue par son élégance et son design contemporain intemporel. Le système permet de créer à la fois des canapés traditionnels, ainsi que des formes modulaires complexes, qui s'adaptent facilement aux espaces et projets les plus variés.










Escalas



OVERVIEW

| | | | |
|--|--|---|--|
|  Seat 80cm with high backrest |  Seat 80cm with backrest |  Seat 80cm |  Seat 40cm |
|  Seat 80cm with corner backrest |  Seat 80cm with backrest & low arm |  Table top 80cm |  Table top 40cm |
|  Arm-table 40cm |  High arm 20cm |  Low arm 20cm |  Aluminum frame 80cm / 120cm / 160cm / 200cm / 240cm / 280cm / 320cm / 360cm |
|  Armchair 80 cm with high arms |  Armchair 80 cm with low arms |  Low table 80x80cm | |

ACCESSORIES

| | | | | | |
|--|---|---|---|---|--|
|  Wireless induction charger |  USB charger with 2 ports |  On top schuko socket |  On top schuko socket + USB-A + USB-C |  Plastic cable grommet with cover |  Brushed aluminum grommet with cover |
|  Power box with 2 schuko sockets | | | | | |

LEGS



Metal leg



Wooden leg



Plain upholstery



Quilted upholstery



Privacy screens

UPHOLSTERY OPTIONS

PANELS

FINISHES

| | | |
|----------------|---|----------|
| UPHOLSTERY | Available in all the upholstery materials indicated in the finishes book. | Page 294 |
| ALUMINUM BASES | Micro-textured powder coated in colours M1 and M2 from the metallic swatch card. | Page 324 |
| WOODEN BASES | Produced in solid oak and are available in any of the oak finishes from the wood swatch card. | Page 326 |
| TABLETOPS | Available in oak or walnut veneer in any of the finishes or lacquered in colours W1 and W2 from the wood swatch card. | Page 336 |

Esitt

Designed by
Alegre Design

EN • ESITT is a new task chair concept with a fully upholstered backrest and hidden ergonomic elements. A collection that combines the comfort of professional chairs, the integration of all the ergonomic elements in a harmonious way, and the refined design characteristic of the brand.

ES • ESITT es un nuevo concepto de silla operativa con respaldo totalmente tapizado y elementos ergonómicos ocultos. Una colección que aúna el confort de los sillones profesionales, la integración de todos los elementos ergonómicos de forma armoniosa y el diseño depurado característico de la marca.

FR • ESITT est un nouveau concept de siège de travail avec un dossier entièrement tapissé et des éléments ergonomiques cachés. Une collection qui allie le confort des sièges professionnels, l'intégration harmonieuse de tous les éléments ergonomiques et le design raffiné caractéristique de la marque.



Seat depth adjustment

A button integrated in the seat allows the extension of the seat depth up to 8cm.



Synchro movement

The synchronized mechanism has a generous opening angle of 19 degrees and five locking positions facilitating the movement and a correct posture. The movement, together with the rest of the ergonomic adjustments integrated in the chair, guarantee a high level of comfort and a healthy way of sitting.



Seat height adjustment

A button integrated in the seat allows the adjustment of the seat height.




Seat with distinct pressure zones

The seat has distinct pressure zones to improve the user's comfort and health. The front part offers less pressure to facilitate the return of blood circulation in the legs. The same happens in the central part to avoid excessive pressure in the prostatic area.

4D adjustable arms

The arms are adjustable in height, width, depth and rotation of the armpads.



Adjustable lumbar support

Adjust the height of the backrest support by simply turning the lumbar support knob.

USER GUIDE



CERTIFICATIONS

- EN 1335-1:2020+FprA1:2022
- GREENGUARD Gold Certificate




Esitt

● GREENGUARD CERTIFIED

OVERVIEW

| | | | |
|--|--|--|--|
|  <p>Swivel task chair Gas lift + synchro H.109-97cm / W.64cm / D.67cm</p> |  <p>Swivel task chair with armrests Gas lift + synchro H.109-97cm / W.64cm / D.67cm</p> |  <p>Swivel stool Gas lift H.132-109cm / W.64cm / D.67cm</p> |  <p>Swivel stool with armrests Gas lift H.132-109cm / W.64cm / D.67cm</p> |
|--|--|--|--|

BASE FINISHES

| | | |
|--|--|---|
|  <p>Black polyamide</p> |  <p>White polyamide</p> |  <p>Polished aluminum</p> |
|--|--|---|

UPHOLSTERED ARMPAD



CASTERS & GLIDES

| | | |
|--|--|---|
|  <p>Soft tread</p> |  <p>Hard tread</p> |  <p>Fixed glides</p> |
|--|--|---|

FINISHES

| | | |
|-----------|--|----------|
| SEATS | Available in all the upholstery materials indicated in the finishes book. | Page 294 |
| BACKRESTS | Available in all the upholstery materials indicated in the finishes book. Optionally, the backrests can be upholstered with horizontal stitches. Also available in our meshes NETEX, MAXI and VELVET. | Page 294 |
| BASES | Available in black or white polyamide or polished aluminum. | Page 324 |



Essens

Designed by
Jonathan Prestwich

EN • Designed by Jonathan Prestwich, the ESSENS tables combine versatility, beauty and harmonious proportions. The meeting point between two essential volumes in equilibrium generates a table base with a sculptural outline. The highly transversal ESSENS programme of tables comprises six types of 100% recyclable polyethylene table bases that allow composing tables in an endless variety of formats and sizes.

ES • Diseñadas por Jonathan Prestwich, las mesas ESSENS combinan belleza, versatilidad y proporciones armoniosas. El encuentro entre dos volúmenes esenciales en equilibrio genera una mesa de silueta escultórica. El programa de mesas ESSENS está formado por seis tipos de bases de polietileno 100% reciclable que permiten componer mesas con una infinita variedad de formatos y tamaños.

FR • Conçues par Jonathan Prestwich, les tables ESSENS, aux proportions harmonieuses, allient à la fois polyvalence et esthétique. La rencontre de deux volumes essentiels en équilibre donne aux piètements un effet de sculpture. Les lignes transversales ESSENS inscrivent six modèles de piètements en polyéthylène 100% recyclable, offrant à la table une variété infinie de formats et dimensions.



Essens












OVERVIEW

| | |
|---|---|
|  <p>60x60cm 70x70cm 80x80cm</p> <p>Ø60cm Ø80cm Ø70cm Ø90cm</p> <p>Round table base Ø38cm - H.109cm H.108,5cm / W.48cm / D.48cm</p> |  <p>200x100cm 220x120cm 240x120cm</p> <p>260x120cm 280x140cm 300x140cm</p> <p>Oval table base - H.72cm H.72cm / W.40cm / D.70cm</p> |
|  <p>60x60cm 80x80cm 70x70cm 90x90cm</p> <p>Ø60cm Ø90cm Ø70cm Ø100cm Ø80cm</p> <p>Round table base Ø38cm - H.72cm H.72cm / W.48cm / D.48cm</p> |  <p>400x140cm</p> <p>500x140cm</p> <p>600x140cm</p> <p>Oval table base - H.72cm H.72cm / W.40cm / D.70cm</p> |
|  <p>100x100cm 120x120cm</p> <p>Ø120cm Ø140cm</p> <p>Round table base Ø50cm - H.72cm H.72cm / W.62cm / D.62cm</p> |  <p>700x140cm 800x140cm</p> <p>Oval table base - H.72cm H.72cm / W.40cm / D.70cm</p> |
|  <p>140x140cm 160x160cm</p> <p>Ø160cm Ø180cm Ø200cm</p> <p>Round table base Ø65cm - H.72cm H.72cm / W.77cm / D.77cm</p> |  <p>220x140cm 260x150cm 240x140cm 280x150cm</p> <p>Elliptical table base - H.72cm H.72cm / W.93cm / D.65cm</p> |

WIRE MANAGEMENT

| | | |
|---|--|--|
| <p>1</p> <p>The inside of the bases can optionally be fitted with a cable management tube that allows the cables to be run from the table top to the floor through the base interior to fully conceal them.</p> | <p>2</p> <p>The bases are equipped with cable outlets at floor level both from the centre and through the sides.</p> | <p>3</p> <p>The cables can be run through the base, both from the centre and from the sides of the tabletop.</p> |
|---|--|--|

ACCESSORIES

| | | | | |
|--|---|---|---|---|
|  <p>Wireless induction charger</p> |  <p>USB charger with 2 ports</p> |  <p>On top schuko socket</p> |  <p>On top schuko socket + USB-A + USB-C</p> |  <p>Plastic cable grommet with cover</p> |
|  <p>Cut-out with lid for top access</p> |  <p>Custom cut-out on tabletop</p> |  <p>Under top cable tray</p> |  <p>Brushed aluminum grommet with cover</p> | |

FINISHES

| | | |
|------------------|---|-----------------|
| <p>BASES</p> | <p>The bases are available in colours PE1, PE2, PE3, PE4 and PE5 from the rothomolded polyethylene swatch card.</p> | <p>Page 332</p> |
| <p>TABLETOPS</p> | <p>Available in oak veneer, walnut veneer, solid HPL, solid HPL STONES, solid FENIX®, FENIX® laminated and lacquered MDF in colours W1 and W2 from our tabletops swatch card.</p> | <p>Page 336</p> |

Essens

Occasional

Designed by
Jonathan Prestwich

EN • Designed by Jonathan Prestwich, the ESSENS collection expands with the addition of side tables. The ESSENS OCCASIONAL side tables combine beauty, versatility, and harmonious proportions. The sculptural base is created from the encounter of two essential volumes in balance.

ES • Diseñadas por Jonathan Prestwich, la colección ESSENS se extiende con la incorporación de mesas auxiliares. Las mesas auxiliares ESSENS OCCASIONAL combinan belleza, versatilidad y proporciones armoniosas. La escultórica base, se genera a partir del encuentro de dos volúmenes esenciales en equilibrio.

FR • Conçue par Jonathan Prestwich, la collection ESSENS s'agrandit avec l'ajout de tables basses. Les tables basses ESSENS OCCASIONAL allient beauté, polyvalence et proportions harmonieuses. Le piètement sculptural naît de la rencontre de deux volumes essentiels en équilibre.



Essens Occasional

OVERVIEW

| | | |
|--|---|--|
|  <p> Ø80cm Ø90cm Ø100cm 110x70cm </p> <p> H.40cm Coffee table base Ø45,5cm H.38cm / W.45,5cm / D.45,5cm </p> |  <p> Ø40cm Ø50cm </p> <p> H.44cm Side table base Ø22,5cm H.43cm / W.22,5cm / D.22,5cm </p> |  <p> Ø40cm Ø50cm </p> <p> H.52cm Side table base Ø22,5cm H.51cm / W.22,5cm / D.22,5cm </p> |
|--|---|--|

FINISHES

| | | |
|-----------|--|----------|
| BASES | The bases are available in colours PE1, PE2, PE3, PE4 and PE5 from the rothomolded polyethylene swatch card. | Page 332 |
| TABLETOPS | Available in oak veneer, walnut veneer, solid HPL, solid HPL STONES, solid FENIX® and lacquered MDF in colours W1 and W2 from our tabletops swatch card. | Page 336 |



Flat

Designed by
Studio Inclass

EN • FLAT is a collection of functional and versatile tables with central column base. The tables are characterized by their essential design and have been conceived to inhabit a wide range of contexts in offices, meeting rooms, restaurants or private residences. The tables arise from the combination of bases available in different dimensions, formats and heights, with table tops in a wide range of sizes, materials and finishes.

ES • FLAT es una colección de mesas funcionales y versátiles con base central. Las mesas se caracterizan por su diseño esencial y han sido concebidas para habitar una amplia gama de contextos en oficinas, salas de reuniones, restaurantes o residencias privadas. Las mesas nacen de la combinación de bases con columna central disponibles en diferentes dimensiones, formatos y alturas con tapas en una amplia gama de tamaños, materiales y acabados.

FR • FLAT est une collection de tables fonctionnelles et polyvalentes avec une base centrale. Les tables se caractérisent par leur design essentiel et ont été conçues pour habiter un large éventail de contextes dans les bureaux, les salles de réunion, les restaurants ou les résidences privées. Les tables sont nées de la combinaison de bases de colonnes centrales disponibles en différentes dimensions, formats et hauteurs avec des plateaux dans une large gamme de tailles, matériaux et finitions.



OVERVIEW

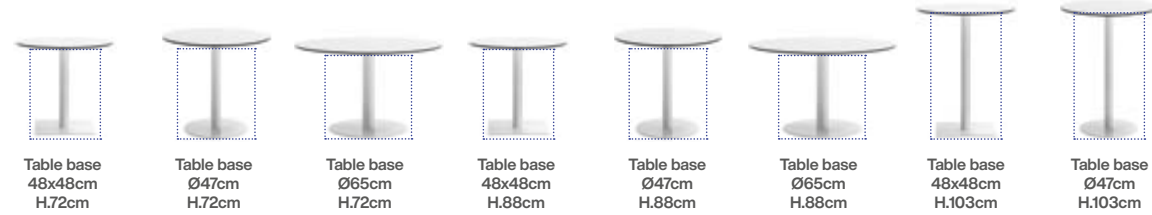


TABLE TOPS SIZES

| ROUND | | | | | | | |
|-------------|---|---|---|---|---|---|---|
| Ø60 | ● | ● | ● | ● | ● | ● | ● |
| Ø70 | ● | ● | ● | ● | ● | ● | ● |
| Ø80 | ● | ● | ● | ● | ● | ● | ● |
| Ø90 | ● | ● | ● | ● | ● | ● | ● |
| Ø100 | ● | ● | ● | ● | ● | ● | ● |
| Ø120 | | ● | | | ● | | |
| Ø140 | | ● | | | ● | | |
| SQUARE | | | | | | | |
| 60x60 | ● | ● | ● | ● | ● | ● | ● |
| 70x70 | ● | ● | ● | ● | ● | ● | ● |
| 80x80 | ● | ● | ● | ● | ● | ● | ● |
| 90x90 | | ● | | | ● | | |
| RECTANGULAR | | | | | | | |
| 160x80 | ● | ● | ● | ● | ● | ● | ● |
| 180x80 | ● | ● | ● | ● | ● | ● | ● |
| 240x100 | | ● | | | ● | | |
| OVAL | | | | | | | |
| 180x90 | | | | ● | | | ● |
| 240x100 | | ● | | | ● | | |

FINISHES

| | | |
|-----------|--|----------|
| BASES | In chrome or micro-textured powder coated in colours M1 and M2 from the metallic swatch card. The bases with chrome column have a matt stainless steel bezel covering the plate. | Page 324 |
| TABLETOPS | Available in melamine, oak veneer, walnut veneer, solid HPL, solid HPL STONES, solid FENIX®, FENIX® laminated and lacquered MDF in colours W1 and W2 from our tabletops swatch card. | Page 336 |



Itek

Pro

Designed by
Studio Inclass

EN • ITEK PRO is a collection of task chairs equipped with advanced ergonomic elements to provide a high degree of comfort to all types of users. The collection stands out for its striking design and its 3D technical mesh back, which offers a perfect combination of comfort and modernity. In addition to this, the chair convinces with all the features it incorporates, highlighting its synchronized tilting movement and its practical lumbar adjustment.

ES • ITEK PRO es una colección de sillas de trabajo que equipan avanzados elementos ergonómicos para proporcionar un alto grado de confort a todo tipo de usuarios. La colección llama la atención por su llamativo diseño y su respaldo de malla técnica 3D, que ofrece una combinación perfecta de comodidad y modernidad. Además de ello, la silla convence por todas las funcionalidades que incorpora, entre las que destaca su movimiento de basculación sincronizada y su práctico ajuste lumbar.

FR • ITEK PRO est une collection de sièges de travail équipés d'éléments ergonomiques avancés pour offrir un haut degré de confort à tous les types d'utilisateurs. La collection se distingue par son design frappant et son dossier en maille technique 3D, qui offre une combinaison parfaite de confort et de modernité. En outre, la chaise convainc par toutes ses fonctionnalités, notamment le mouvement de basculement synchronisé et le réglage lombaire pratique.





Seat depth adjustment

A button integrated in the seat allows the extension of the seat depth up to 8cm.



Seat with distinct pressure zones

The seat has distinct pressure zones to improve the user's comfort and health. The front part offers less pressure to facilitate the return of blood circulation in the legs. The same happens in the central part to avoid excessive pressure in the prostatic area.



Synchro movement

The synchronized mechanism has a generous opening angle of 19 degrees and five locking positions facilitating the movement and a correct posture. The movement, together with the rest of the ergonomic adjustments integrated in the chair, guarantee a high level of comfort and a healthy way of sitting.

Seat height adjustment

A button integrated in the seat allows the adjustment of the seat height.



Adjustable lumbar support

Adjust the comfort of the backrest by simply moving the lumbar support and adjusting its height.

4D adjustable arms

The arms are adjustable in height, width, depth and rotation of the arm pads.



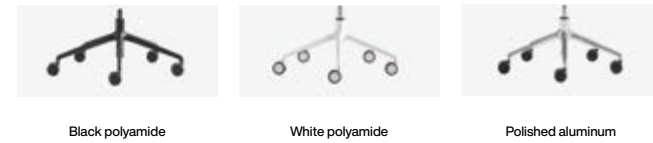
Itek Pro

● GREENGUARD CERTIFIED

OVERVIEW

| | | | |
|--|--|--|--|
|  <p>Swivel task chair Gas lift + Synchro H.110-98cm / W.64cm / D.67cm</p> |  <p>Swivel task chair with armrests Gas lift + Synchro H.110-98cm / W.64cm / D.67cm</p> |  <p>Swivel stool Gas lift H.133-110cm / W.64cm / D.67cm</p> |  <p>Swivel stool with armrests Gas lift H.133-110cm / W.64cm / D.67cm</p> |
|--|--|--|--|

BASE FINISHES



Black polyamide

White polyamide

Polished aluminum

ARMS OPTIONS



Fix arms with width adjustment.
Available in white or black.

4D adjustable arms.
Available in white or black.

CASTERS & GLIDES



Soft tread

Hard tread

Fixed glides

FINISHES

| | | |
|----------------------|---|----------|
| SEATS | Available in all the upholstery materials indicated in the finishes book. | Page 294 |
| UPHOLSTERY BACKRESTS | Available in all the upholstery materials indicated in the finishes book. Also available in our meshes NETEX and VELVET. | Page 294 |
| SWIVEL BASES | Available in black or white polyamide or polished aluminum. | Page 324 |



Kori

Designed by
Florent Coirier

EN • Designed for executive and meeting spaces, KORl collection is all about nature. A soft body rounded like a river pebble and a backrest gently curved like a leaf. A diecast armrest which reminds us of the organic shell that we can find on the beach. All of these natural curves create a comfortable and elegant armchair, available in three sizes, to work with blending timeless elegance and ecological conviction.

ES • Diseñada para espacios ejecutivos y de reuniones, la colección KORl está inspirada en la naturaleza. Un cuerpo blando redondeado como un guijarro de río y un respaldo suavemente curvado como una hoja. Un reposabrazos de aluminio inyectado que nos recuerda a la forma orgánica de las conchas que podemos encontrar en la playa. Todas estas curvas naturales crean un sillón cómodo y elegante, disponible en tres tamaños, para trabajar combinando elegancia atemporal y convicción ecológica.

FR • Conçue pour les espaces de direction et de réunion, la collection KORl est axée sur la nature. Un corps souple arrondi comme un galet de rivière et un dossier légèrement incurvé comme une feuille. Un accoudoir en aluminium injecté qui nous rappelle le coquillage organique que l'on peut trouver sur la plage. Toutes ces courbes naturelles créent un fauteuil confortable et élégant, disponible en trois tailles, pour travailler avec élégance et conviction écologique.



Kori

● GREENGUARD CERTIFIED

OVERVIEW

| | | | | | |
|---|--|---|--|---|--|
|  <p>Chair + gas lift 5 spoke base + tilt mechanism Low back H.95-83cm / W.64cm / D.69cm</p> |  <p>Armchair + gas lift 5 spoke base + tilt mechanism Low back H.95-83cm / W.64cm / D.69cm</p> |  <p>Chair + gas lift 5 spoke base + tilt mechanism Medium back H.112-100cm / W.64cm / D.69cm</p> |  <p>Armchair + gas lift 5 spoke base + tilt mechanism Medium back H.112-100cm / W.64cm / D.69cm</p> |  <p>Chair + gas lift 5 spoke base + tilt mechanism High back H.136-124cm / W.64cm / D.69cm</p> |  <p>Armchair + gas lift 5 spoke base + tilt mechanism High back H.136-124cm / W.64cm / D.69cm</p> |
|  <p>Chair + gas lift 5 spoke base + 7 positions tilt mechanism Low back H.100-88cm / W.64cm / D.69cm</p> |  <p>Armchair + gas lift 5 spoke base + 7 positions tilt mechanism Low back H.100-88cm / W.64cm / D.69cm</p> |  <p>Chair + gas lift 5 spoke base + 7 positions tilt mechanism Medium back H.117-105cm / W.64cm / D.69cm</p> |  <p>Armchair + gas lift 5 spoke base + 7 positions tilt mechanism Medium back H.117-105cm / W.64cm / D.69cm</p> |  <p>Chair + gas lift 5 spoke base + 7 positions tilt mechanism High back H.141-129cm / W.64cm / D.69cm</p> |  <p>Armchair + gas lift 5 spoke base + 7 positions tilt mechanism High back H.141-129cm / W.64cm / D.69cm</p> |
|  <p>Chair 4 spoke base Low back H.85cm / W.56cm / D.61cm</p> |  <p>Armchair 4 spoke base Low back H.85cm / W.63cm / D.61cm</p> |  <p>Chair 4 spoke base Medium back H.102cm / W.56cm / D.64cm</p> |  <p>Armchair 4 spoke base Medium back H.102cm / W.63cm / D.64cm</p> |  <p>Chair 4 spoke base High back H.126cm / W.63cm / D.65cm</p> |  <p>Armchair 4 spoke base High back H.126cm / W.63cm / D.65cm</p> |

FINISHES

| | | |
|--------------|--|----------|
| ARMS & BASES | The die cast aluminum swivel bases are available in polished finishing or micro-textured powder coated paint in colours M1 and M2 from the metallic swatch card. | Page 324 |
| UPHOLSTERY | Available in all the upholstery materials indicated in the finishes book. | Page 294 |



Laminar

Designed by
Studio Inclass

EN • LAMINAR is a versatile system of tables whose formal identity is characterized by a refined, elegant and timeless design, capable of integrating perfectly into various work, contract or domestic spaces and contexts. The elegant structure of the tables, entirely made of aluminum, identifies the aesthetics of this collection that combines minimalism, lightness and resistance. The tables can be manufactured in three heights.

ES • LAMINAR es un versátil sistema de mesas cuya identidad formal se caracteriza por un diseño depurado, elegante y atemporal, capaz de integrarse a la perfección en diversos espacios y contextos de trabajo, contract o domésticos. La elegante estructura de las mesas, íntegramente realizada en aluminio, identifica la estética de esta colección que combina minimalismo, ligereza y resistencia. Las mesas se pueden fabricar en tres alturas.






FR • LAMINAR est un système de tables polyvalent dont l'identité formelle est caractérisée par un design raffiné, élégant et intemporel, capable de s'intégrer parfaitement dans différents espaces et contextes professionnels, contractuels ou domestiques. La structure élégante des tables, entièrement réalisée en aluminium, identifie l'esthétique de cette collection qui allie minimalisme, légèreté et robustesse. Les tables peuvent être fabriquées en trois hauteurs.



Laminar

















OVERVIEW

| | |
|--|--|
| <p>ROUND TABLE</p> |  <div style="display: flex; align-items: center; margin-left: 20px;"> <div style="width: 15px; height: 15px; background-color: #ccc; border-radius: 50%; margin-right: 5px;"></div> <p>Ø100cm Ø120cm</p> </div> |
| <p>RECTANGULAR TABLE</p> |  <div style="display: flex; justify-content: space-around; margin-left: 20px;"> <div style="width: 30px; height: 30px; background-color: #ccc; border-radius: 50%;"></div> <p>80x80cm 90x90cm 100x100cm 120x120cm</p> <div style="width: 30px; height: 30px; background-color: #ccc; border-radius: 50%;"></div> <p>60x120cm 70x140cm 80x160cm 80x180cm 80x200cm</p> <div style="width: 30px; height: 30px; background-color: #ccc; border-radius: 50%;"></div> <p>90x180cm 90x200cm 120x200cm 120x240cm 120x280cm</p> </div> |
| <p>RECTANGULAR TABLE 2 SECTIONAL TABLETOPS</p> |  <div style="display: flex; justify-content: space-around; margin-left: 20px;"> <div style="width: 30px; height: 30px; background-color: #ccc; border-radius: 50%;"></div> <p>90x320cm 90x400cm</p> <div style="width: 30px; height: 30px; background-color: #ccc; border-radius: 50%;"></div> <p>120x320cm 120x400cm</p> </div> |
| <p>RECTANGULAR TABLE 3 SECTIONAL TABLETOPS</p> |  <div style="display: flex; justify-content: space-around; margin-left: 20px;"> <div style="width: 30px; height: 30px; background-color: #ccc; border-radius: 50%;"></div> <p>90x480cm 90x600cm</p> <div style="width: 30px; height: 30px; background-color: #ccc; border-radius: 50%;"></div> <p>120x480cm 120x600cm</p> </div> |
| <p>RECTANGULAR TABLE 4 SECTIONAL TABLETOPS</p> |  <div style="display: flex; justify-content: space-around; margin-left: 20px;"> <div style="width: 30px; height: 30px; background-color: #ccc; border-radius: 50%;"></div> <p>90x640cm 90x800cm</p> <div style="width: 30px; height: 30px; background-color: #ccc; border-radius: 50%;"></div> <p>120x640cm 120x800cm</p> </div> |

ACCESSORIES

To achieve a full functionality, LAMINAR tables can be customized with a wide range of practical accessories and solutions. Desk dividers or screens for more privacy and acoustic comfort, electrical points, chargers for your devices and cable management solutions.

CABLE MANAGEMENT

| | | | | | |
|--|---|---|---|---|--|
|   <p>Wireless induction charger</p> |  <p>USB charger with 2 ports</p> |  <p>On top schuko socket</p> |  <p>On top schuko socket + USB-A + USB-C</p> |  <p>Plastic cable grommet with cover</p> |  <p>Brushed aluminum grommet with cover</p> |
|   <p>Cut-out with lid for top access</p> |  <p>Custom cut-out on tabletop</p> |  <p>Under top cable tray</p> |  <p>Velcro cable clamp</p> |  <p>Column for cable management</p> |  <p>Leg with groove for cables</p> |

FINISHES

| | | |
|------------------|---|-----------------|
| <p>FRAMES</p> | <p>Made of aluminum. Coated in micro-textured powder coat in colours M1 and M2 from the metallic swatch card.</p> | <p>Page 324</p> |
| <p>TABLETOPS</p> | <p>Available in melamine, oak veneer, walnut veneer, solid HPL, solid HPL STONES, solid FENIX®, FENIX® laminated and lacquered MDF in colours W1 and W2 from our tabletops swatch card.</p> | <p>Page 336</p> |

Lan

Designed by
Studio Inclass

EN • With a smart and contemporary design, LAN side tables are a practical and versatile accessory designed to accompany sofas, armchairs and tables. LAN tables are available in two sizes and can be used as a support for a laptop or tablet, for taking notes or simply as a place to leave a cup of coffee. The tops have an elegant beveled edge and are available in natural oak, solid fenix, and also in a broad range of lacquered colours.

ES • Con un diseño elegante y contemporáneo, las mesas auxiliares LAN son un accesorio práctico y versátil, diseñado para funcionar solo o acompañando a sofás, sillones y mesas. Disponibles en dos tamaños, las mesas LAN pueden usarse como soporte para un portátil, una tableta, para tomar notas o simplemente como un lugar para dejar una taza de café. Las tapas tienen un elegante borde biselado y están disponibles en chapa de roble natural, fenix macizo y en una amplia gama de colores lacados.

FR • Conçue par INCLASS Studio, les tables d'appoint LAN sont des tables accessoires pratiques et polyvalentes, accompagnant canapés et fauteuils. Produites en deux tailles, elles peuvent servir de support pour ordinateurs portables, tablettes, prendre des notes ou simplement comme un endroit pour déposer une tasse à café. Les plateaux ont un élégant bord biseauté et sont disponibles en placage de chêne naturel, en Fenix massif et dans une large gamme de couleurs laquées.



Lan

OVERVIEW



Side table
H.66cm / W.42cm / D.28cm



Side table XL
H.66cm / W.56cm / D.35cm

FINISHES

STEEL BASES Micro-textured powder coated in colours M1 and M2 from the metallic swatch card. Page 324

TABLETOPS Available in oak veneer, walnut veneer, solid FENIX® and lacquered MDF in colours W1 and W2 from our tabletops swatch card. Page 336



Lapse

Designed by
Carlos Tiscar















EN • LAPSE is a comprehensive modular programme that transcends the classic concept of waiting area seating. The broad range of elements and accessories available and the special design of the modules allows endless compositions to be configured, transforming waiting areas into collaborative spaces for interaction. The collection offers a wide range of seating modules, side units and connectivity accessories that can be combined for adapting to each space.

ES • LAPSE es un amplio programa modular que trasciende el concepto clásico de los asientos para zonas de espera. La amplia gama de elementos y accesorios disponibles y el especial diseño de los módulos, permite configurar infinitas composiciones que convierten las zonas de espera en modernos espacios colaborativos y de interacción. La colección ofrece una variada gama de módulos de asiento, muebles auxiliares y accesorios de conectividad que se pueden combinar para adaptarse a las necesidades funcionales de cada espacio.

FR • LAPSE est un large programme modulaire qui va au-delà de la conception classique des assises pour les zones d'attente. La vaste gamme d'éléments et accessoires disponibles et le design spécial des modules permet de configurer des compositions infinies qui font ainsi que les zones d'attente deviennent des espaces collaboratifs et d'interaction. La collection LAPSE offre une vaste gamme de modules d'assise, de meubles auxiliaires et accessoires de connectivité qui peuvent se combiner pour s'adapter à chaque espace.



OVERVIEW

| | | | | |
|---|--|---|---|---|
|  Seat with backrest |  Seat with high backrest |  Seat with corner backrest |  Seat w/ concave backrest 45° | |
|  Seat w/convex backrest 45° |  Concave / convex seat |  2-5 seater steel frame |  Seat |  Half seater seat |
|  Left-right arms |  Middle arm |  High table with shelf |  Table with shelf | |
|  Tabletop 72cm |  Tabletop 36cm |  Concave / Convex table top 45° | | |

FINISHES

| | | |
|--------------|---|----------|
| UPHOLSTERY | Available in all the upholstery materials indicated in the finishes book. | Page 294 |
| METAL FRAMES | Micro-textured powder coated in colours M1 and M2 from the metallic swatch card. | Page 324 |
| WOODEN LEGS | Produced in solid oak and are available in any of the oak finishes from the wood swatch card. | Page 326 |
| TABLETOPS | Available in oak or walnut veneer in any of the finishes or lacquered MDF in colours W1 and W2 from the wood swatch card. | Page 336 |



Lea

Designed by
Perezochando

EN • LEA is a collection of chairs and stools with an identity marked by a refined and light silhouette that is at the same time strong and unique. The curved shape of the backrest makes it comfortable and recognizable. The family is made up of chairs and stools available in two heights. To achieve greater functionality, both the chairs and the stools are stackable.

ES • LEA es una colección de sillas y taburetes con una identidad marcada por su silueta pura y ligera pero al mismo tiempo fuerte y única. La forma curva del respaldo la hace confortable y a la vez reconocible. La familia se compone de sillas y taburetes disponibles en dos alturas. Para lograr una mayor funcionalidad, tanto las sillas como los taburetes son apilables.
















FR • LEA est une collection de chaises et de tabourets à l'identité marquée par sa silhouette pure et légère mais à la fois forte et unique. La forme incurvée du dossier le rend à la fois confortable et reconnaissable. La famille est composée de chaises et de tabourets disponibles en deux hauteurs. Pour obtenir une plus grande fonctionnalité, les chaises et les tabourets sont empilables.



Lea

● STACKABLE ● GREENGUARD CERTIFIED

OVERVIEW

| | | | | |
|---|--|--|---|---|
|  <p>4 leg frame chair Plastic seat & back H.77cm / W.51cm / D.50cm</p> |  <p>4 leg frame armchair Plastic seat & back H.77cm / W.59cm / D.50cm</p> |  <p>4 leg frame armchair + armpads Plastic seat & back H.77cm / W.59cm / D.50cm</p> |  <p>4 leg frame medium stool Plastic seat & back H.94,5cm / W.54cm / D.54cm</p> |  <p>4 leg frame high stool Plastic seat & back H.104,5cm / W.54,5cm / D.55cm</p> |
|  <p>4 leg frame chair Wooden seat & back H.77cm / W.51cm / D.50cm</p> |  <p>4 leg frame armchair Wooden seat & back H.77cm / W.59cm / D.50cm</p> |  <p>4 leg frame armchair + armpads Wooden seat & back H.77cm / W.59cm / D.50cm</p> |  <p>4 leg frame medium stool Wooden seat & back H.94,5cm / W.54cm / D.54cm</p> |  <p>4 leg frame high stool Wooden seat & back H.104,5cm / W.54,5cm / D.55cm</p> |
|  <p>4 leg frame chair Upholstered seat & back H.77,5cm / W.51cm / D.50cm</p> |  <p>4 leg frame armchair Upholstered seat & back H.77,5cm / W.59cm / D.50cm</p> |  <p>4 leg frame armchair + armpads Upholstered seat & back H.77,5cm / W.59cm / D.50cm</p> |  <p>4 leg frame medium stool Upholstered seat & back H.95cm / W.54cm / D.54cm</p> |  <p>4 leg frame high stool Upholstered seat & back H.105cm / W.54,5cm / D.55cm</p> |

FINISHES

| | | |
|---------------------|--|----------|
| UPHOLSTERY | Available in all the upholstery materials indicated in the finishes book. | Page 294 |
| STEEL FRAMES | In micro-textured powder coated in colours M1 and M2 from the metallic swatch card. | Page 324 |
| WOODEN SEAT & BACK | Oak or walnut veneer. The oak is available in all the finishes from our oak swatch card. | Page 326 |
| PLASTIC SEAT & BACK | Available in colours PP1 from the polypropylene swatch card. | Page 330 |

UPHOLSTERY OPTIONS



Fixed seat panel



Removable upholstered seat cushion



Lex

Designed by
Studio Inclass

EN • LEX is a collection of versatile tables designed for flexible use in public or domestic spaces. The central frame includes an elegant 4-spoke aluminum base that gives identity to this functional family. The bases are manufactured in a wide range of colours. The tables are available in three heights with tops in different materials and in round or square formats. The collection includes tables with a fix or flip top.

ES • LEX es una colección de mesas versátiles diseñadas para un uso flexible en espacios públicos o domésticos. El pie central incluye una elegante base de aluminio de 4 radios que da identidad a esta funcional familia. Las bases se fabrican en una amplia gama de colores. Las mesas están disponibles en tres alturas con encimeras en diferentes materiales y en formatos redondos o cuadrados. La colección incluye mesas con encimera fija o abatible.

FR • LEX est une collection de tables polyvalentes conçues pour une utilisation flexible dans les espaces publics ou domestiques. Le piètement central avec une élégante base en aluminium à 4 branches caractérise cette famille fonctionnelle. Les piètements sont fabriqués dans une large gamme de couleurs. Les tables sont disponibles en trois hauteurs avec des plateaux dans différents matériaux et dans des formats ronds ou carrés. La collection comprend des tables à plateau fixe ou rabattable.




Lex

OVERVIEW



ACCESSORIES



| TABLETOP FORMATS | ROUND | | | SQUARE | | | OVAL |
|--|-------|-----|-----|--------|-------|-------|--------|
| | ø70 | ø80 | ø90 | 60X60 | 70x70 | 80x80 | 180X90 |
| H.103 cm | ● | ● | | ● | ● | | ● |
| H.73 cm | ● | ● | ● | ● | ● | ● | ● |
| H.38 cm | ● | ● | ● | ● | ● | ● | |
| H.103 cm (with mechanism for flip top) | ● | | | ● | ● | | |
| H.73 cm (with mechanism for flip top) | ● | ● | ● | ● | ● | ● | |

FINISHES

| | | |
|-----------|--|----------|
| BASES | Bases made of aluminum. Coated in micro-textured powder coat in colours M1 and M2 from the metallic swatch card. | Page 324 |
| TABLETOPS | Available in melamine, oak veneer, walnut veneer, solid HPL, solid HPL STONES, solid FENIX®, FENIX® laminated and lacquered MDF in colours W1 and W2 from our tabletops swatch card. | Page 336 |



Lin Tapiz

Designed by
Alegre Design

EN • LIN TAPIZ is an innovative system of multiple seats, designed to inhabit high-traffic indoor public spaces. With a refined and timeless design, the collection is completely modular and allows multiple configurations to be created. The structure and arms are entirely made of aluminum alloy, a sustainable material which allows the creation of resistant and light benches, with minimal maintenance and 100% recyclable.

ES • LIN TAPIZ es un innovador sistema de asientos múltiples diseñado para habitar espacios públicos interiores de alto tránsito. Con un diseño depurado y atemporal, la colección es completamente modular y permite crear múltiples configuraciones. Las estructuras y los brazos de los bancos están íntegramente fabricados con aleación de aluminio, un material sostenible, que permite crear bancos resistentes, ligeros, con mínimo mantenimiento y 100% reciclables.

FR • LIN TAPIZ est un système innovant de sièges multiples, conçu pour habiter les espaces publics intérieurs à fort trafic. D'un design épuré et intemporel, la collection est entièrement modulable et permet de créer de multiples configurations. La structure et les accoudoirs sont entièrement en alliage d'aluminium, un matériau durable qui permet la création de bancs résistants et légers, avec un minimum d'entretien et 100% recyclables.


















Lin Tapiz






● GREENGUARD CERTIFIED

OVERVIEW

| BENCHES WITH BACKREST | BENCHES WITHOUT BACKREST | |
|--|--|----------|
|  |  | 1 seater |
|  |  | 2 seater |
|  |  | 3 seater |
|  |  | 4 seater |
|  |  | 5 seater |
|  |  | 6 seater |

| ARMS | INTERMEDIATE LEG |
|--|---|
|  End arm  Intermediate arm |  Intermediate leg |

SEAT OPTIONS



| | | |
|---|---|---|
|  |  |  |
| Upholstered seat with backrest | Upholstered seat | Optional upholstery with horizontal stitches |

TABLETOPS

| | | | | |
|---|---|---|---|---|
|  |  |  |  |  |
| End tabletop | One seater tabletop | Connecting top 180° | Connecting top 120° | Connecting top 90° |

CABLE MANAGEMENT

| | | | | |
|--|--|--|--|--|
|  |  |  |  |  |
| Power box with 2 Schuko plugs | USB charger with 2 ports | On top Schuko socket | On top Schuko socket + USB-A + USB-C | Wireless induction charger |

| FINISHES | ACCESSORIES |
|--|---|
| UPHOLSTERY Available in all the upholstery materials indicated in the finishes book. Page 294 |  Higher seat for users with reduced mobility  Ground anchor |
| ALUMINUM FRAMES Are available in polished finishing or micro-textured powder coated paint in colours M1 and M2 from the metallic swatch card. Page 324 | |
| TABLETOPS Available in oak veneer, solid HPL and solid FENIX® from our tabletops swatch card. Page 336 | |

Lin Wood

Designed by
Alegre Design



EN • LIN WOOD is an innovative system of multiple seats, designed to inhabit high-traffic indoor public spaces. With a refined and timeless design, the collection is completely modular and allows multiple configurations to be created. The structure and arms are entirely made of aluminum alloy, a sustainable material which allows the creation of resistant and light benches, with minimal maintenance and 100% recyclable.

ES • LIN WOOD es un innovador sistema de asientos múltiples diseñado para habitar espacios públicos interiores de alto tránsito. Con un diseño atemporal y versátil, la colección es completamente modular y permite crear múltiples configuraciones. Las estructuras y los brazos de los bancos están íntegramente fabricados con aleación de aluminio, un material sostenible, que permite crear bancos resistentes, ligeros, con mínimo mantenimiento y 100% reciclables.

FR • LIN WOOD est un système innovant de sièges multiples, conçu pour habiter les espaces publics intérieurs à fort trafic. D'un design épuré et intemporel, la collection est entièrement modulable et permet de créer de multiples configurations. La structure et les accoudoirs sont entièrement en alliage d'aluminium, un matériau durable qui permet la création de bancs résistants et légers, avec un minimum d'entretien et 100% recyclables.















Lin Wood



● GREENGUARD CERTIFIED


OVERVIEW

| BENCHES WITH BACKREST | BENCHES WITHOUT BACKREST |
|--|--|
|  |  1 seater |
|  |  2 seater |
|  |  3 seater |
|  |  4 seater |
|  |  5 seater |
|  |  6 seater |

ARMS



End arm



Intermediate arm


INTERMEDIATE LEG



Intermediate leg

SEAT OPTIONS

LIN WOOD seats are made with oak veneers finished in all the colors of our oak sample card. Upon request, the seats can also be manufactured in beech and walnut veneers.



Wooden seat with backrest

Wooden seat with backrest and upholstered seat pad

Wooden seat with backrest and upholstered front pad

Optional front pad with horizontal stitches

Wooden seat

Wooden seat with upholstered pad

TABLETOPS



End tabletop

One seater tabletop

Connecting top 180°

Connecting top 120°

Connecting top 90°

CABLE MANAGEMENT



Power box with 2 Schuko plugs

USB charger with 2 ports

On top Schuko socket


On top Schuko socket + USB-A + USB-C

Wireless induction charger

FINISHES

| | | |
|-----------------|---|----------|
| UPHOLSTERY | Available in all the upholstery materials indicated in the finishes book. | Page 294 |
| ALUMINUM FRAMES | Are available in polished finishing or micro-textured powder coated paint in colours M1 and M2 from the metallic swatch card. | Page 324 |
| TABLETOPS | Available in oak veneer, solid HPL and solid FENIX® from our tabletops swatch card. | Page 336 |
| WOODEN SEATS | Available in oak veneer in any of the finishes from the wood swatch card. | Page 326 |

ACCESSORIES



Higher seat for users with reduced mobility

Ground anchor

Malibu

Designed by
Studio Inclass

EN • MALIBU is a collection of versatile tables with central base that stand out by its lightness, functionality and contemporary design which make them ideal for contract, office or domestic projects. The tables are characterised by its original four spokes central base made of cast aluminum that can be combined with round or square tops in available in different sizes and materials. The MALIBU tables are produced in three heights.

ES • MALIBU es una colección de mesas versátiles con base central que destacan por su ligereza, funcionalidad y diseño contemporáneo, siendo ideales para proyectos contract, de oficina o domésticos. Las mesas se caracterizan por su original base central de cuatro radios de aluminio inyectado que se pueden combinar con tapas redondas o cuadradas disponibles en diferentes tamaños y materiales. Las mesas MALIBU se producen en tres alturas.

FR • MALIBU est une collection de tables polyvalentes avec des bases centrales qui se distinguent par leur légèreté, leur fonctionnalité et leur design contemporain, idéales pour les projets de contrat, de bureau ou de maison. Les tables se caractérisent par leur base centrale à quatre branches d'origine en aluminium moulé sous pression qui peut être combinée avec des plateaux ronds ou carrés disponibles en différentes tailles et matériaux. Les tables MALIBU sont produites en trois hauteurs.



OVERVIEW

| | | |
|--|---|--|
|  <p>60x60cm 70x70cm 80x80cm</p> <p>Ø60cm Ø70cm Ø80cm</p> <p>Base for table H.103cm H.103cm / W.67cm / D.Ø67cm</p> |  <p>60x60cm 70x70cm 80x80cm</p> <p>Ø60cm Ø70cm Ø80cm</p> <p>Base for table H.73cm H.73cm / W.67cm / D.Ø67cm</p> |  <p>60x60cm 70x70cm 80x80cm</p> <p>Ø60cm Ø70cm Ø80cm</p> <p>Base for table H.38cm H.38cm / W.67cm / D.Ø67cm</p> |
|--|---|--|

FINISHES

| | | |
|-----------|--|----------|
| BASES | Made of aluminum. Polished finish or micro-textured powder coated in colours M1 and M2 from the metallic swatch card. | Page 324 |
| TABLETOPS | Available in oak veneer, walnut veneer, solid HPL, solid HPL STONES, solid FENIX® and lacquered MDF in colours W1 and W2 from our tabletops swatch card. | Page 336 |



Marcus

Designed by
Christophe Pillet

EN • Designed by Christophe Pillet, MARCUS is a collection of iconic sofas created to inhabit lounge spaces in corporate or residential environments. The collection stands out for its elegance, comfort and a balanced and timeless design. The original cast aluminum legs give the ensemble a light and slender appearance. The MARCUS collection comprises sofas in four sizes wisely produced with high quality materials.

ES • Diseñada por Christophe Pillet, MARCUS es una colección de icónicos sofás pensada para habitar espacios lounge, corporativos o residenciales. La colección destaca por su elegancia, su comodidad y un diseño equilibrado y atemporal. Las originales patas de aluminio fundido dan al conjunto una apariencia ligera y esbelta. La colección MARCUS está compuesta por sofás en cuatro tamaños producidos con materiales de alta calidad.

FR • Conçue par Christophe Pillet, MARCUS est une collection de canapés iconiques conçus pour habiter les espaces lounges, corporatifs ou résidentiels. La collection se distingue par son élégance, son confort et son design équilibré et intemporel. Les pieds en fonte d'aluminium d'origine donnent à l'ensemble une apparence légère et mince. La collection MARCUS est composée de canapés en quatre tailles fabriquées avec des matériaux de haute qualité.



Marcus

OVERVIEW



1 seater sofa
H.69cm / W.105cm / D.95cm



2, 3, 4 seater sofas
H.69cm / W.200cm / 220cm / 240cm / 260cm / D.95cm

FINISHES

UPHOLSTERY Available in all the upholstery materials indicated in the finishes book. Page 294

ALUMINUM LEGS Micro-textured powder coated in colours M1 and M2 from the metallic swatch card. Page 324



Nim

Designed by
Yonoh

EN • Masterfully designed by the YONOH studio, NIM is a collection of chairs and stools for versatile use, that stand out for its elegant, fluid and transversal design. The comfortable mono-shells seats are available in beech, oak and walnut veneer or fully upholstered in two versions.

ES • Diseñada con maestría por el estudio YONOH, NIM es una colección de sillas y taburetes para uso versátil que destacan por su elegante y funcional diseño. Los confortables asientos de madera están disponibles en chapa natural de roble, haya y nogal o completamente tapizada en dos variantes.
















FR • Subtilement conçues para l'atelier YONOH, NIM est une collection de chaises et tabourets qui se distingue par son design fonctionnel et élégant. Les assises monocoques sont disponibles en placage de bois de hêtre, chêne et noyer, ou entièrement tapissées en deux versions.



Nim

● STACKABLE ● GREENGUARD CERTIFIED

OVERVIEW

| | | | | | | | |
|--|--|---|---|---|--|--|--|
|  <p>4 wooden leg frame H.77cm / W.45cm / D.53cm</p> |  <p>4 steel leg frame H.77cm / W.55cm / D.54cm</p> |  <p>Sled frame H.77cm / W.49cm / D.53cm</p> |  <p>High stool with sled frame H.100cm / W.41cm / D.47cm</p> |  <p>Medium stool with sled frame H.90cm / W.41cm / D.47cm</p> | | | |
|  <p>Bench 2-5 seater H.75cm / W.10.4cm, 161cm, 218cm, 275cm / D.53cm</p> | | <h3>SEAT SHELL OPTIONS</h3> <table border="1"> <tr> <td data-bbox="604 632 873 907">  <p>Upholstered seat</p> </td> <td data-bbox="873 632 1143 907">  <p>Upholstered shell</p> </td> <td data-bbox="1143 632 1391 907">  <p>Soft upholstered shell</p> </td> </tr> </table> | | |  <p>Upholstered seat</p> |  <p>Upholstered shell</p> |  <p>Soft upholstered shell</p> |
|  <p>Upholstered seat</p> |  <p>Upholstered shell</p> |  <p>Soft upholstered shell</p> | | | | | |

FINISHES

| | | |
|---------------|--|----------|
| UPHOLSTERY | Available in all the upholstery materials indicated in the finishes book. The seat shells are available with two versions of upholstery: straight or soft. | Page 294 |
| STEEL FRAMES | In chrome or micro-textured powder coated in colours M1 and M2 from the metallic swatch card. | Page 324 |
| WOODEN LEGS | Produced in solid beech or oak and available in any of the beech and oak finishes or lacquered in colours W1 and W2 from the wood swatch card. | Page 326 |
| WOODEN SHELLS | Available in beech and oak veneer in any of the finishes or lacquered in colours W1 and W2 from the wood swatch card. | Page 326 |



Nuc

Designed by
Perezochando

EN • The NUC program comprises a variety of side tables and poufs which combine versatility, style, and contemporary elegance. Each element of the collection is designed to work independently or be freely combined to create unique and functional compositions. The essence of this versatile collection consists of its elegant metal bases, that take their identity from the distinctive knot formed by the crossbars when joining with the legs.

ES • El programa NUC comprende una amplia variedad de mesas auxiliares y pufs que aúnan versatilidad, estilo y elegancia contemporánea. Cada elemento de la colección está diseñado para funcionar de manera independiente o combinarse libremente para crear composiciones únicas y funcionales. La esencia de esta versátil colección radica en sus elegantes bases metálicas, que obtienen su identidad del nudo formado por las traviesas al unirse con las patas.

FR • Le programme NUC comprend une variété de tables d'appoint et de poufs, alliant polyvalence, style et élégance contemporaine. Chaque élément de la collection est conçu pour fonctionner indépendamment ou être librement combiné pour créer des compositions uniques et fonctionnelles. L'essence de cette collection polyvalente réside dans ses élégantes bases métalliques, qui tirent leur identité du nœud distinctif formé par les barres transversales lors de leur jonction avec les pieds.



OVERVIEW

| | | | |
|--|--|---|---|
|  <p>Pouf Ø50cm H.49,5cm / W.50cm / D.50cm</p> |  <p>Pouf Ø80cm H.49,5cm / W.80cm / D.80cm</p> |  <p>Pouf Ø100cm H.49,5cm / W.100cm / D.100cm</p> | |
|  <p>Pouf 60x60cm H.49,5cm / W.60cm / D.60cm</p> |  <p>Pouf 80x80cm H.49,5cm / W.80cm / D.80cm</p> |  <p>Pouf 110x40cm H.49,5cm / W.110cm / D.40cm</p> |  <p>Pouf 110x60cm H.49,5cm / W.110cm / D.60cm</p> |
|  <p>Side table Ø50cm with height 52cm H.52cm / W.50cm / D.50cm</p> |  <p>Side table Ø50cm with height 38cm H.38cm / W.50cm / D.50cm</p> |  <p>Coffee table Ø80cm with height 38cm H.38cm / W.80cm / D.80cm</p> |  <p>Coffee table Ø100cm with height 38cm H.38cm / W.100cm / D.100cm</p> |
|  <p>Side table 40x40cm with height 52cm H.52cm / W.50cm / D.50cm</p> |  <p>Side table 60x60cm with height 38cm H.38cm / W.60cm / D.60cm</p> |  <p>Coffee table 80x80cm with height 38cm H.38cm / W.80cm / D.80cm</p> |  <p>Coffee table 110x60cm with height 38cm H.38cm / W.60cm / D.60cm</p> |

OPTIONS



Tray for tables

FINISHES

| | | |
|--------------|--|----------|
| UPHOLSTERY | Available in all the upholstery materials indicated in the finishes book. | Page 294 |
| METAL FRAMES | In micro-textured powder coated in colours M1 and M2 from the metallic swatch card. | Page 324 |
| TABLETOPS | Available in oak veneer, walnut veneer, solid HPL, solid HPL STONES, solid FENIX® and lacquered MDF in colours W1 and W2 from our tabletops swatch card. | Page 336 |



Nume

Designed by
Studio Inclass

EN • NUME is a collection of versatile occasional tables with adjustable or fix height central base. The tables have been designed for a flexible and transversal use in a wide diversity of contexts and environments. The adjustable height allows them to be used next to a sofa, an armchair or a table. The tabletops are available in three round formats: 40cm, 50cm and 60cm or in rectangular format 35x55cm.

ES • NUME es una colección de versátiles mesas auxiliares con base central de altura ajustable o fija. Las mesas han sido diseñadas para un uso flexible y transversal en una amplia diversidad de contextos y entornos. La altura regulable les permite usarse junto a un sofá, un sillón o una mesa. Las tapas de mesa están disponibles en tres formatos redondos: 40cm, 50cm y 60cm o en formato rectangular 35x55cm.

FR • NUME est une collection de tables d'appoint polyvalentes avec des bases centrales réglables en hauteur ou fixes. Les tables ont été conçues pour une utilisation flexible et transversale dans une grande variété de contextes et d'environnements. La hauteur réglable permet de les utiliser à côté d'un canapé, d'un fauteuil ou d'une table. Les plateaux de table sont disponibles en trois formats ronds: 40cm, 50cm et 60cm ou en format rectangulaire 35x55cm.




OVERVIEW

| | | | |
|---|---|---|---|
|  <p>Side table Ø60cm Height adjustable H.75-53cm / W.60cm / D.60cm</p> |  <p>Side table Ø50cm Height adjustable H.75-53cm / W.50cm / D.50cm</p> |  <p>Side table Ø40cm Height adjustable H.75-53cm / W.40cm / D.40cm</p> |  <p>Rectangular side table Height adjustable H.75-53cm / W.35cm / D.55cm</p> |
|---|---|---|---|

OPTIONS

FINISHES

| | |
|--|--|
|  <p>Fix height column</p> | <p>STEEL BASES In micro-textured powder coated in colours M1 and M2 from the metallic swatch card. Page 324</p> <hr/> <p>TABLETOPS Available oak veneer, solid HPL, solid FENIX® and lacquered MDF in colours W1 and W2 from our tabletops swatch card. Page 336</p> |
|--|--|



Pau

Designed by
Studio Inclass

EN • PAU is a versatile collection of upholstered modular elements that can be freely configured to adapt to the most diverse spaces and environments. The collection is made up of upholstered seats and sofas of different sizes which can be freely combined to create endless configurations. The sofas are available with fully upholstered arms or with steel arms.

ES • PAU es una versátil colección de elementos modulares tapizados que pueden configurarse con libertad para adaptarse a los espacios y ambientes más diversos. La colección está formada por asientos y sofás tapizados de diferentes tamaños que se pueden combinar libremente para crear infinitas configuraciones. Los sofás están disponibles con brazos completamente tapizados o con brazos de acero.

FR • PAU est une collection polyvalente d'éléments modulaires tapissés qui peuvent être librement configurés pour s'adapter aux espaces et environnements les plus divers. La collection est composée de sièges et de canapés tapissés de différentes tailles qui peuvent être librement combinés pour créer des configurations infinies. Les canapés sont disponibles avec des accoudoirs entièrement tapissés ou avec des accoudoirs en acier.





OVERVIEW

| | | | |
|---|--|---|---|
|  <p>Seat with backrest H.72cm / W.60cm, 80cm / D.80cm</p> |  <p>Seat with corner backrest H.72cm / W.80cm / D.80cm</p> |  <p>Armchair with upholstered arms H.72cm / W.80cm / D.80cm</p> |  <p>Armchair with steel arms H.72cm / W.70cm / D.80cm</p> |
|  <p>Seat with backrest H.72cm / W.120cm, 160cm, 200cm / D.80cm</p> |  <p>Sofa with upholstered arms H.72cm / W.140cm, 180cm, 220cm / D.80cm</p> |  <p>Sofa with steel arms H.72cm / W.130cm, 170cm, 210cm / D.80cm</p> | |
|  <p>Sofa with upholstered arm (right or left) H.72cm / W.170cm, 210cm / D.80cm</p> |  <p>Sofa with steel arm (right or left) H.72cm / W.165cm, 205cm / D.80cm</p> |  <p>Square pouf H.42cm / W.55cm / D.55cm H.42cm / W.80cm / D.80cm</p> | |
|  <p>Rectangular pouf H.42cm / W.120cm, 160cm, 200cm / D.80cm H.42cm / W.160cm, 200cm / D.55cm</p> |  <p>Round pouf H.42cm / W.100cm / D.100cm</p> |  <p>Modular table H.42cm / W.80cm / D.80cm</p> | |

OPTIONS

| | | |
|--|--|--|
|  <p>Privacy screen with 3 sides H.130cm / W.130cm, 170cm, 210cm / D.85cm</p> |  <p>Privacy screen for back side H.130cm / W.60cm, 80cm, 120cm, 160cm, 200cm / D.5cm</p> |  <p>Side arm for sofa with privacy screen W.15cm</p> |
|--|--|--|

FINISHES

| | | |
|---------------|--|----------|
| UPHOLSTERY | Available in all the upholstery materials indicated in the finishes book. | Page 294 |
| ARMS & FRAMES | Available in black or white colour. | |
| TABLETOPS | Available in beech veneer in any of the finishes or lacquered in colours W1 from the wood swatch card. | Page 336 |

Plania

Bench

Designed by
Studio Inclass

EN • PLANIA BENCH is a versatile collection of modular benches characterized by a linear, elegant and timeless design. A collection that combines functionality, flexibility and design. PLANIA benches are available in a wide range of sizes, with or without backrest, and can be built with different types of legs.

ES • PLANIA BENCH es una versátil colección de bancos modulares caracterizados por un diseño lineal, elegante y atemporal. Una colección que combina funcionalidad, flexibilidad y diseño. Los bancos PLANIA están disponibles en una amplia gama de tamaños, con o sin respaldo, y se pueden construir con diferentes tipos de patas.















FR • PLANIA BENCH est une collection polyvalente de bancs modulaires caractérisés par un design linéaire, élégant et intemporel. Une collection qui allie fonctionnalité, flexibilité et design. Les banquettes PLANIA sont disponibles dans une large gamme de tailles, avec ou sans dossier, et peuvent être construites avec différents types de piètements.









Plania Bench



OVERVIEW

| SINGLE BENCHES | | CONNECTING ELEMENTS | | | |
|---|--|---|--|--|--|
|  <p>Single benches Dimensions 48x120cm / 48x160cm / 48x200cm / 48x240cm / 48x280cm</p> |  <p>Single benches with backrest Dimensions 48x120cm / 48x160cm / 48x200cm / 48x240cm / 48x280cm</p> |  <p>Intermediate leg</p> |  <p>Connecting table</p> | | |
| LEG OPTIONS | | | | | |
|  <p>Aluminum tube (colours M1, M2)</p> |  <p>Solid oak (natural or stained)</p> |  <p>Solid walnut (natural)</p> | | | |
| FLEXIBLE LEG POSITION | | | | | |
|  | | <p>In some cases, you may like to move the position of the legs. The PLANIA bench system allows you to fix the legs in any position. Check that the chosen position does not affect the stability of the bench.</p> | | | |
| CONNECTING TABLES | | | | | |
|  <p>Connecting top 2 ways</p> |  <p>Connecting top 3 ways</p> |  <p>Connecting top 4 ways</p> |  <p>Connecting top 3 ways 120°</p> |  <p>Corner top 90°</p> |  <p>Corner top 60°</p> |

CABLE MANAGEMENT

| | | | | | |
|--|--|--|--|--|---|
|  <p>Wireless induction charger</p> |  <p>USB charger with 2 ports</p> |  <p>On top schuko socket</p> |  <p>On top schuko socket + USB-A + USB-C</p> |  <p>Leg with cable way out</p> |  <p>Power box with 2 schuko sockets</p> |
|--|--|--|--|--|---|

ACCESSORIES

| | | |
|--|---|---|
|  <p>Side table</p> |  <p>Aluminum seat table</p> |  <p>End table top</p> |
|--|---|---|

FINISHES

| | | |
|-----------------|---|----------|
| UPHOLSTERY | Available in all the upholstery materials indicated in the finishes book. | Page 294 |
| ALUMINUM FRAMES | Micro-textured powder coated in colours M1 and M2 from the metallic swatch card. | Page 324 |
| WOODEN LEGS | Produced in solid oak or walnut and are available in any of the oak finishes from the wood swatch card. | Page 326 |
| TABLETOPS | Available oak veneer, walnut veneer, solid HPL and solid FENIX® from our tabletops swatch card. | Page 336 |

Plania

Table

Designed by
Studio Inclass

EN • With an architectural, pure and timeless aesthetic, PLANIA is a complete collection of transversal tables that blends performance, flexibility, and design. The PLANIA table system offers both single top tables in a wide range of sizes and big modular tables with sectional tops of endless dimensions. The collection has broad customization possibilities to facilitate its integration in private, corporate, or public spaces.

ES • Con una estética arquitectónica, depurada y atemporal, PLANIA es una completa colección de mesas transversales que combina prestaciones, flexibilidad y diseño. El sistema de mesas PLANIA ofrece mesas individuales en varias medidas y también grandes mesas seccionales con encimeras por tramos que pueden alcanzar medidas infinitas. El sistema PLANIA permite numerosas posibilidades de personalización que facilitan su integración en modernos espacios residenciales, corporativos o de uso público.

FR • Avec une esthétique architecturale, raffinée et intemporelle, PLANIA est une collection complète de tables transversales qui allie performance, flexibilité et design. Le système de tables PLANIA propose des tables à plateau simple dans une large gamme de tailles ainsi que de grandes tables modulaires avec des plateaux sectionnels de dimensions infinies. La collection dispose de larges possibilités de personnalisation pour faciliter son intégration dans des espaces résidentiels, collaboratifs ou de travail.



















FINISHES

| | | |
|------------------|--|----------------------|
| TABLETOPS | Available in melamine, oak veneer, walnut veneer, solid HPL, solid HPL STONES, solid FENIX®, FENIX® laminated and lacquered MDF in colours W1 and W2 from our tabletops swatch card. | Page 336 |
| ALUMINIUM FRAMES | An sturdy structural frame, made of aluminum, supports the legs and tabletops allowing large tables to be built. The special structural profile, allows the legs to be placed and fixed in any position while ensuring a very quick and easy assembly. In micro-textured powder coated in colours M1 and M2 from the metallic swatch card. | Page 324 |
| LEGS | PLANIA tables are available with various types of legs: solid oak, solid walnut or aluminum tube. The aluminum tube legs are available in micro-textured powder coated in colours M1 and M2 from the metallic swatch card. The solid oak and walnut legs are available in any of the oak and walnut finishes from our wood swatch card. All legs are available for tables with heights of 75cm, 90cm and 104cm. | Page 324 Page 326 |












OVERVIEW

| | | | |
|----------------------|---|--|--|
| |  |  |  |
| | Rectangular tables | Rectangular-oval tables | Round tables |
| SINGLE TOPS |  90x180cm / 90x200cm / 90x240cm / 90x280cm / 90x320cm / 120x200cm / 120x240cm / 120x280cm / 120x320cm |  120x240cm / 120x320cm |  Ø120cm / Ø140cm <i>*Only available in H.75cm</i> |
| TOPS WITH 2 SECTIONS |  90x400cm / 120x400cm |  120x400cm | |
| TOPS WITH 3 SECTIONS |  90x560cm / 120x560cm |  120x560cm | |
| TOPS WITH 4 SECTIONS |  90x720cm / 120x720cm |  120x720cm | |
| TOPS WITH 5 SECTIONS |  90x880cm / 120x880cm |  120x880cm | |

ACCESSORIES

To achieve a full functionality, PLANIA tables can be customized with a wide range of practical accessories and solutions. Desk dividers or screens for more privacy and acoustic comfort, electrical points, chargers for your devices and cable management solutions.

CABLE MANAGEMENT

| | | | | | |
|---|---|---|---|---|---|
|  |  |  |  |  |  |
| Wireless induction charger | USB charger with 2 ports | On top schuko socket | On top schuko socket + USB-A + USB-C | Plastic cable grommet with cover | Brushed aluminum grommet with cover |
|  |  |  |  |  | |
| Cut-out with lid for top access | Custom cut-out on tabletop | Under top cable tray | Velcro cable clamp | Column for cable management | |

LEG OPTIONS




| | | |
|--|--|--|
|  |  |  |
| Aluminum tube (colours M1, M2) | Solid oak (natural or stained) | Solid walnut (natural) |

TABLE HEIGHTS

| | | |
|--|--|--|
|  |  |  |
| H.75cm | H.90cm | H.104cm |

FLEXIBLE LEG POSITION

In some occasions you may need to move the position of the leg. The PLANIA table system allows to fix them in any position.

Check that the chosen position does not affect the stability of the table.



Rever

Designed by
Mario Ruiz

EN • Designed by Mario Ruiz, REVER is an elegant, timeless and very comfortable armchair, capable of working as a key piece in the work space, improving concentration with its superlative comfort and, at the same time, coexisting in the domestic space as an essential element in the construction of a peaceful interior, with character and very welcoming.

ES • Diseñada por Mario Ruiz, REVER es una butaca elegante, atemporal y muy cómoda, capaz de funcionar como una pieza clave en el espacio de trabajo, acompañando y mejorando la concentración con su confort superlativo y, al mismo tiempo, convivir en el espacio doméstico como un elemento imprescindible en la construcción de un interior apacible, con carácter y muy acogedor.

FR • Conçu par Mario Ruiz, REVER est un fauteuil élégant, intemporel et très confortable, capable de fonctionner comme une pièce maîtresse dans l'espace de travail, accompagnant et améliorant la concentration grâce à son confort superlatif et, en même temps, coexistant dans l'espace domestique comme un élément essentiel dans la construction d'un intérieur paisible, avec du caractère et très accueillant.



Rever

● GREENGUARD CERTIFIED

OVERVIEW



Swivel lounge armchair with high back
H.105cm / W.80cm / D.81cm



Swivel lounge armchair with medium back
H.88,5cm / W.80cm / D.76cm



Ottoman
H.43cm / W.62cm / D.62cm

BACKRESTS VERSIONS



Oak shell



Walnut shell



Upholstered shell

BASE OPTIONS



Black



White



Polished

FINISHES

| | | |
|--------------------|---|----------|
| UPHOLSTERY | Available in all the upholstery materials indicated in the finishes book. | Page 294 |
| ALUMINUM BASE | In black micro-textured powder coat as standard. Polished finish or micro-textured powder coated in white are available upon request. | Page 324 |
| OUTER WOODEN COVER | In all the oak or walnut finishes of our swatch card. | Page 326 |

OPTIONS



Optional reclining backrest



Stiks

Designed by
Christophe Pillet

EN • Designed by Christophe Pillet, STIKS is a collection of versatile tables originated by the combination of an original central base with four wooden legs with tabletops available in different formats and materials. The bases have oak wooden legs and are available in two heights: 40cm and 75cm. Its essential design together with the warmth of natural wood facilitate its integration in multiple spaces and contexts.

ES • Diseñada por Christophe Pillet, STIKS es una colección de mesas versátiles que nacen de la combinación de una original base central de cuatro patas de madera con encimeras disponibles en diferentes formatos y materiales. Las bases se fabrican con patas de madera de roble y están disponibles en dos alturas: 40cm y 75cm. Su diseño esencial junto a la calidez de la madera natural facilitan su integración en múltiples espacios y contextos.

FR • Conçue par Christophe Pillet, STIKS est une collection polyvalente de tables qui naît de la combinaison d'une base centrale en bois originale à quatre branches, et de plateaux de table aux formats et matériaux différents. Les piètements sont fabriqués en deux hauteurs : 40cm et 75cm, et sont en bois de chêne naturel. Leur design intrinsèque et l'aspect chaleureux du bois la rends idéale pour un usage au sein d'une grande variété d'espaces et de contextes.



Stiks

OVERVIEW



Table base H.75cm
H.72cm / W.70cm / D.Ø70cm

- Ø70cm
- Ø80cm
- Ø90cm
- Ø100cm



Table base H.40cm
H.38cm / W.52cm / D.52cm

- Ø60cm
- Ø70cm
- Ø80cm

FINISHES

| | | |
|-----------|--|----------|
| BASES | Are produced in solid beech or oak and are available in any of the beech and oak finishes or lacquered in colours W1 and W2 from the wood swatch card. | Page 326 |
| TABLETOPS | Available in oak veneer, walnut veneer, solid HPL, solid HPL STONES, solid FENIX®, FENIX® laminated and lacquered MDF in colours W1 and W2 from our tabletops swatch card. | Page 336 |



Sui

Designed by
Carlos Tiscar

EN • SUI is a collection of tables for transversal use that stands out for its refined and timeless design that emerges from the rapport between the flat and curved surfaces. The result is an elegant, essential and versatile table that harmoniously blends in with all kinds of spaces and environments. The SUI tables are entirely manufactured with an aluminum frame that makes them light but sturdy and corrosion resistant at the same time.

ES • SUI es una amplia colección de mesas de uso transversal que destacan por su diseño depurado y atemporal que nace del diálogo entre las superficies planas y curvadas. El resultado es una mesa versátil, elegante y esencial que armoniza con todo tipo de espacios, usos y ambientes. La estructura de las mesas SUI esta íntegramente fabricada de aluminio, lo cual hace a las mesas ligeras pero a la vez robustas y resistentes a la corrosión.

FR • SUI est une collection de tables ayant un design transversal et intemporel aux lignes pures, née du rapport entre surfaces arrondies et plates. Le résultat en est une table d'une élégance subtile, qui se fond harmonieusement dans tout genre d'espace et environnements. Les tables SUI sont entièrement fabriquées à base de structures en aluminium, qui les rendent légères mais, à la fois, robustes et résistantes à la corrosion.



Sui



OVERVIEW



Tables H.105cm



Tables H.75cm



Tables H.35cm


| TABLETOP FORMATS | 70 | 80 | 90 | 100 | 120 | 140 | 160 | 180 | 200 | 220 | 240 |
|------------------|----|----|----|-----|-----|-----|-----|-----|-----|-----|-----|
| 70 | ● | | | ● | ● | ● | | | | | |
| 80 | | ● | | ● | ● | ● | ● | ● | ● | ● | |
| 90 | | | ● | | | ● | ● | ● | ● | ● | ● |
| 100 | | | | ● | | | | | ● | ● | ● |
| 120 | | | | | ● | | | | ● | ● | ● |

FINISHES


FRAMES Made of aluminum. Micro-textured powder coated in colours M1 and M2 from the metallic swatch card. Page 324

TABLETOPS Available in oak veneer, walnut veneer, solid HPL, solid HPL STONES, solid FENIX® and lacquered MDF in colours W1 and W2 from our tabletops swatch card. Page 336


CABLE MANAGEMENT



Wireless induction charger



USB charger with 2 ports



On top schuko socket



On top schuko socket + USB-A + USB-C



Power box with 3 Schuko sockets



Leg with groove for cables



Cut-out with lid for top access



Custom cut-out on tabletop



Under top cable tray



Plastic cable grommet with cover



Brushed aluminum grommet with cover

ACCESSORIES



Side table wing



Connecting plate



Front panel



CPU holder

Sun

Designed by
Studio Inclass

EN • SUN is a collection of stools designed for transversal use in all kinds of spaces and contexts. The functionality together with an attractive and essential design are the hallmarks of this versatile collection. The stools are manufactured with frames in three heights. The seats are available in different versions: fully upholstered, solid oak, solid walnut and lacquered MDF.

ES • SUN es una colección de taburetes diseñados para un uso transversal en todo tipo de espacios y contextos. La funcionalidad junto a un diseño atractivo son las señas de identidad de esta versátil colección. Los taburetes se fabrican con estructuras en tres alturas y los asientos están disponibles en diferentes versiones: tapizados, de madera de roble o nogal macizo y de MDF lacado.

FR • SUN est une collection de tabourets conçus pour une utilisation transversale dans toutes sortes d'espaces et de contextes. Fonctionnalité associée à un design attrayant et essentiel sont les maîtres mots de cette collection polyvalente. Les tabourets sont fabriqués avec des structures en trois hauteurs et les sièges sont disponibles en différentes versions: rembourrés, en chêne ou en noyer massif et en MDF laqué.



Sun

● GREENGUARD CERTIFIED

OVERVIEW



SEATS



FINISHES

| | | |
|-------------------|---|----------|
| LACQUERED SEATS | Available in colours W1 and W2 from the wood swatch card. | Page 326 |
| WOODEN SEATS | Available in solid oak or solid walnut in any of the finishes from the wood swatch card. | Page 326 |
| UPHOLSTERED SEATS | Available in all the upholstery materials indicated in the finishes book. | Page 294 |
| STEEL FRAMES | In chrome or micro-textured powder coated in colours M1 and M2 from the metallic swatch card. | Page 324 |



Taia

Designed by
Simon Pengelly

EN • Designed by Simon Pengelly, TAIA is a wide collection of versatile armchairs characterized by its timeless design of flowing and enveloping shapes. A complete family of chairs that seeks a transversal use, functionality and comfort. The different chairs are generated by combining comfortable seats with a wide range of different bases that allow different functionalities keeping a common aesthetic.

ES • Diseñada por Simon Pengelly, TAIA es una amplia colección de sillones versátiles que se caracterizan por su diseño atemporal de formas envolventes y fluidas. Una completa familia de sillas que busca la transversalidad de uso, la funcionalidad y el confort. Las diferentes sillas se generan combinando cómodos asientos con una amplia gama de bases diversas que permiten diferentes funcionalidades manteniendo siempre una estética común.













FR • Conçue par Simon Pengelly, TAIA est une large collection de fauteuils polyvalents caractérisés par leur design intemporel avec des formes fluides et enveloppantes. Une famille complète de chaises qui recherche une utilisation transversale, une fonctionnalité et un confort. Les différentes chaises sont générées en combinant des sièges confortables avec une large gamme de bases différentes qui permettent différentes fonctionnalités tout en conservant toujours une esthétique commune.



Taia

● GREENGUARD CERTIFIED

OVERVIEW

| | | | | | |
|--|--|--|---|--|--|
|  Rod frame H.77cm / W.60cm / D.57cm |  Cantilever base H.77cm / W.60cm / D.55cm |  4 steel leg frame H.79cm / W.60cm / D.56,5cm |  4 plastic leg frame H.80cm / W.60cm / D.56cm |  4 wooden leg frame H.79cm / W.60cm / D.55cm |  4 spoke wooden swivel base H.76cm / W.60cm / D.55cm |
|  4 spoke steel swivel base H.77cm / W.60cm / D.55cm |  5 spoke steel swivel base + casters H.78cm / W.60cm / D.62cm |  4 leg frame + casters H.79cm / W.60cm / D.55cm |  5 spoke aluminum swivel base + casters + gas lift H.83-74cm / W.68cm / D.66cm |  High armchair with 4 leg frame H.112cm / W.60cm / D.63,5cm |  Medium armchair with 4 leg frame H.102cm / W.60cm / D.53cm |

SEAT SHELL OPTIONS

| | | | |
|--|---|--|---|
|  Plastic monoshell |  Plastic monoshell + upholstered seat |  Tight upholstered monoshell |  Soft upholstered monoshell |
|--|---|--|---|

FINISHES

| | | |
|--------------|---|----------|
| UPHOLSTERY | Available in all the upholstery materials indicated in the finishes book. | Page 294 |
| METAL FRAMES | In chrome or micro-textured powder coated in colours M1 and M2 from the metallic swatch card. The die cast aluminum swivel bases are available in polished finishing or micro-textured powder coated paint in black or white. | Page 324 |
| WOODEN LEGS | Produced in solid oak and are available in any of the oak finishes from the wood swatch card. | Page 326 |
| PLASTIC | Available in colours PP1 from the polypropylene swatch card. | Page 330 |



Tao

Designed by
Studio Inclass

EN • TAO is a collection of stools with a minimalist and timeless design inspired by the aesthetics of oriental architecture. The collection comprises stools, with either a wooden or upholstered seats, available in three heights. The wooden seats are offered in lacquered colours or in beech, oak and walnut veneers. The upholstered seats are available with three different upholstery patterns.

ES • TAO es una colección de taburetes, con diseño atemporal, que se inspira en la estética de la arquitectura oriental. La colección consta de taburetes con asientos de madera o tapizados, disponibles en dos alturas. Los asientos de madera se ofrecen en colores lacados o en chapas de haya, roble y nogal. Los asientos tapizados están disponibles con tres patrones de tapicería diferentes.

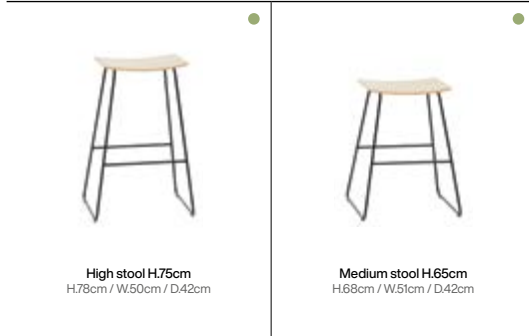
FR • TAO est une collection de tabourets au design minimaliste et intemporel, inspirée de l'esthétique de l'architecture orientale. La collection se compose de tabourets avec des assises en bois ou rembourrées, disponibles en deux hauteurs. Les assises en bois sont offertes en couleurs laquées ou en placages de hêtre, chêne et noyer. Les assises rembourrées sont disponibles avec trois types de rembourrage différents.



Tao

● GREENGUARD CERTIFIED

OVERVIEW



UPHOLSTERY OPTIONS



Plain



Cross stitching



Diamond stitching



Horizontal stitching

FINISHES

| | | |
|-------------------|--|----------|
| WOODEN SEATS | Available in beech, oak and walnut veneer in any of the finishes or lacquered in colours W1 and W2 from the wood swatch card. | Page 326 |
| UPHOLSTERED SEATS | Available in all the upholstery materials indicated in the finishes book. The upholstery of the seats is available with four different patterns: plain, cross stitching, diamond shaped stitching or horizontal stitching. | Page 294 |
| STEEL FRAMES | In chrome or micro-textured powder coated in colours M1 and M2 from the metallic swatch card. | Page 324 |



TAO

Tetris

Designed by
Studio Inclass

EN • TETRIS is a modular sofa system that stands out for its minimalist, balanced and timeless aesthetic. Its essential design and the wide variety of available formats facilitate its integration into the most diverse spaces. The family includes sofas, modular seats, occasional tables, and sofas with privacy screens that are ideal for creating intimate spaces in offices, co-working spaces, or lounge areas.

ES • TETRIS es un sistema modular de sofás que destaca por su estética minimalista, equilibrada y atemporal. Su diseño esencial y la amplia variedad de formatos disponibles facilitan su integración en los más diversos espacios. La familia incluye sofás, asientos modulares, mesas auxiliares y sofás con mamparas de privacidad que son ideales para crear espacios íntimos en oficinas abiertas, espacios de coworking o áreas de descanso.
















FR • TETRIS est un système de canapé modulable qui se distingue par son esthétique minimaliste, équilibrée et intemporelle. Son design essentiel et la grande variété de formats disponibles facilitent son intégration dans les espaces les plus divers. La famille comprend des tables d'appoint et des canapés avec panneaux de confidentialité, idéaux pour créer des espaces intimes dans des bureaux ouverts, des espaces de co-working ou des zones lounges.



Tetris



OVERVIEW

| | | | | |
|---|---|--|---|---|
|  <p>Seat H.42.5cm / W.60cm, 80cm, 100cm, 120cm, 160cm, 200cm / D.80cm</p> |  <p>Seat with backrest H.74cm / W.60cm, 80cm, 100cm, 120cm, 160cm, 200cm / D.80cm</p> |  <p>Seat with corner backrest H.74cm / W.80cm / D.80cm</p> |  <p>Armchair with arms W.10cm H.74cm / W.80cm / D.80cm</p> |  <p>Armchair with arms W.20cm H.74cm / W.100cm / D.80cm</p> |
|  <p>Sofa with arms W.10cm H.74cm / W.120cm, 160cm, 200cm / D.80cm</p> |  <p>Sofa with arms W.20cm H.74cm / W.160cm, 200cm, 240cm / D.80cm</p> |  <p>Sofa with arm W.10cm (right or left) H.74cm / W.170cm, 210cm / D.80cm</p> |  <p>Sofa with arm W.20cm (right or left) H.74cm / W.180cm, 220cm / D.80cm</p> | |
|  <p>Seat with left backrest and right table H.74cm / W.120cm, 160cm, 200cm / D.80cm</p> |  <p>Seat with right backrest and left table H.74cm / W.120cm, 160cm, 200cm / D.80cm</p> |  <p>Seat with left backrest H.74cm / W.160cm, 200cm / D.80cm</p> |  <p>Seat with right backrest H.74cm / W.160cm, 200cm / D.80cm</p> | |
|  <p>Side table H.38cm / W.80cm / D.80cm</p> |  <p>Coffee table H.38cm / W.120cm / D.80cm</p> | | | |

OPTIONS

| | | |
|--|--|--|
|  <p>Privacy screen with 3 sides H.130cm / W.130cm, 170cm, 210cm / D.85cm</p> |  <p>Privacy screen for back side H.130cm / W.60cm, 80cm, 120cm, 160cm, 200cm / D.5cm</p> |  <p>Side arm for sofa with privacy screen W.15cm</p> |
|--|--|--|

FINISHES

| | | |
|-------------------|--|-----------------|
| <p>UPHOLSTERY</p> | <p>Available in all the upholstery materials indicated in the finishes book.</p> | <p>Page 294</p> |
| <p>STEEL LEGS</p> | <p>Micro-textured powder coated in colours M1 and M2 from the metallic swatch card.</p> | <p>Page 324</p> |
| <p>TABLETOPS</p> | <p>Available in oak veneer in any of the finishes or lacquered in colours W1 and W2 from the wood swatch card.</p> | <p>Page 336</p> |

Unnia

Designed by
Simon Pengelly

EN • Designed by Simon Pengelly, UNNIA is an extensive collection of versatile chairs, armchairs, stools and benches with a unique concept of colour and finish combinations. Its design allows plastic or upholstered seats and backrests to be combined, in one or two colours, with a varied range of bases of different functionality.





















ES • Diseñada por Simon Pengelly, UNNIA es una extensa y versátil colección de sillas, sillones, taburetes y bancadas con un concepto único de combinación de colores y acabados. El diseño permite la combinación de asientos y respaldos de plástico o tapizados, en uno o dos colores, con una amplia gama de bases que permiten diferentes funcionalidades.

FR • Conçue par Simon Pengelly, UNNIA est une vaste collection de chaises, fauteuils, tabourets et poutres, dévoilant un concept unique de combinaisons de couleurs et de finitions. Son design permet de combiner assises et dossiers en plastique ou tapissés, en une ou deux couleurs, avec un grand choix de piètements à fonctionnalités différentes.



● STACKABLE ● GREENGUARD CERTIFIED

OVERVIEW

| | | | | | |
|---|--|--|---|---|--|
|  Chair 4 leg frame H.80cm / W.55cm / D.58cm |  Chair 4 leg frame + writing tablet H.80cm / W.58cm / D.62,5cm |  Armchair 4 leg frame H.80cm / W.55cm / D.58cm |  Swivel chair 4 spoke wooden base H.80,5cm / W.47cm / D.55cm | | |
|  Chair sled frame H.80cm / W.55cm / D.58cm |  Chair sled frame + writing tablet H.80cm / W.58cm / D.62,5cm |  Armchair sled frame H.80cm / W.55cm / D.58cm |  Swivel chair 4 spoke steel base H.80,5cm / W.47cm / D.50cm |  Swivel armchair 4 spoke steel base H.80,5cm / W.56,5cm / D.50cm | |
|  Swivel chair 5 spoke steel base + casters H.80,5cm / W.60cm / D.64cm |  Swivel armchair 5 spoke steel base + casters H.80,5cm / W.60cm / D.64cm |  Swivel chair 4 spoke aluminum base H.79cm / W.51,5cm / D.51,5cm |  Swivel armchair 4 spoke aluminum base H.79cm / W.56,5cm / D.51,5cm |  Swivel chair 5 spoke aluminum base + casters H.91-79cm / W.66cm / D.69cm |  Swivel armchair 5 spoke aluminum base + casters H.91-79cm / W.66cm / D.69cm |
|  Medium stool with sled frame H.100cm / W.55cm / D.50cm |  High stool with sled frame H.110cm / W.55cm / D.50cm |  Bench 2-5 seater H.81cm / W.104cm, 161cm, 218cm, 275cm / D.51cm | | OPTIONS | |
| | | |  Upholstered seat |  Reinforced sled frame | |

FINISHES

| | | |
|-----------------------|---|----------|
| UPHOLSTERY | Available in all the upholstery materials indicated in the finishes book. | Page 294 |
| METAL FRAMES | In chrome or micro-textured powder coated in colours M1 and M2 from the metallic swatch card. The die cast aluminum swivel bases are available in polished finishing or micro-textured powder coated paint in black or white. | Page 324 |
| WOODEN LEGS | Produced in solid oak and available in any of the oak finishes from the wood swatch card. | Page 326 |
| PLASTIC SEATS & BACKS | Available in colours PP1 from the polypropylene swatch card. | Page 330 |



Unnia

Tapiz

Designed by
Simon Pengelly



EN • The UNNIA TAPIZ collection groups all the versions with upholstered seat and back in the UNNIA range, thus completing an extensive family of versatile chairs. The collection shares the same philosophy of customization as the UNNIA collection with plastic seats and backs. This is the possibility of combining seats, backrests and arms with a wide range of bases to create endless custom designs with different functionalities.

ES • La colección UNNIA TAPIZ agrupa todas las versiones con asiento y respaldo tapizados de la gama UNNIA, completando así una extensa familia de sillas versátiles. La colección comparte la misma filosofía de personalización que la colección UNNIA con asientos y respaldos de plástico. Esto da la posibilidad de combinar asientos, respaldos y brazos con una amplia gama de bases para crear infinitos diseños personalizados con diferentes funcionalidades.





























FR • La collection UNNIA TAPIZ regroupe toutes les versions d'assises et dossiers tapissés au sein de la famille UNNIA, complétant ainsi une vaste gamme de sièges polyvalents. Cette collection partage la même philosophie que la collection plastique quant aux possibilités de combinaisons d'assises, dossiers et accoudoirs, avec un large choix de piètements, pour créer d'innombrables projets customisés, aux fonctionnalités différentes.



Unnia Tapiz

● STACKABLE ● GREENGUARD CERTIFIED

OVERVIEW

| | | | | | |
|---|--|--|---|---|---|
|  Chair 4 leg frame H.80,5cm / W.55cm / D.51cm |  Chair 4 leg frame + writing tablet H.80,5cm / W.58cm / D.62,5cm |  Armchair 4 leg H.80,5cm / W.58cm / D.51cm |  Armchair 4 leg + upholstered arms H.80,5cm / W.58cm / D.51cm |  Swivel chair 4 spoke wooden base H.80,5cm / W.47cm / D.50cm |  Swivel armchair 4 spoke wooden base + upholstered arms H.80,5cm / W.58cm / D.50cm |
|  Chair sled frame H.80,5cm / W.55cm / D.49cm |  Chair sled frame + writing tablet H.80,5cm / W.58cm / D.62,5cm |  Armchair sled frame H.80,5cm / W.58cm / D.51cm |  Armchair sled frame + upholstered arms H.81cm / W.56cm / D.50cm |  High stool with sled frame H.110cm / W.55cm / D.50cm |  Medium stool with sled frame H.100cm / W.55cm / D.50cm |
|  Swivel chair 4 spoke steel base H.80,5cm / W.47cm / D.50cm |  Swivel armchair 4 spoke steel base + upholstered arms H.80,5cm / W.56,5cm / D.50cm |  Swivel armchair 4 spoke steel base + steel arms H.80,5cm / W.56,5cm / D.50cm |  Swivel chair 5 spoke steel base + casters H.81,5cm / W.60cm / D.64cm |  Swivel armchair 5 spoke steel base + casters + upholstered arms H.81,5cm / W.60cm / D.64cm |  Swivel armchair 5 spoke steel base + casters + steel arms H.81,5cm / W.66cm / D.66cm |
|  Swivel chair 4 spoke aluminum base H.79cm / W.52,5cm / D.52,5cm |  Swivel armchair 4 spoke aluminum base + upholstered arms H.79cm / W.56,5cm / D.52,5cm |  Swivel armchair 4 spoke aluminum base + steel arms H.79cm / W.56,5cm / D.52,5cm |  Swivel chair 5 spoke aluminum base + casters H.85,5-75,5cm / W.66cm / D.69cm |  Swivel armchair 5 spoke aluminum base + casters + upholstered arms H.85,5-75,5cm / W.66cm / D.69cm |  Swivel armchair 5 spoke aluminum base + casters + steel arms H.85,5-75,5cm / W.66cm / D.66cm |
|  Bench 2-5 seater H.81cm / W.104cm, 161cm, 218cm, 275cm / D.52cm | | | | | |
| <h3>ACCESSORIES</h3> <div style="display: flex; justify-content: space-around;"> <div> Reinforced sled frame</div> <div> Linking clips</div> <div> Trolley</div> </div> | | | | | |

FINISHES

| | | |
|--------------|---|----------|
| UPHOLSTERY | Available in all the upholstery materials indicated in the finishes book. | Page 294 |
| METAL FRAMES | In chrome or micro-textured powder coated in colours M1 and M2 from the metallic swatch card. The die cast aluminum swivel bases are available in polished finishing or micro-textured powder coated paint in black or white. | Page 324 |
| WOODEN LEGS | Produced in solid oak and available in any of the oak finishes from the wood swatch card. | Page 326 |



Varya

Designed by
Simon Pengelly


EN • Designed by Simon Pengelly, the VARYA collection is a truly transversal and functional family of chairs that easily crosses the boundary between public and domestic spaces. The VARYA family configure one of the largest and most complete ranges on the market. With an elegant and refined design, VARYA allows to furnish different types of spaces with the same family of seating, keeping always coherent project aesthetic. Different, chairs, armchairs, stools and benches are generated by combining comfortable seats with an extense range bases.

ES • Diseñada por Simon Pengelly, la colección VARYA es una familia de sillas verdaderamente transversal y funcional que cruza fácilmente el límite entre los espacios públicos y domésticos. La familia VARYA ofrece una de las gamas más extensas y completas del mercado. Con un diseño elegante y depurado, VARYA permite amueblar diferentes tipos de espacios con la misma familia de asientos, manteniendo una estética de proyecto siempre coherente. Diferentes sillas, sillones, taburetes y bancos se generan combinando cómodos asientos de silueta elegante con una amplia gama de bases.

FR • Conçue par Simon Pengelly, la collection VARYA est une famille de chaises véritablement transversale et fonctionnelle qui franchit facilement la frontière entre les espaces publics et domestiques. La famille VARYA propose l'une des gammes les plus vaste et complètes du marché. Avec un design élégant et raffiné, VARYA vous permet de meubler différents types d'espaces avec la même famille de sièges, en maintenant une esthétique de projet toujours cohérente. Différentes chaises, fauteuils, tabourets et bancs sont générés en combinant des sièges confortables avec une silhouette élégante et une large gamme de bases.



Varya

















Varya

● STACKABLE ● GREENGUARD CERTIFIED

OVERVIEW

| | | | | | |
|--|---|--|---|--|---|
|  Chair 4 leg frame H.81,5cm / W.57,5cm / D.51,5cm |  Armchair 4 leg frame H.81cm / W.61cm / D.51,5cm |  Chair (non stackable) 4 leg frame H.81cm / W.47,5cm / D.50cm |  Chair 4 wooden leg frame H.81,5cm / W.46,5cm / D.50cm |  Chair 4 plastic leg frame H.81,5cm / W.47,5cm / D.50cm | |
|  Chair Sled frame H.81cm / W.55cm / D.50cm |  Armchair Sled frame H.81cm / W.63cm / D.50cm |  Chair Cantilever base H.81cm / W.52cm / D.54cm |  Armchair Cantilever base H.81cm / W.54cm / D.54cm |  High chair 4 leg frame H.112cm / W.46,5cm / D.50cm |  Counter chair 4 leg frame H.102cm / W.46,5cm / D.49cm |
|  Swivel chair 4 spoke steel base H.81cm / W.48cm / D.50cm |  Swivel armchair 4 spoke steel base H.81cm / W.57cm / D.50cm |  Swivel chair 4 spoke aluminum base H.80,5cm / W.51,5cm / D.51,5cm |  Swivel armchair 4 spoke aluminum base H.80,5cm / W.57cm / D.51,5cm |  High chair Sled frame H.112cm / W.46,5cm / D.51,5cm |  Counter chair Sled frame H.102cm / W.46,5cm / D.49cm |
|  Swivel chair 4 spoke aluminum swivel base + casters H.80,5cm / W.51,5cm / D.51,5cm |  Swivel armchair 4 spoke aluminum swivel base + casters H.80,5cm / W.51,5cm / D.51,5cm |  Swivel chair 4 spoke aluminum swivel base + casters H.80,5cm / W.51,5cm / D.51,5cm |  Swivel armchair 4 spoke aluminum swivel base + casters H.80,5cm / W.51,5cm / D.51,5cm |  4 leg frame + casters H.81cm / W.49cm / D.52cm |  4 leg frame + casters + writing tablet + basket H.81cm / W.61cm / D.69cm |

OVERVIEW

| | | | | | | | | | |
|---|---|---|--|---|--|--|---|--|--|
|  High stool Sled frame H.101cm / W.44cm / D.50,5cm |  Medium stool Sled frame H.91cm / W.41,5cm / D.44cm |  High stool Swivel base H.101cm / W.40,5cm / D.43cm |  Medium stool Swivel base H.91cm / W.41cm / D.43cm |  High stool 4 leg frame H.101cm / W.45,5cm / D.48cm |  Medium stool 4 leg frame H.91cm / W.42cm / D.45cm |  High stool 4 wooden leg frame H.101cm / W.41cm / D.43cm |  Medium stool 4 wooden leg frame H.91cm / W.41cm / D.45,5cm | | |
|  Bench 2-5 seater H.81cm / W.104cm, 161cm, 218cm, 275cm / D.52cm | | | | ACCESSORIES | | | | | |
| | | | |  Reinforced sled frame |  Linking clips |  Trolley | | | |
| FINISHES | | | | UPHOLSTERY OPTIONS | | | | | |
| METAL FRAMES | | In chrome or micro-textured powder coated in colours M1 and M2 from the metallic swatch card. The die cast aluminum swivel bases are available in polished finishing or micro-textured powder coated paint in black or white. | | Page 324 | |  Fixed seat panel | |  Removable upholstered seat cushion | |
| WOODEN LEGS | | Produced in solid oak and available in any of the oak finishes from the wood swatch card. | | Page 326 | | | | | |
| PLASTIC | | Available in colours PP1 from the polypropylene swatch card. | | Page 330 | | | | | |
| UPHOLSTERY | | Available in all the upholstery materials indicated in the finishes book. | | Page 294 | | | | | |

Varya

Tapiz

Designed by
Simon Pengelly

EN • The VARYA TAPIZ collection gathers all the upholstered versions in the VARYA family keeping the same transversal and timeless spirit of the collection with plastic seats. With its many versions, the collection configure one of the largest and most complete ranges on the market.

ES • La colección VARYA TAPIZ reúne todas las versiones tapizadas de la familia VARYA manteniendo el mismo espíritu transversal y atemporal que caracteriza a la colección con asientos de plástico. Con sus numerosas versiones, la colección se configura como una de las gamas más grandes y completas del mercado.

FR • La collection VARYA TAPIZ rassemble toutes les versions rembourrées de la famille VARYA tout en conservant le même esprit intemporel et transversal qui caractérise la collection avec des sièges en plastique. Avec ses nombreuses versions, la collection est configurée comme l'une des gammes les plus importantes et les plus complètes du marché.



Varya Tapiz



Varya Tapiz

● STACKABLE ● GREENGUARD CERTIFIED

OVERVIEW

| | | | | | |
|--|---|---|--|--|---|
|  Chair 4 leg frame H.81cm / W.57cm / D.51,5cm |  Armchair 4 leg frame H.81cm / W.61cm / D.51,5cm |  Chair (non stackable) 4 leg frame H.82cm / W.48cm / D.50cm |  Chair 4 wooden leg frame H.81cm / W.48cm / D.49cm |  Chair 4 plastic leg frame H.81cm / W.48cm / D.50cm | |
|  Chair Sled frame H.81cm / W.55,5cm / D.50cm |  Armchair Sled frame H.81cm / W.63cm / D.50cm |  Chair Cantilever base H.81cm / W.52cm / D.54cm |  Armchair Cantilever base H.81cm / W.54cm / D.54cm |  High chair 4 leg frame H.112cm / W.46,5cm / D.50cm |  Counter chair 4 leg frame H.102cm / W.46,5cm / D.49cm |
|  Swivel chair 4 spoke steel base H.81cm / W.48cm / D.50cm |  Swivel armchair 4 spoke steel base H.81cm / W.57cm / D.50cm |  Swivel chair 4 spoke aluminum base H.80,5cm / W.51,5cm / D.51,5cm |  Swivel armchair 4 spoke aluminum base H.80,5cm / W.57cm / D.51,5cm |  High chair Sled frame H.112cm / W.46,5cm / D.51,5cm |  Counter chair Sled frame H.102cm / W.46,5cm / D.49cm |
|  Swivel chair 4 spoke aluminum swivel base + casters H.80,5cm / W.51,5cm / D.51,5cm |  Swivel armchair 4 spoke aluminum swivel base + casters H.80,5cm / W.57cm / D.51,5cm |  Swivel chair 5 spoke aluminum swivel base + casters H.87,5-76,5cm / W.65cm / D.65cm |  Swivel armchair 5 spoke aluminum swivel base + casters H.87,5-76,5cm / W.65cm / D.65cm |  4 leg frame + casters H.81cm / W.49cm / D.52cm |  4 leg frame + casters + writing tablet + basket H.81cm / W.61cm / D.69cm |

OVERVIEW

| | | | | | | | |
|---|---|---|--|---|--|--|---|
|  High stool Sled frame H.101cm / W.44cm / D.47cm |  Medium stool Sled frame H.91cm / W.41,5cm / D.43cm |  High stool Swivel base H.102cm / W.41,5cm / D.43cm |  Medium stool Swivel base H.91cm / W.41cm / D.43cm |  High stool 4 leg frame H.101cm / W.45,5cm / D.48cm |  Medium stool 4 leg frame H.91cm / W.42cm / D.45cm |  High stool 4 wooden leg H.101cm / W.41cm / D.45,5cm |  Medium stool 4 wooden leg H.91cm / W.41cm / D.45,5cm |
|  Bench 2-5 seater H.81cm / W.104cm, 161cm, 218cm, 275cm / D.52cm | | | | UPHOLSTERY OPTIONS | | | |
| | | | |  Tight upholstery |  Soft fibre upholstery |  Horizontal stitching |  Quilted upholstery |
| FINISHES | | | | ACCESSORIES | | | |
| METAL FRAMES | In chrome or micro-textured powder coated in colours M1 and M2 from the metallic swatch card. The die cast aluminum swivel bases are available in polished finishing or micro-textured powder coated paint in black or white. | | | Page 324 | | | |
| WOODEN LEGS | Are produced in solid oak and are available in any of the oak finishes from the wood swatch card. | | | Page 326 | | | |
| PLASTIC | Available in colours PP1 from the polypropylene swatch card. | | | Page 330 | | | |
| UPHOLSTERY | Available in all the upholstery materials indicated in the finishes book. The shells are available with four versions of upholstery: straight, soft, quilted or with horizontal seams. | | | Page 294 | | | |
| | | | |  Reinforced sled frame |  Linking clips |  Trolley | |

Varya

Wood

Designed by
Simon Pengelly

EN • The VARYA WOOD collection is a transversal collection of wooden shell chairs, stools and benches that expands the possibilities of the wide VARYA family keeping the same transversal, refined and timeless spirit. With a neutral yet friendly and welcoming design thanks to the use of natural wood veneers, this collection is designed to inspire cosy and versatile environments in both residential and public spaces. Different chairs, armchairs, stools and benches are generated by combining sleek wooden seats with an extense range of bases configuring one of the largest and most complete families on the market.

ES • La colección VARYA WOOD es una colección transversal de sillas de madera, taburetes y bancos que amplía las posibilidades de la familia VARYA manteniendo el mismo espíritu transversal, refinado y atemporal. Con un diseño neutral pero amigable y acogedor gracias al uso de chapas de madera natural, esta colección está diseñada para inspirar ambientes acogedores y versátiles tanto en espacios residenciales como públicos. Diferentes sillas, sillones, taburetes y bancos se generan combinando elegantes asientos de madera con una amplia gama de bases que configuran una de las familias más grandes y completas del mercado.

FR • La collection VARYA WOOD est une collection transversale de chaises, tabourets et bancs en bois qui élargit les possibilités de la vaste famille VARYA tout en conservant le même esprit transversal, raffiné et intemporel. Avec un design neutre mais convivial et accueillant grâce à l'utilisation de placages en bois naturel, cette collection est conçue pour inspirer des environnements confortables et polyvalents dans les espaces résidentiels et publics. Différentes chaises, fauteuils, tabourets et bancs sont générés en combinant d'élégants sièges en bois avec une large gamme de bases qui constituent l'une des familles les plus grandes et les plus complètes du marché.




















Varya Wood











Varya Wood

● STACKABLE ● GREENGUARD CERTIFIED

OVERVIEW

| | | | | | |
|---|--|--|---|--|---|
|  Chair 4 leg frame H.81cm / W.57cm / D.51,5cm |  Chair 4 leg frame + writing tablet H.81cm / W.57cm / D.51,5cm |  Armchair 4 leg frame H.81cm / W.61cm / D.52cm |  Chair Sled frame H.81cm / W.56cm / D.50cm |  Chair Sled frame + writing tablet H.81cm / W.56cm / D.50cm |  Armchair Sled frame H.81cm / W.63cm / D.50cm |
|  Chair (non stackable) 4 leg frame H.81cm / W.48cm / D.50cm |  Chair 4 wooden leg frame H.80,5cm / W.48cm / D.50,5cm |  Swivel chair 4 spoke steel base H.81cm / W.48cm / D.50cm |  Swivel armchair 4 spoke steel base H.81cm / W.57cm / D.50cm |  Swivel chair 4 spoke aluminum base H.80,5cm / W.51,5cm / D.51,5cm |  Swivel armchair 4 spoke aluminum base H.80,5cm / W.57cm / D.51,5cm |
|  Swivel chair 4 spoke aluminum swivel base + casters H.82,5cm / W.51,5cm / D.51,5cm |  Swivel armchair 4 spoke aluminum swivel base + casters H.82,5cm / W.57cm / D.51,5cm |  Swivel chair 5 spoke aluminum swivel base + casters H.89-77cm / W.65cm / D.65cm |  Swivel armchair 5 spoke aluminum swivel base + casters H.89-77cm / W.65cm / D.65cm |  Bench 2-5 seater H.81cm / W.104cm, 161cm, 218cm, 275cm / D.52cm | |

OVERVIEW

| | | | | | | | |
|--|---|---|--|---|--|--|---|
|  High stool Sled frame H.101cm / W.44cm / D.47cm |  Medium stool Sled frame H.91cm / W.41,5cm / D.43cm |  High stool Swivel base H.101cm / W.41cm / D.43cm |  Medium stool Swivel base H.91cm / W.41cm / D.43cm |  High stool 4 leg frame H.101cm / W.45,5cm / D.48cm |  Medium stool 4 leg frame H.91cm / W.42cm / D.45cm |  High stool 4 wooden leg H.101cm / W.41cm / D.45,5cm |  Medium stool 4 wooden leg H.91cm / W.41cm / D.45,5cm |
|--|---|---|--|---|--|--|---|

SEAT SHELLS

| | | |
|---|---|--|
|  Beech veneer |  Oak veneer |  Walnut veneer |
|---|---|--|

UPHOLSTERY

| |
|---|
|  Upholstered seat pad |
|---|

FINISHES

| | | |
|---------------|---|----------|
| METAL FRAMES | In chrome or micro-textured powder coated in colours M1 and M2 from the metallic swatch card. The die cast aluminum swivel bases are available in polished finishing or micro-textured powder coated paint in black or white. | Page 324 |
| WOODEN LEGS | Produced in solid oak and are available in any of the oak finishes from the wood swatch card. | Page 326 |
| WOODEN SHELLS | Available in any of the beech, oak and walnut finishes from the wood swatch card. | Page 326 |
| UPHOLSTERY | Available in all the upholstery materials indicated in the finishes book. | Page 294 |

Varya

XL

Designed by
Simon Pengelly

EN • Designed by Simon Pengelly, the VARYA XL collection was born with the aim of completing the extense VARYA family with a new collection of seats with wider dimensions that provide extra comfort as well as new functionalities. Both collections, VARYA and VARYA XL make up a complete and extense family of versatile and customizable chairs that stand out for their essential and timeless design and are easily integrated into different spaces and contexts.

ES • Diseñada por Simon Pengelly, la colección VARYA XL nace con el objetivo de completar la extensa familia VARYA con una nueva colección de asientos de dimensiones más generosas que aportan un confort extra así como nuevas funcionalidades. Ambas colecciones, configuran una completa y amplia familia de sillas versátiles y personalizables que destacan por su diseño esencial y atemporal y que se integran con facilidad en espacios y contextos diversos.

FR • Conçue par Simon Pengelly, la collection VARYA XL a été créée dans le but de compléter la vaste famille VARYA avec une nouvelle collection de sièges aux dimensions plus généreuses qui offrent un confort accru ainsi que de nouvelles fonctionnalités. Les deux collections constituent une famille complète et étendue de chaises polyvalentes et personnalisables qui se distinguent par leur design essentiel et intemporel et qui s'intègrent facilement dans différents espaces et contextes.



















Varya XL



● STACKABLE ● GREENGUARD CERTIFIED

OVERVIEW

| | | | | |
|---|---|---|---|--|
|  4 leg frame H.81,5cm / W.60cm / D.52cm |  4 leg frame Non stackable armchair H.82,5cm / W.67cm / D.52,5cm |  4 leg frame Stackable armchair H.82,5cm / W.69cm / D.52,5cm |  Sled frame H.81,5cm / W.61cm / D.50cm | |
|  4 leg frame (non stackable) H.82,5cm / W.52cm / D.50cm |  4 plastic leg frame H.83cm / W.52cm / D.50cm |  4 wooden leg frame H.82,5cm / W.52cm / D.50cm |  4 spoke wooden swivel base H.81cm / W.52cm / D.50cm |  4 spoke wooden swivel base + arms H.81cm / W.67,5cm / D.50cm |
|  4 spoke aluminum swivel base H.85cm / W.52cm / D.51cm |  4 spoke aluminum swivel base + arms H.85cm / W.67,5cm / D.51cm |  5 spoke aluminum swivel base + casters + gas lift H.87-75cm / W.61,5cm / D.64cm |  5 spoke aluminum swivel base + casters + gas lift + arms H.87-75cm / W.67,5cm / D.64cm | |
|  4 leg frame + casters + basket H.83cm / W.52cm / D.53cm |  4 leg frame + casters + basket + writing tablet H.83cm / W.61cm / D.69cm |  Bench 2-5 seater H.81cm / W.104cm, 161cm, 218cm, 275cm / D.52cm | | |

UPHOLSTERY OPTIONS




ARMPAD OPTIONS



Wooden arm pad

Aluminum arm pad

ACCESSORIES



Linking clips

Trolley

FINISHES

| | | |
|--------------|---|----------|
| METAL FRAMES | In chrome or micro-textured powder coated in colours M1 and M2 from the metallic swatch card. The die cast aluminum swivel bases are available in polished finishing or micro-textured powder coated paint in black or white. | Page 324 |
| WOODEN LEGS | Are produced in solid oak and are available in any of the oak finishes from the wood swatch card. | Page 326 |
| PLASTIC | Surface with a matt non-slip micro texture. Available in colours PP1 from our polypropylene swatch card. | Page 330 |
| UPHOLSTERY | Available in all the upholstery materials indicated in the finishes book. The mono-shells are available with four versions of upholstery: straight, soft, quilted or with horizontal seams. | Page 294 |

Wabao

Designed by
Florent Coirier

EN • Designed by Florent Coirier, the WABAO collection is born from the pursuit of refinement and beauty. The collection is a synthesis of organic design, timeless elegance, and functionality. Comprising four elements: lounge armchair, armchair, pouf and side table, this collection combines elegance with sustainability and functionality. Its smooth, enveloping and organic lines radiate warmth and harmony while providing a welcoming comfort.

ES • Diseñada por Florent Coirier, la colección WABAO nace de la búsqueda del refinamiento y la belleza. La colección es una síntesis de diseño orgánico, elegancia atemporal y funcionalidad. Compuesta por cuatro elementos: sillón lounge, butaca, puf y mesa auxiliar, esta colección combina elegancia con sostenibilidad y funcionalidad. Sus líneas suaves, envolventes y orgánicas irradian calidez y armonía a la vez que proporcionan un confort acogedor.

FR • Conçue par Florent Coirier, la collection WABAO est née d'une quête de raffinement et de beauté. La collection est une synthèse de design organique, d'élégance intemporelle et de fonctionnalité. Composée de quatre éléments : chaise longue, fauteuil, pouf et table d'appoint, cette collection fusionne l'élégance, la durabilité et la fonctionnalité. Ses lignes douces, captivantes et organiques répandent chaleur et harmonie tout en offrant un confort agréable.



Wabao

OVERVIEW

| | | | |
|--|--|---|---|
|  <p>Multipurpose armchair H.80cm / W.59,5cm / D.60cm</p> |  <p>Lounge armchair H.78cm / W.84cm / D.75,5cm</p> |  <p>Side table H.37cm / W.53cm / D.66cm</p> |  <p>Pouf H.42cm / W.57cm / D.46cm</p> |
|--|--|---|---|

FINISHES

| | | |
|------------|---|----------|
| UPHOLSTERY | Available in all the upholstery materials indicated in the finishes book. | Page 294 |
| TABLETOPS | Available oak veneer, walnut veneer, solid HPL, solid HPL STONES, solid FENIX® and lacquered MDF in colours W1 and W2 from our tabletops swatch card. | Page 336 |



Wudi

Designed by
Francesc Rifé

EN • Wudi is a collection of armchairs, benches and side tables for lounge areas that combine tradition and modernity through the use of wood. The armchair is a timeless and comfortable design, characterized by its expressive armrests. A backrest supported by a fabric stretched like a sail contributes to the light and relaxed spirit of the piece.

ES • Wudi es una colección de butacas, bancos y mesas auxiliares para zonas lounge que combinan tradición y modernidad a través del uso de la madera. La butaca es un diseño elegante, atemporal y cómodo, caracterizado por unos brazos expresivos. Un respaldo que se apoya sobre un tejido tensado a modo de vela contribuye al espíritu ligero y relajado de la pieza.

FR • Wudi est une collection de fauteuils, canapés et tables d'appoint pour les espaces lounge qui allient tradition et modernité grâce à l'utilisation du bois. Le fauteuil dévoile un design élégant, intemporel et confortable, caractérisé par des accoudoirs expressifs. Un dossier soutenu par un tissu tendu comme une voile contribue à l'esprit léger et décontracté de la pièce.



Wudi

OVERVIEW

| | | | |
|--|---|--|--|
|  <p>Armchair H.74,5cm / W.75,5cm / D.77cm</p> |  <p>2 seater sofa W135cm H.74,5cm / W.136cm / D.77cm</p> |  <p>Ottoman 60x45cm H.41cm / W.61cm / D.47cm</p> |  <p>Ottoman bench 120x45cm H.41cm / W.121cm / D.47cm</p> |
|  <p>Side table 60x45cm H.33,5cm / W.120cm / D.45cm</p> |  <p>Side table 60x45cm with magazine rack H.33,5cm / W.120cm / D.45cm</p> |  <p>Coffee table 120x45cm H.33,5cm / W.120cm / D.45cm</p> |  <p>Coffee table 120x45cm with magazine rack H.33,5cm / W.120cm / D.45cm</p> |

UPHOLSTERY OPTION



Back support in different material.

FINISHES

UPHOLSTERY Removable upholstery available in all the upholstery materials indicated in the finishes book. Optionally the back support can be upholstered in a different material. Page 294

TABLETOPS In any of the oak finishes from the oak swatch card. Page 336

WOODEN FRAMES In any of the oak finishes from the oak swatch card. Page 326



Xail

Designed by
Studio Inclass

EN • XAIL is a collection of armchairs for lounge areas that are characterized by their comfort and a timeless design of essential elegance. A generous seat characterized by its relaxed and flowing shape can be combined with different bases to configure welcoming armchairs to rest and unwind. XAIL seat shells are available with three upholstery options: standard, with horizontal stitching or soft.

ES • XAIL es una colección de butacas para zonas lounge que se caracterizan por su comodidad y un diseño atemporal de elegancia esencial. Un amplio asiento caracterizado por su formas relajada y fluida que puede combinarse con diferentes bases para configurar acogedores sillones para descansar y desconectar. Las carcasas de los asientos XAIL están disponibles con tres opciones de tapizado: estándar, con costuras horizontales o soft.







FR • XAIL est une collection de fauteuils pour les espaces lounge qui se caractérisent par leur confort et un design intemporel d'une élégance essentielle. Un siège généreux caractérisé par sa forme décontractée et fluide qui peut être combiné avec différents piétements pour configurer des fauteuils accueillants pour se reposer et se détendre. Les coques XAIL sont disponibles avec trois options de tapisserie : standard, avec surpiqûres horizontales ou souple.








● GREENGUARD CERTIFIED

OVERVIEW

TIGHT UPHOLSTERY

| | | | | | |
|---|---|---|---|--|---|
|  |  |  |  |  |  |
| Lounge armchair with sled frame H:76,5cm / W:66cm / D:71cm | Lounge armchair with 4 leg frame and wooden arms H:76,5cm / W:79cm / D:71cm | Lounge armchair with 4 leg frame and upholstered arms H:76,5cm / W:79cm / D:71cm | Lounge armchair with 4 spoke aluminum base H:76,5cm / W:62cm / D:71cm | Lounge armchair with 4 spoke aluminum base and wooden arms H:76,5cm / W:79cm / D:71cm | Lounge armchair with 4 spoke aluminum base and upholstered arms H:76,5cm / W:79cm / D:71cm |

HORIZONTAL STITCHING UPHOLSTERY

| | | | | | |
|---|---|---|---|--|---|
|  |  |  |  |  |  |
| Lounge armchair with sled frame H:76,5cm / W:66cm / D:71cm | Lounge armchair with 4 leg frame and wooden arms H:76,5cm / W:79cm / D:71cm | Lounge armchair with 4 leg frame and upholstered arms H:76,5cm / W:79cm / D:71cm | Lounge armchair with 4 spoke aluminum base H:76,5cm / W:62cm / D:71cm | Lounge armchair with 4 spoke aluminum base and wooden arms H:76,5cm / W:79cm / D:71cm | Lounge armchair with 4 spoke aluminum base and upholstered arms H:76,5cm / W:79cm / D:71cm |

SOFT UPHOLSTERY

| | | | | | |
|---|---|---|---|--|---|
|  |  |  |  |  |  |
| Lounge armchair with sled frame H:77cm / W:66cm / D:71,5cm | Lounge armchair with 4 leg frame and wooden arms H:77cm / W:79cm / D:71,5cm | Lounge armchair with 4 leg frame and upholstered arms H:77cm / W:79cm / D:71,5cm | Lounge armchair with 4 spoke aluminum base H:77cm / W:62cm / D:71,5cm | Lounge armchair with 4 spoke aluminum base and wooden arms H:76,5cm / W:79cm / D:71,5cm | Lounge armchair with 4 spoke aluminum base and upholstered arms H:76,5cm / W:79cm / D:71,5cm |

FINISHES

| | | |
|-----------------|---|----------|
| UPHOLSTERY | Available in all the upholstery materials indicated in the finishes book. | Page 294 |
| STEEL FRAMES | Micro-textured powder coated in colours M1 and M2 from the metallic swatch card. | Page 324 |
| ALUMINUM BASES | Micro-textured powder coated in colours M1 and M2 from the metallic swatch card or polished finish. | Page 324 |
| WOODEN ARM PADS | Produced in solid oak and are available in any of the oak finishes from the wood swatch card. | Page 326 |





Finishes




This section shows an overview of all our finishes for the different materials.

The tone and colour of the finishes shown are for guidance only and may differ from the real finishes due to variations in printing. For an accurate view of the finishes please refer to our sample cards with real physical samples.

Upholstery

All our upholstered products are locally handcrafted, making each piece unique.



G1 - ASIS

TECHNICAL DATA

Composition:
100% polyester

Light fastness:
5 - 6, ISO 105 B02, Method 2

Abrasion:
100.000 Martindale EN ISO 12947-2

Resistance to pilling:
4 - 5, ISO 12945-2

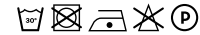
Rubbing fastness in humid state:
4, ISO 105-X12

Rubbing solvents:
4, ISO 105-X12

Tear strength:
Warp 140N,
Weft 110N, EN ISO 13937-3

Flammability:
EN 1021 - 1/2
BS 5852 0
BS 7176 Low Hazard
CAL TB 117 Section 1
NFPA 260 Class 1
Regulation n° 118 UNECE Annexed 6
IMO MSC.307 (88) Annexed I Part 8

Width: 140cm
Weight: 335gr/m²



***Batch to batch variations may occur within commercial tolerances.

- The real colours and tones of the fabrics may differ from the digital image due to the scan process and the colour calibration of the different screens. Always request real fabric samples before ordering.
- Consult our Fabric and Leather Matrix to know about the availability of this material by product line.

COLOURS



G2 - JORDAN ^{NEW}

TECHNICAL DATA

Composition:
100% polyester

Light fastness:
5, ISO 105 B02

Abrasion:
100.000 Martindale EN ISO 12947- 1, 2

Resistance to pilling:
4 - 5, ISO 12945-2

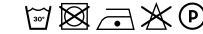
Fastness to rubbing:
Wet 5
Dry 5, ISO 105 - X12

Tear strength:
Warp 180, 2N
Weft 174, 3N, EN ISO 13937-3

Seam slippage:
Warp 1,6N
Weft 2,0N, EN ISO 13936-2

Tensile strength:
Warp 1257N
Weft 1189N, EN ISO 13934-1

Width: ±146cm
Weight: ±360gr/m²



***Batch to batch variations may occur within commercial tolerances.

- The real colours and tones of the fabrics may differ from the digital image due to the scan process and the colour calibration of the different screens. Always request real fabric samples before ordering.
- Consult our Fabric and Leather Matrix to know about the availability of this material by product line.

COLOURS



TECHNICAL DATA

Composition:
95% PES, 5% cotton

Light fastness:
5-6, UNE 40187 - BS1006-B2

Abrasion:
>38.000 Martindale EN ISO 12947-2

Resistance to pilling:
4 - 5, ISO 12945-1

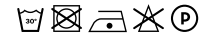
Rubbing fastness in humid state:
4 - 5, ISO 105-D01

Rubbing solvents:
4 - 5, ISO 105-D01

Tear strength:
Warp 2mm
Wet 2,1mm, EN ISO 13937-2

Characteristics:
Instalimp® treatment.

Width: ±140cm
Weight: ±445gr/m²



***Batch to batch variations may occur within commercial tolerances.



- The real colours and tones of the fabrics may differ from the digital image due to the scan process and the colour calibration of the different screens. Always request real fabric samples before ordering.
- Consult our Fabric and Leather Matrix to know about the availability of this material by product line.

COLOURS



TECHNICAL DATA

Composition:
100% polyester

Light fastness:
5, ISO 105 B02, Method 2

Abrasion:
90.000 Martindale EN ISO 12947-2

Resistance to pilling:
4 - 5, ISO 12945-2

Rubbing fastness in humid state:
5, ISO 105-X12

Rubbing solvents:
4 - 5, ISO 105-X12

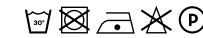
Tear strength:
Warp 3,7mm
Weft 4,0mm, EN ISO 13936-2

Seam strength:
Warp 75,6N
Weft 65,1N, EN ISO 13937-3

Flammability:
EN 1021 - 1 (cigarette)

Environment:
OEKO - TEX® Standard 100

Width: 140cm
Weight: 250gr/m²



***Batch to batch variations may occur within commercial tolerances.



- The real colours and tones of the fabrics may differ from the digital image due to the scan process and the colour calibration of the different screens. Always request real fabric samples before ordering.
- Consult our Fabric and Leather Matrix to know about the availability of this material by product line.

COLOURS



G2 - PIXEL

TECHNICAL DATA

Composition:
100% polyolefin

Light fastness:
5 - 6, UNE-EN ISO 105-B02, Method 2

Abrasion:
40.000 Martindale EN ISO 12947-2

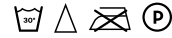
Resistance to pilling:
4 - 5, UNE-EN 12945-2

Dye fastness to rubbing:
Wet 4 - 5
Dry 4 - 5, UNE-EN ISO 105-X12

Tear resistance:
Warp 120N
Weft 130N UNE-EN ISO 13937-3

Flammability
EN 1021-1 (cigarette)
BS 5852-0 (cigarette)
CAL TB 117 Section 1
NFPA 260 Clase 1

Width: 140cm
Weight: 255gr/m²



***Batch to batch variations may occur within commercial tolerances.



- The real colours and tones of the fabrics may differ from the digital image due to the scan process and the colour calibration of the different screens. Always request real fabric samples before ordering.
- Consult our Fabric and Leather Matrix to know about the availability of this material by product line.

COLOURS



⌵ GO TO INDEX ⌵

G2 - CORA

TECHNICAL DATA

Composition:
100% polyester

Light fastness:
5 EN ISO 105-B02, Method2

Abrasion:
83.000 Martindale EN ISO 12947-1, 2

Resistance to pilling:
4, EN ISO 12945-2

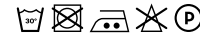
Rubbing fastness in humid state:
5, ISO 105-X12

Rubbing solvents:
5, ISO 105-X12

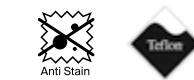
Seam strength:
Warp 2,5mm
Weft 3,7mm, ISO 13936-2

Tear strength:
Warp exceed 154,2N
Weft exceed 112,3N, EN ISO 13937-3

Width: 140cm
Weight: 330gr/m²



***Batch to batch variations may occur within commercial tolerances.



- The real colours and tones of the fabrics may differ from the digital image due to the scan process and the colour calibration of the different screens. Always request real fabric samples before ordering.
- Consult our Fabric and Leather Matrix to know about the availability of this material by product line.

COLOURS



⌵ GO TO INDEX ⌵

G2 - HILTON

TECHNICAL DATA

Composition:
100% polyester

Light fastness:
4, ISO 105 B02

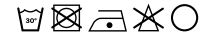
Abrasion:
>25.000 Martindale ISO 12947-2

Resistance to pilling:
4 - 5, ISO 12945-2

Tear strength:
Warp 63N
Weft 63N, ISO13937-3

Dye fastness to rubbing:
Weft 4 - 5, Dry 4 - 5, ISO 105X12

Width: 140cm
Weight: 380gr/m²



***Batch to batch variations may occur within commercial tolerances.



COLOURS



- The real colours and tones of the fabrics may differ from the digital image due to the scan process and the colour calibration of the different screens. Always request real fabric samples before ordering.
- Consult our Fabric and Leather Matrix to know about the availability of this material by product line.

G2 - ADDO

TECHNICAL DATA

Composition:
80% polyester, 20% cotton

Light fastness:
5, ISO 105 B02, Method 2

Abrasion:
40.000 Martindale ISO 12947-1, 2

Resistance to pilling:
4, ISO 12945-2

Rubbing fastness in humid state:
3, ISO 105-X12

Rubbing solvents:
4 - 5, ISO 105-X12

Seam strength:
Warp 3mm
Weft 2mm, ISO 13936-2

Tear strength:
Warp exceed 175,1N
Weft exceed 120,7N, EN ISO 13937-3

Flammability:
EN 1021 - (cigarette)

Width: 140cm
Weight: 365gr/m²



***Batch to batch variations may occur within commercial tolerances.



- The real colours and tones of the fabrics may differ from the digital image due to the scan process and the colour calibration of the different screens. Always request real fabric samples before ordering.
- Consult our Fabric and Leather Matrix to know about the availability of this material by product line.

COLOURS



TECHNICAL DATA

Composition:
71% polyester, 18% modacrylic,
8% recycled cotton, 3% polyamide

Light fastness:
4 - 5, ISO 105 B02

Abrasion:
60.000 Martindale ISO 12947

Resistance to pilling:
5, ISO 12945-2

Fastness to rubbing:
4 - 5, ISO 105-X12

Tensile strength:
>350N, ISO 13934-1

Tear strength:
>20N, BS 4303,
>3N, DIN 53859-5

Flammability:
EN 1021 - 1 (cigarette)
EN 1021 - 2 (match)
BS 5852 (cigarette)

Environment:
Oeko-Tex® standard 100

Characteristics:
Anti-stain protection.
Antibacterial and virus protection protection

Width: ±140cm
Weight: ±518gr/m



***Batch to batch variations may occur within commercial tolerances.



- The real colours and tones of the fabrics may differ from the digital image due to the scan process and the colour calibration of the different screens. Always request real fabric samples before ordering.
- Consult our Fabric and Leather Matrix to know about the availability of this material by product line.

COLOURS



TECHNICAL DATA

Composition:
98% recycled polyester, 2% polyester.

Light fastness:
5 - 8, ISO 105 B02

Abrasion:
100.000 Martindale ISO 12947-2

Resistance to pilling:
4 - 5, ISO 12945-2

Fastness to rubbing:
Wet 4 - 5,
Dry 4 - 5, ISO 105-X12

Flammability:
EN 1021 - 1 (cigarette)
EN 1021 - 2 (match)
CA TB 117-2013.
ASTM E 84 Class 1

Environment:
Oeko-Tex® standard 100
Complies with EU Ecolabel

Width: ±140cm
Weight: ±420gr/m²




***Batch to batch variations may occur within commercial tolerances.



- The real colours and tones of the fabrics may differ from the digital image due to the scan process and the colour calibration of the different screens. Always request real fabric samples before ordering.
- Consult our Fabric and Leather Matrix to know about the availability of this material by product line.

COLOURS



TECHNICAL DATA

Composition:
69% PES, 30% cotton, 1% polyamide

Light fastness:
4 - 5, ISO 105 B02

Abrasion:
70.000 Martindale ISO 12947 - BS 2543

Resistance to pilling:
4 - 5, ISO 12945-2

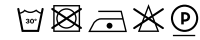
Fastness to rubbing:
Wet 4 - 5
Dry 4

Seam splingge:
Warp <3mm
Weft <4mm

Flammability:
BS 5852 Part 1

Environment:
Oeko-Tex® standard 100

Width: ±140cm
Weight: ±570gr/m²



***Batch to batch variations may occur within commercial tolerances.



- The real colours and tones of the fabrics may differ from the digital image due to the scan process and the colour calibration of the different screens. Always request real fabric samples before ordering.
- Consult our Fabric and Leather Matrix to know about the availability of this material by product line.

COLOURS



TECHNICAL DATA

Composition:
Topcoat: 70% Vinyl, 30% PU.
Backing: 100% Microfiber Polyester

Light fastness:
>4

Abrasion:
>100.000 Martindale

Breaking strength:
Warp >180N
Weft >330N, ISO 1421

Tear strength:
Warp >25N/cm
Weft >28N/cm, ISO 4674-1

Flex Bally:
>100.000 cycles

Width: ±140cm
Weight: ±853gr/m²



***Batch to batch variations may occur within commercial tolerances.

- The real colours and tones of the fabrics may differ from the digital image due to the scan process and the colour calibration of the different screens. Always request real fabric samples before ordering.
- Consult our Fabric and Leather Matrix to know about the availability of this material by product line.

COLOURS



G3 - RIVET By Camira

TECHNICAL DATA

Composition:
100% REPREVE® recycled polyester

Light fastness:
6, EN ISO 105-B02, Method 3

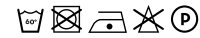
Abrasion:
≥80.000 Martindale EN ISO 12947-2

Fastness to rubbing:
Wet 4
Dry 4, ISO 105 X12

Flammability:
EN 1021 - 1 (cigarette)
EN 1021 - 2 (match)
BS 7176 Low Hazard
UNI 9175 Class 1M

Environment:
Complies with EU Ecolabel.
Certificate Indoor Advantage™ Gold.

Width: 140cm
Weight: 280gr/m²




***Batch to batch variations may occur within commercial tolerances.



- The real colours and tones of the fabrics may differ from the digital image due to the scan process and the colour calibration of the different screens. Always request real fabric samples before ordering.
- Consult our Fabric and Leather Matrix to know about the availability of this material by product line.

COLOURS



26

⌵ GO TO INDEX ⌵

G3 - ERA By Camira

TECHNICAL DATA

Composition:
100% polyester

Light fastness:
5, EN ISO 105 B02

Abrasion:
≥100.000 Martindale EN ISO 12947

Fastness to rubbing:
Wet 4
Dry 4, ISO 105 X12

Flammability:
EN 1021 - 1 (cigarette)
EN 1021 - 2 (match)
BS 7176 Low Hazard
EN 13501-1 Adhered Class B, s1, d0
EN 13501-1 Un-adhered Class C, s1, d0

Environment:
OEKO-TEX® Standard 100
Certificate Indoor Advantage™ Gold

Width: 140cm
Weight: 320gr/m²



***Batch to batch variations may occur within commercial tolerances.




- The real colours and tones of the fabrics may differ from the digital image due to the scan process and the colour calibration of the different screens. Always request real fabric samples before ordering.
- Consult our Fabric and Leather Matrix to know about the availability of this material by product line.

COLOURS



19




3

27

26

29



16

34

1

2




45

11

13

21



46

39

40

14

⌵ GO TO INDEX ⌵

G3 - MEDLEY By Gabriel

TECHNICAL DATA

Composition:
100% polyester

Light fastness:
5 - 7, EN ISO 105 B02

Abrasion:
75.000 Martindale EN ISO 12947-2

Resistance to pilling:
4, EN ISO 12945-2

Fastness to rubbing:
Wet 4 - 5
Dry 4 - 5, ISO 105 X12

Flammability:
BS EN 1021 1&2 Cigarette and Match
BS EN 1021-1 Cigarette
BS 5852 Part 1 0,1 Cigarette and Match
BS 476 Part 7, class 2
Class Uno UNI 9174 - UNI 8457
ÖNORM B 3825-B2-3800-Q1 UK
CA TB 117
ASTM E 84

Environment:
Oeko-Tex® standard 100
100% free of heavy metals.

Width: 140cm
Weight: 510gr/m²



***Batch to batch variations may occur within commercial tolerances.



- The real colours and tones of the fabrics may differ from the digital image due to the scan process and the colour calibration of the different screens. Always request real fabric samples before ordering.
- Consult our Fabric and Leather Matrix to know about the availability of this material by product line.

COLOURS



⌞ GO TO INDEX ⌞

G4 - MAIN LINE FLAX By Camira

TECHNICAL DATA

Composition:
75% virgin wool, 25% flax

Light fastness:
5, ISO 105 B02

Abrasion:
≥50.000 Martindale EN ISO 12947-2:1999


Resistance to pilling:
4 - 5, ISO 12945-2

Fastness to rubbing:
Wet 3.
Dry 4, ISO 105 X12

Flammability:
EN 1021 - 1 (cigarette)
EN 1021 - 2 (match)
BS 7176 Low Hazard
BS 5852 Ignition source 5
BS 7176 Medium Hazard
NF D 60-013
ÖNORM B 3825 & A 3800-1
UNI 9175 Class 1IM
BS 5867-2: Type B Curtains & Drapes
IMO FTP Code (Part 8)

Environment:
Complies with EU Ecolabel.
Certificate Indoor Advantage™ Gold.

Width: 140cm
Weight: 437gr/m²



***Batch to batch variations may occur within commercial tolerances.



- The real colours and tones of the fabrics may differ from the digital image due to the scan process and the colour calibration of the different screens. Always request real fabric samples before ordering.
- Consult our Fabric and Leather Matrix to know about the availability of this material by product line.

COLOURS



⌞ GO TO INDEX ⌞

TECHNICAL DATA

Composition:
48% wool, 41% recycled polyester,
9% polyamide, 2% polyester

Light fastness:
5 - 7, EN ISO 105 B02

Abrasion:
90,000 Martindale EN ISO 12947-2

Resistance to pilling:
4 - 5, ISO 12945-2

Fastness to rubbing:
Wet 4 - 5
Dry 4 - 5, ISO 105 X12

Flammability:
EN 1021 - 1 (cigarette)
EN 1021 - 2 (match)
BS 5852 Crib 5
CA TB 117-2013
Class Uno UNI 9175 Class 11 EMME

Environment:
Oeko-Tex® standard 100
Complies with EU Ecolabel

Width: 140cm
Weight: 370gr/m²



***Batch to batch variations may occur within commercial tolerances.



- The real colours and tones of the fabrics may differ from the digital image due to the scan process and the colour calibration of the different screens. Always request real fabric samples before ordering.
- Consult our Fabric and Leather Matrix to know about the availability of this material by product line.

COLOURS



⌵ GO TO INDEX ⌵

TECHNICAL DATA

Composition:
Topcoat: 100% Vinyl
Backing: 100% Polyester Hi-Loft2TM

Light fastness:
1000 hours, XENOTEST DIN 54004/NTC 1479

Abrasion:
300.000 cycles de Martindale EN ISO 12947 Part 2

Cold crack resistance:
-23°C

Characteristics:
Antimicrobial protection
Anibacterial protection
Antimycotic protection

Flammability:
EU: EN 1021 Part 1 y 2
ES: UNE 23.727-90 1R/M.2
FR: NF P 92-503/M2
DE: DIN 4102 B2
IT: UNI 9175 (1987) / UNI 9175/FA1 (1994) Classe 1.1M (UNO I EMME)
AT: ÖNORM B 3825, Gruppe 1 - Schwerebrennbares Verhalten
AT: ÖNORM A 3800 Teil 1, Qualmbildungsklasse Q1 - schwachqualmend
IMO FTP 2010 Code MSC.307 (88) Part 8 3.1 & 3.2
US: FMVSS 302
US: FAR 25/853 (MED) Marine Equipment Directive
ECE R118.02 (replaces Directive 95/28/CE) Annexes 6, 7 & 8
EN 71-2:2006+At:2007 - Toy safety - Parte 2: Inflammability

Width: 140cm
Weight: 685gr/m²



***Batch to batch variations may occur within commercial tolerances.



- The real colours and tones of the fabrics may differ from the digital image due to the scan process and the colour calibration of the different screens. Always request real fabric samples before ordering.
- Consult our Fabric and Leather Matrix to know about the availability of this material by product line.

COLOURS



⌵ GO TO INDEX ⌵

TECHNICAL DATA

Composition:
100% trevira CS

Light fastness:
5 - 7, EN ISO 105 B02

Abrasion:
100.000 Martindale EN ISO 12947

Resistance to pilling:
4 - 5, ISO 12945-2

Fastness to rubbing:
Wet 4 - 5
Dry 4 - 5, ISO 105 X12

Flammability:
IMO MSC 307(88) Annex 1 part 8
MED
Certificate IMO
DIN 4102 B1
NFP 92-503/504/505 M1
BS EN 10211&2 Cigarette and Match
BS EN 1021-1 Cigarette
BS 5852 Part 1 0,1 Cigarette and Match
BS 5852 Crib 5
ÖNORM B 3825-B1-3800-Q1 UK
FAR/JAR 25.853 (a) (i) (ii)
BS 7176 Medium hazard
AM 18 - NF D 60-013-(only for fabric)
CA TB 117-2013
Class Uno UNI 9175 Class 11 EMME
DIN EN 13501-1 B-s1,d0

Environment:
Oeko-Tex® standard 100
100% free of heavy metals.

Width: 140cm
Weight: 470gr/m²




***Batch to batch variations may occur within commercial tolerances.



- The real colours and tones of the fabrics may differ from the digital image due to the scan process and the colour calibration of the different screens. Always request real fabric samples before ordering.
- Consult our Fabric and Leather Matrix to know about the availability of this material by product line.

COLOURS



⌞ GO TO INDEX ⌞

TECHNICAL DATA

Composition:
Topcoat: 100% polyurethane.
Backing: 100% rayon

Light fastness:
40 hours, XENOTEST DIN 54004/NTC 1479

Abrasion:
≥300.000 Martindale EN ISO 12947 Part 2

Cold crack resistance:
-23°C

Characteristics:
Antibacterial protection

Flammability:
EU: EN 1021 Part 1 y 2
US: FMVSS 302
UK: BS 5852 Part 2 CRIB 5
IMO FTP 2010 Code MSC.307 (88) Part 8 3.1 & 3.2

Width: 140cm
Weight: 685gr/m²



***Batch to batch variations may occur within commercial tolerances.

- The real colours and tones of the fabrics may differ from the digital image due to the scan process and the colour calibration of the different screens. Always request real fabric samples before ordering.
- Consult our Fabric and Leather Matrix to know about the availability of this material by product line.

COLOURS



⌞ GO TO INDEX ⌞

TECHNICAL DATA

Composition:
95% virgin wool, 5% polyamide

Light fastness:
5, ISO 105-B02

Abrasion:
≥100.000 Martindale EN ISO 12947

Fastness to rubbing:
Wet 4
Dry 4, ISO 105 X12

Flammability:
EN 1021 - 1 (cigarette)
EN 1021 - 2 (match)
BS 7176 Low Hazard
NF D 60-013
ÖNORM B 3825 & A 3800-1 (sobre 58kg/m³
Foam CMHR)
UNI 9175 Classe 1IM
EN 13501-1 Adhered Class D, s1, d0
EN 13501-1 Un-adhered Class E, s2, d0
IMO FTP Code (Part 8)

Environment:
Complies with EU Ecolabel.
Certificate Indoor Advantage™ Gold

Width: ±140cm
Weight: ±400gr/m²



***Batch to batch variations may occur within commercial tolerances.



- The real colours and tones of the fabrics may differ from the digital image due to the scan process and the colour calibration of the different screens. Always request real fabric samples before ordering.
- Consult our Fabric and Leather Matrix to know about the availability of this material by product line.

COLOURS



⌵ GO TO INDEX ⌵

TECHNICAL DATA

Designer:
Giulio Ridolfo

Composition:
90% new wool, 10% nylon

Light fastness:
5 - 7, ISO 105-B02

Abrasion:
100.000 Martindale EN ISO 12947

Resistance to pilling:
4, EN ISO 12945

Flammability:
AS/NZS 1530.3
BS 5852 part 1
EN 1021-1/2
IMO FTP Code 2010: Part 8
NF D 60 013
NFPA 260
Önorm B1/Q1
UNI 9175 1IM
US Cal. Bull. 117-2013

Environment:
Complies with EU ecolabel "The Flower".
100% free of heavy metals.

Width: 140cm
Weight: 415gr/m²



***Batch to batch variations may occur within commercial tolerances.



- The real colours and tones of the fabrics may differ from the digital image due to the scan process and the colour calibration of the different screens. Always request real fabric samples before ordering.
- Consult our Fabric and Leather Matrix to know about the availability of this material by product line.

COLOURS



⌵ GO TO INDEX ⌵

G5 - CANVAS

By Kvadrat

TECHNICAL DATA

Designer:
Giulio Ridolfo

Composition:
90% new wool, 10% nylon

Light fastness:
5 - 7, ISO 105-B02

Abrasion:
100.000 Martindale EN ISO 12947

Resistance to pilling:
4 - 5, EN ISO 12945

Flammability:
AS/NZS 1530.3
BS 5852 Crib 5 when flameprotected
BS 5852, ignition source 3
BS 5852 part 1
DIN 4102 B2
IMO FTP Code 2010: Part 8
NF D 60 013
NFPA 260
Önorm B1/Q1
UNI 9175 11M
US Cal. Bull. 117-2013

Environment:
Complies with EU ecolabel "The Flower".
100% free of heavy metals.

Width: 140cm
Weight: 480gr/m²



***Batch to batch variations may occur within commercial tolerances.



- The real colours and tones of the fabrics may differ from the digital image due to the scan process and the colour calibration of the different screens. Always request real fabric samples before ordering.
- Consult our Fabric and Leather Matrix to know about the availability of this material by product line.

COLOURS



G6 - STEELCUT TRIO

By Kvadrat

FINISHES

TECHNICAL DATA

Designer:
Frans Dijkmeijer and Giulio Ridolfo

Composition:
90% new wool, 10% nylon

Light fastness:
5 - 7, ISO 105-B02

Abrasion:
100.000 Martindale EN ISO 12947

Resistance to pilling:
4, EN ISO 12945

Flammability:
AS/NZS 1530.3
AS/NZS 3837 class 2
BS 5852 part 1
DIN 4102 B2
EN 1021-1/2
IMO FTP Code 2010: Part 8
NF D 60 013
NFPA 260
Önorm B1/Q1
UNI 9175 11M
US Cal. Bull. 117-2013

Environment:
Complies with EU ecolabel "The Flower".
100% free of heavy metals.

Width: 140cm
Weight: 770 gr/m²




***Batch to batch variations may occur within commercial tolerances.



- The real colours and tones of the fabrics may differ from the digital image due to the scan process and the colour calibration of the different screens. Always request real fabric samples before ordering.
- Consult our Fabric and Leather Matrix to know about the availability of this material by product line.

COLOURS



TECHNICAL DATA

Designer:
Louise Sigvardt & Tone Barnung

Composition:
92% new wool, 8% nylon

Light fastness:
5 - 7, ISO 105-B02

Abrasion:
60.000 Martindale EN ISO 12947

Resistance to pilling:
4 - 5, EN ISO 12945

Flammability:
AS/NZS 3837 class 2
ASTM E84 Class A Adhered
ASTM E84 Class A Unadhered
BS 5852 part 1
EN 1021-1/2
IMO FTP Code 2010:Part 8
NF D 60 013
NFPA 260
ÖNORM B1/Q1
UNI 9175 11M
US Cal. Bull. 117-2013

Environment:
Complies with EU ecolabel "The Flower".
100% free of heavy metals.

Width: 140cm
Weight: 500gr/m²




***Batch to batch variations may occur within commercial tolerances.




- The real colours and tones of the fabrics may differ from the digital image due to the scan process and the colour calibration of the different screens. Always request real fabric samples before ordering.
- Consult our Fabric and Leather Matrix to know about the availability of this material by product line.

COLOURS



271




451

151

121

251

451



751




551




951




371




771



591



961



191

TECHNICAL DATA

Designer:
Nanna Ditzel

Composition:
70% new wool, 30% viscose

Light fastness:
5 - 7, ISO 105-B02

Abrasion:
100.000 Martindale EN ISO 12947

Resistance to pilling:
3, EN ISO 12945

Flammability:
AS/NZS 1530.3
AS/NZS 3837
BS 5852 Crib 5
BS5852 part 1
DIN 4102 B2
EN 1021-1/2
IMO FTP Code 2010: Part 8
NF D 60 013
NFPA 260
Önorm B1/Q1
UNI 9175 11M
US Cal. Bull. 117 - 2013

Environment:
Complies with EU ecolabel "The Flower".

Width: 140cm
Weight: 795gr/m²




***Batch to batch variations may occur within commercial tolerances.



- The real colours and tones of the fabrics may differ from the digital image due to the scan process and the colour calibration of the different screens. Always request real fabric samples before ordering.
- Consult our Fabric and Leather Matrix to know about the availability of this material by product line.

COLOURS



687




227



368



180



376

G10 - PIEL

TECHNICAL DATA

Composition:
Cow leather

Light fastness:
≥4/5, UNI EN ISO 105B02

Fastness to rubbing:
Wet ≥4 (150 cycles).
Dry ≥4 (500 cycles).
Perspiration ≥4 (80 cycles), UNI EN ISO 11640 - 11641 (pH8)

Tear strength:
>20N, EN ISO 3377-1

Determination of PH:
>3,5, EN ISO 4045

Adhesion of the finish:
≥2, UNI EN ISO 11644

Determination of dry ex resistance:
Without damage, UNI EN ISO 5402

Flammability:
Ignition source 0 (cigarette)
Ignition source 1 (match)
BS 5852-1979
BS EN 1021-1-2

Thickness:
0,9 - 1,1mm

Average surface:
4,8 - 5,0m²

Maintenance:
Wash with neutral soap and water or with a cleaning product for leather.

***Batch to batch variations may occur within commercial tolerances.

- The real colours and tones of the fabrics may differ from the digital image due to the scan process and the colour calibration of the different screens. Always request real fabric samples before ordering.
- Consult our Fabric and Leather Matrix to know about the availability of this material by product line.

COLOURS



G11 - PIEL

TECHNICAL DATA

Composition:
Cow leather

Light fastness:
≥5, UNI EN ISO 105B02

Fastness to rubbing:
Wet ≥4 (80 cycles)
Dry ≥4 (500 cycles)
Perspiration ≥4 (50 cycles), UNI EN ISO 11640 - 11641

Tear strength:
≥20N, EN ISO 3377-1

Determination of PH:
≥3,5 ≤0,7 EN ISO 4045

Adhesion of the finish:
≥2,5N / 10mm, UNI EN ISO 11644

Determination of dry ex resistance:
>50.000 cycles, UNI EN ISO 5402-1

Flammability:
Ignition source 0 (cigarette)
Ignition source 1 (match), BS 5852-1:79

Thickness:
0,9 - 1,1mm

Average surface:
4,8 - 5,0m²

Maintenance:
Wash with neutral soap and water or with a cleaning product for leather.

***Batch to batch variations may occur within commercial tolerances.

- The real colours and tones of the fabrics may differ from the digital image due to the scan process and the colour calibration of the different screens. Always request real fabric samples before ordering.
- Consult our Fabric and Leather Matrix to know about the availability of this material by product line.

COLOURS



Metal finishes

Metal finishes

We offer a wide palette of metal finishes that are priced by grades. M1 colours, M2 colours and chrome.

M1 COLOURS




B00

Alluminium

W01

CHROME



Chrome

M2 COLOURS



M56

V92

B40

B36

G49



M38

V74

B44

G42

Rust Grey



Y62

M44

M82

P70

Rust Brown

Wood finishes

INCLASS offers a wide variety of finishes for its wood products. Natural beech, oak and walnut woods are offered in different hues. Lacquered woods are offered in a wide variety of colours divided in two price grades W1 and W2.




Stained wood

Veneer / Solid


BEECH



Natural stain




Walnut stain




Wenge stain


OAK




Natural stain



Walnut stain




Wenge stain



Black stain

WALNUT



Natural stain


Lacquered wood

Lacquered colours

W1 COLOURS



B00



W01

W2 COLOURS



M56



V92



B40



B36



G49



M38



V74



B44



G42



Y62



M44



M82




P70

Polypropylene


Polypropylene is a 100% recyclable material.

Polypropylene finishes

Colours PP1



ECOPLAS: 100% RECYCLED POLYPROPYLENE



* ECOPLAS polypropylene finishes come from 100% recycled plastic.

Rotomolded Polyethylene

Rotomolded polyethylene items are suitable for indoor and outdoor use.



Rotomolded Polyethylene

Polyethylene colours

PE1 STANDARD SOLID COLOURS



G49 Anthracite



G42 Grey



M82 Stone




B00* Black




W01 White

PE2 COMPOSED COLOURS



Rust Brown



Concrete

*B00 Black colour 100% recycled material

Rotomolded Polyethylene

Painted polyethylene colours

PE3 STANDARD PAINTED COLOURS



M56*



V92*



B40*



B36*



M38*



V74*



B44*



G49*



Y62*



M44*



M82*




P70*



G42*

*100% recycled material
**Standard in matt finish. Optionally available in gloss finish.

PE4 METALLIC



Silver



Gold



Copper

PE5 BESPOKE

OPTIONALLY they can be finished in all the colours of the RAL sample card, both in gloss and matt.

Tabletops



Wood veneer

BEECH



Natural stain




Walnut stain



Wenge stain

OAK



Natural stain



Walnut stain



Wenge stain



Black stain

WALNUT




Natural stain

Lacquered MDF

W1 COLOURS



B00



W01

W2 COLOURS



M56



V92



B40



B36



G49



M38



V74



B44



G42



Y62



M44




M82



P70

Miscellaneous materials

MELAMINE




White




Oak


FENIX® LAMINATE



Grigio Bromo
0724



Verde Comodoro
0750




Beige Arizona
0748

SOLID HPL · 12mm black core




Black




White

SOLID HPL 12mm white core



White

SOLID HPL 12mm sand core



Sand

SOLID FENIX® 12mm black core



Black

SOLID HPL STONES · 12mm




Dark brown Samas
3482



Light brown Pulpis
3447



White Olimpo
3493



Download
the digital version



www.inclass.es

Ctra. Estación s/n
Pol. I-4 P5 Ap. Correos 466
03330 Crevillente - Alicante

hello@inclass.es
+34 96 540 52 30

INCLASS