



PaperCut™

PaperCut MF

Feature release:
Print Deploy Client Management

March 2025

 PaperCut™
MF | 24.1



Easily **deploy, manage, and monitor** your organization's print queues and connected workstations with **Print Deploy Client Management**

tl;dr Problem > Solution > Benefit



Troubleshooting and managing print environments can be slow and complex for IT admins, especially in dynamic, large setups.




Client Management enables support teams to view details about workstations (clients) and assign print queues directly to the clients.



IT admins can now assign print queues to specific shared computers that do not fit within predefined zones.

Resulting in faster issue resolution, greater flexibility for complex environments.



What is Print Deploy Client Management?





Print Deploy Client Management



What it is



Who cares



Why is it exciting?

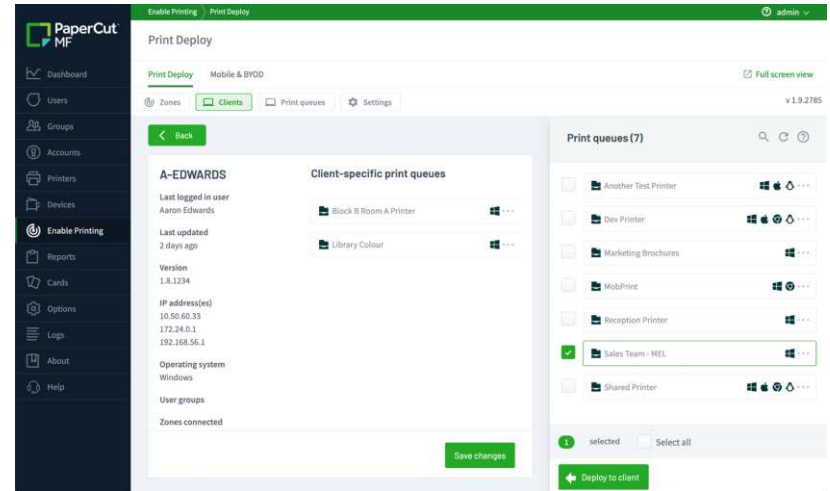



How it works

Print Deploy is a tool that simplifies the deployment of print queues across an organization's network.

Now, with the new Client Management feature, Print Deploy customers can:

- **View details about your connected workstations (clients)**
- **Deploy print queues directly to those workstations**





Who cares about Print Deploy Client Management?





Who cares?



What it is



Who cares



Why is it exciting?



How it works


Client management in Print Deploy empowers customers to more efficiently manage print environments.

- **IT Admins**

Targeted Troubleshooting: Quickly resolve user issues by assigning print queues to specific users or devices, even those outside predefined zones, ensuring flexibility and faster support response.

- **Customers and Resellers**

Adaptability for Complex Environments: The flexibility to assign print queues outside predefined zones supports dynamic workplaces, unique setups, and large installations, making Print Deploy a versatile solution for organizations with specialized needs.





**Why is Print Deploy Client
Management exciting?**





Print Deploy Client Management



What it is



Who cares



Why is it exciting?



How it works

- Enable quick and easy troubleshooting for printing issues
- Unlock customers that were hesitant because of size and complexity of their install with new flexibility to assign print queues outside predefined zones
- Expanded Admin rights provide debugging access to support teams that might not have previously had PaperCut admin access





Real-world scenarios



What it is



Who cares



Why is it exciting?



How it works

Viewing client information:

Picture this: a user reports to IT support that their printers aren't showing up. Without detailed insights, IT might spend ages trying to figure out what's wrong.

With Client Management, support staff can view detailed info about the user's computer. They might quickly spot the issue—like the user accidentally being connected to the wrong Wi-Fi. A simple switch to the right network, and voilà! The printers reappear, (because the user is now in the right zone) and the user is back in action in no time.

Client specific queue deployment:

Imagine a hospital full of consulting suites, each with a shared computer that needs a specific print queue for the room's printer to print scripts for patients. Creating a separate zone for each room for the whole hospital would make zone management a nightmare. Instead, Client Management lets you assign the queue directly to the computer—simple and efficient!





How Print Deploy Client Management works





Print Deploy Client Management

Introducing the new Print queues tab and new Client Management feature: Troubleshoot user printing issues faster by viewing and managing print queues and client workstations connected with Print Deploy. With Client Management, information is at your fingertips to view and assign print queues to specific shared computers that do not fit within predefined zones.



What it is



Who cares?



Why is it exciting?



How it works

