



# Group environmental impact - summary


Apr 22, 2025 to May 22, 2025.

**Trees Consumed**

*The number of trees that have gone into making the paper.*

**C02 Produced**

*The amount of greenhouse gases released in the production of the paper.*

**Equivalent Bulb Hours**

*The manufacturing energy used to produce the paper, represented as the energy consumed by a standard light bulb in hours.*

Group	Sheets	Trees Consumed	C02 Produced	Equivalent Bulb Hours
Administrators	7,136	85.632% of a tree	61.4 kg	2,021.9 hours
[All Users]	83,689	10.04 trees	719.7 kg	23,711.9 hours
Staff	11,036	1.32 trees	94.9 kg	3,126.9 hours
Students	65,517	7.86 trees	563.4 kg	18,563.2 hours