

2025

EDITION 02



FROVI





- ZONING

>>
- *BAMBOO

>>
- *SAIL FOCUS POD

>>
- Click to jump to specific pages.



- COLLABORATION TABLES

>>
- BLUME

>>
- *ISLE

>>
- RELIC

>>
- RELIC CLOUD COMPACT

>>
- RELIC CLOUD

>>
- * RELIC SOCIAL

>>



- SEATING | SOFT SEATING

>>
- ALTO

>>
- ALTO MODULAR

>>
- BAE

>>
- *BIG SOFTIE

>>
- BOHO

>>
- DOWNTOWN

>>
- DRIVE

>>
- FLOLD

>>
- ILK

>>
- *PUFFA

>>
- SAIL SOFA HIGH

>>
- *SAIL SOFA LOW

>>
- SCANDI

>>
- SNUG MODULAR

>>
- SNUG SOFA

>>
- TROST

>>
- YAK

>>



- SEATING | CHAIRS & STOOLS

>>
- BLUME CHAIR & STOOL

>>
- ORA

>>
- RELIC BENCH & STOOL

>>
- SCANDI CHAIR & STOOL

>>
- SWING

>>
- VECK

>>
- WISH

>>



- BOOTHSDIV>>>
- HUDDLE CAVE

>>
- SAIL BOOTH HIGH

>>
- *SAIL BOOTH LOW

>>
- *SAIL FOCUS POD

>>



- TABLESDIV>>>
- FLOLD TABLE

>>
- FONT TABLE

>>
- MARGIN TABLE

>>
- MONO GIANT TABLE

>>
- MONO TABLE

>>
- ORBIT TABLE

>>
- PEGGY TABLE

>>
- WRAPT COFFEE TABLE

>>



- SHELVING & STORAGE

>>
- *BAMBOO

>>
- JIG CREDENZA

>>
- *ISLE CREDENZA

>>



- LIGHTING & POWER

>>
- *PERIMETER POWER

>>
- MALLET LIGHT

>>
- PEAK LIGHT

>>
- TASK LIGHT

>>
- *STEM LIGHT

>>



- INFORMATION

>>
- FABRIC BANDSDIV>>>
- NEW SHOWROOM

>>
- OTHER INFORMATION

>>

INTERACTIVE FEATURES

To make our digital specification guide more user friendly, we have added a series of interactive links, QR codes and page links throughout.

Look out for the icons below or click on the range name on the contents to jump to specific pages.

← JUMP TO CONTENTS



⚙️ CONFIGURE



A British brand est. 1976

We are a family owned British furniture company with a name inspired by Scandinavian design.

With Frovi, you'll always find innovative, distinctive furniture with signature designs, created through the best of British craftsmanship since 1976.

Every care is taken to ensure that all our products are manufactured to a very high standard, so you can be sure that when purchasing a piece of Frovi furniture you are purchasing a quality product.

Our showroom is in the heart of Clerkenwell, London – an exciting space to showcase our latest furniture collection, design trends and interior styles.

Frovi furniture is designed for commercial environments, and you can be confident that every piece will deliver on quality, strength and value, all supported by our 5-year warranty.

Whether you are an architect, designer, specifier or furniture dealership, we are confident that we can deliver the right products and services to complement your project.



AL1701 B2T

T130



AL555 Upholstered seat shells available




TB84 Tu



FROVI





Behind the scenes

At Frovi we pride ourselves on creating forward thinking innovative products. That is why we have our own in-house designers that consistently exceed convention and deliver new concepts that create ripples throughout the industry. Based in Oxfordshire our designers produce increasingly impressive concepts, with a keen attention to detail and the use of innovative new materials.

Each design reflects the creative philosophy of our designers, with a passionate transition from thought to concept using traditional drawing methods and 3D computer aided design. The initial design is then quickly followed by prototyping and development, then the first commercially available designs make their way to our showroom.

The design process however, never truly ends as the team constantly question how our existing designs can be improved – as you will see throughout this specification guide.

There is something for every project within our new collection, designed to suit differing workspace requirements, installation time frames and budgets.

Explore the endless design possibilities.

Design for today

As a furniture designer, we understand our operations have a far-reaching impact on the environment. This is something as individuals and as a business we take seriously.

We also know that with effort and hard work we can make a positive improvement on the life cycle of our furniture products, reducing waste and pollution through more sustainable material selection and more efficient manufacturing processes.

Frovi is committed to providing sustainable, environmentally responsible products, including manufacturing and material transparency.

Frovi Environmental Accreditations & Processes



ISO ACCREDITATION

Frovi is a registered ISO 9001:2015 and ISO 14001:2015 company. These quality assurance and environmental management accreditations give customers and clients the peace of mind in all Frovi products.



FSC

Frovi is a FSC®-certified company. Forest Stewardship Council® is a global, not-for-profit organisation dedicated to the promotion of responsible forest management worldwide.



FISP

We are registered with the FISP regulatory body, which is an independently certified sustainability programme specifically designed for the Furniture Industry supply chain. FISP identifies best practise to drive continual improvement of member's social and environmental impacts, securing sustainable financial success.



SCS INDOOR ADVANTAGE GOLD

Frovi is proud to announce that SCS Global Services has issued its Indoor Advantage™ Gold certification for indoor air quality across our entire collection of products. The products have been tested for low Volatile Organic Compound (VOC) emissions in various categories including open plan and private office workstations, seating and school classroom parameters.



Unique materials & finishes

At Frovi, our innovative finishes set us apart.

Our focus for sustainable and responsible material sourcing, has resulted in seating made from sustainable cork, tabletops made from recycled fridge freezer plastic, shelving made from recycled steel rebar and our forward-thinking Bamboo range.

Whether you are looking for a statement piece, or furniture that seamlessly blends into your workspace, with an almost endless catalogue of fabric choices and colour finishes, your chosen Frovi furniture will perfectly complement its environment.

Zoning

BAMBOO
SAIL FOCUS POD



We've taken our responsibility for sustainable design and production one step further. Crafted from recycled ocean plastic, recycled PET Felt, and pressed bamboo our Bamboo range has been designed with our planet in mind. Available in straight and curved shelving options means style meets sustainability. Our curved shelving option is a response to the emerging popularity of a more organic and fluid style of landscape within the workplace and can be used to create spaces alongside curved curtain walls and soft lounge-style seating. Create your own design using our online Bamboo configuration tool.



FEATURES

- Bamboo is a carbon negative material and the use of bamboo products can help achieve a higher certification level for LEED and BREEAM
- Configurable for any workspace
- Easy and quick to assemble, supplied with tools for quick install
- 100% recycled ocean plastic connectors
- Framework available in any of our RAL colours
- All shelves & cupboards made from side-pressed bamboo
- Packaging is made from 100% recyclable cardboard, made from 80% recycled material
- Treated with a clear lacquer for protection and increase longevity of surfaces



Scan to watch videos
and find out more

 CONFIGURE





Unique Branding on base shelf



Recycled ocean plastic connectors

Curved Bamboo option



Choice of 13 RAL colours



CONFIGURE YOUR OWN DESIGN ONLINE



Use your online configuration at bamboo.frovi.co.uk to help you customise our pre-sets or specify your own bespoke Bamboo configuration.

 CONFIGURE



bamboo® | environmentally conscious

Our Bamboo range has been created by our environmentally conscious in-house design team, where possible we have opted to use the most eco-friendly and low impact materials. This year, we've taken further steps towards a more sustainable future. It starts with the launch of our Bamboo collection, a range that uses environmentally conscious materials and processes. All our shelves, cupboards, storage boxes and tabletops in the range are made from bamboo. This material is widely known for being extremely sustainable hard wood alternative - it has a negative carbon footprint!



**bamboo uses
1/3 of the water
consumption to
grow than oak**

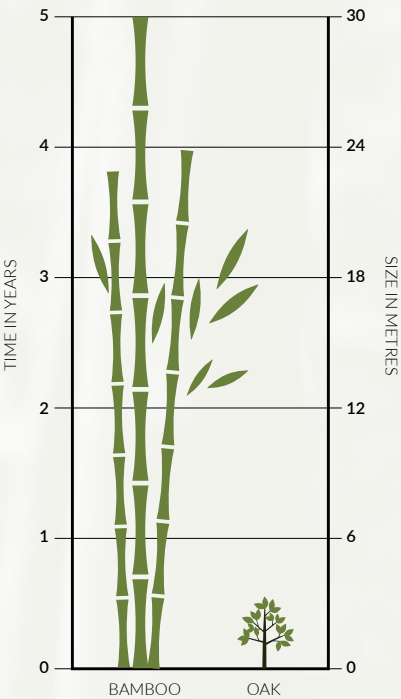
sustainable buildings

The use of bamboo products can help achieve a higher certification level for LEED and BREEAM. It can also help achieve more points towards the building becoming WELL-aligned.



one of the fastest growing plants

It only takes a year to grow back after it's been harvested. Some species grow more than 3 feet (1 metre) each day.



**bamboo uses
no pesticides
or chemical
fertilisers**

clean air

Bamboo releases 30% more oxygen than hardwoods and it absorbs 5 times more carbon dioxide than standard trees.



low energy powder coating

Our specially designed powder coatings are cured at lower oven temperatures, which reduces energy usage and waste generation, lowering our overall carbon footprint.




anti-bacterial

Bamboo has the ability to withstand and kill bacteria. It is also very easy to clean.

BASIC CONFIGURATION EXAMPLES

Visit bamboo.frovi.co.uk to configure your own

Select Frame Finish: Black metal frame as standard. Premium RAL colours and Raw Steel also available, subject to a price uplift.



Black
9005



		Lengths									
Heights	Shelf Finishes	1200mm		1800mm		2400mm		3000mm		3600mm	
		Product Code		Product Code		Product Code		Product Code		Product Code	
5 Shelves	Black / Rustic Oak	BAM.512.ST		BAM.518.ST		BAM.524.ST		BAM.530.ST		BAM.536.ST	
	Bamboo										
4 Shelves	Black / Rustic Oak	BAM.412.ST		BAM.418.ST		BAM.424.ST		BAM.430.ST		BAM.436.ST	
	Bamboo										
3 Shelves	Black / Rustic Oak	BAM.312.ST		BAM.318.ST		BAM.324.ST		BAM.330.ST		BAM.436.ST	
	Bamboo										
2 Shelves	Black / Rustic Oak	BAM.212.ST		BAM.218.ST		BAM.224.ST		BAM.230.ST		BAM.236.ST	
	Bamboo										

Select Frame Finish: Black metal frame as standard. Premium RAL colours and Raw Steel also available, subject to a price uplift.

	1200mm	1800mm	2400mm	3000mm	3600mm
5 Shelves					
4 Shelves					
3 Shelves					
2 Shelves					

Premium RAL frame finishes.



Metal frame finishes



Raw Steel

Shelf & Cupboard finishes



Black Rustic Oak Bamboo



Media Centre
width 1200, depth 475, height 740 mm

Media Centre	Black / Rustic Oak	BAM-MC	
	Bamboo		




Storage Accessories

Double Cupboard	Black / Rustic Oak	BAM-CB.SFCS	width 1200, depth 475, height 740 mm	
	Bamboo			
Single Cupboard	Black / Rustic Oak	BAM-CB.SFCD	width 600, depth 475, height 740 mm	
	Bamboo			

Bamboo is also available with intergrated storage units that run along the base of the shelving creating a sleek and accessible solution.

Select Frame Finish: Black metal frame as standard. Premium RAL colours and Raw Steel also available, subject to a price uplift.



Black
9005



		Lengths									
Heights	Shelf Finishes	1200mm		1800mm		2400mm		3000mm		3600mm	
		Product Code		Product Code		Product Code		Product Code		Product Code	
5 Shelves	Black / Rustic Oak	BAM.512.CB2		BAM.518.CB2		BAM.524.CB2		BAM.530.CB2		BAM.536.CB2	
	Bamboo										
4 Shelves	Black / Rustic Oak	BAM.412.CB2		BAM.418.CB2		BAM.424.CB2		BAM.430.CB2		BAM.436.CB2	
	Bamboo										
3 Shelves	Black / Rustic Oak	BAM.312.CB2		BAM.318.CB2		BAM.324.CB2		BAM.330.CB2		BAM.336.CB2	
	Bamboo										
2 Shelves	Black / Rustic Oak	BAM.212.CB2		BAM.218.CB2		BAM.224.CB2		BAM.230.CB2		BAM.236.CB2	
	Bamboo										

BASIC CONFIGURATION EXAMPLES

Visit bamboo.frovi.co.uk to configure your own

Frame Finish: Black metal frame as standard. Premium RAL colours and Raw Steel also available, subject to a price uplift.



		Radius Curve			
Heights	Shelf Finishes	36 Degree		90 Degree	
		Product Code		Product Code	
5 Shelves	Black / Rustic Oak	BAM.5.180R.36DEG.CU		BAM.5.45R.90DEG.CU	
	Bamboo				
4 Shelves	Black / Rustic Oak	BAM.4.180R.36DEG.CU		BAM.4.45R.90DEG.CU	
	Bamboo				
3 Shelves	Black / Rustic Oak	BAM.3.180R.36DEG.CU		BAM.3.45R.90DEG.CU	
	Bamboo				
2 Shelves	Black / Rustic Oak	BAM.2.180R.36DEG.CU		BAM.2.45R.90DEG.CU	
	Bamboo				

Select Frame Finish: Black metal frame as standard. Premium RAL colours and Raw Steel also available, subject to a price uplift.

	1200mm	1800mm
5 Shelves		
4 Shelves		
3 Shelves		
2 Shelves		

Premium RAL frame finishes.



Metal frame finishes



Raw Steel

Shelf finishes



Black Rustic Oak Bamboo



SAIL FOCUS POD

* NEW *

A soft, sculptural form with a welcoming appeal that provides a semi-private retreat for concentrated individual work or quiet collaboration. Compact and thoughtfully designed - the soft upholstered panels provide enhanced visual and acoustic privacy ideal for modern office environments that prioritises focus, flexibility, and space efficiency or open-plan corporate settings looking to define spaces in a softer, more considered way.



FEATURES

- Ideal for quiet collaboration or independent working
- Elegant organic profile to suit contemporary design schemes
- Generous proportions for comfort
- Lightweight allowing for easy repositioning
- Soft, sleek, design with curved corners
- Provides increased focus and productivity



STEPS TO SPECIFY

Follow our guide and customise our products to suit your space

- 1
- 2
- 3
- 4

Select Fabric: Available in fabric bands B-I

[Click here for fabrics](#)

- 1
- 2
- 3
- 4

Select Surface Finish:

Table Top finishes:

White

Anthracite

- 1
- 2
- 3
- 4

Select Power: With or without power options

Sail Focus Pod can be specified with or without power and/ or laptop holder.

Power includes:
1x65w Power Outlet and 1x Twin USB
(1x Type-A & 1x Type-C) to power laptops

Laptop Holder:
Laptop holder for simple presenting with laptop/ tablet



- 1
- 2
- 3
- 4

Select Accessories:



Laptop holder



Perimeter Power
1x65w Power and 1x twin
USB (1 Type-A and 1x
Type-C to power laptops)



Stem Light

Elevated feet for easy
manoeuvrability



Power and lighting
accessories.



Elegant organic profile



Sail Focus Pod
width 976, depth 783 height 1240, desk height 750mm

FABRIC	ORDER CODE	
A	SFPFBA	
B	SFPFBB	
C	SFP.FBC	
D	SFP.FBD	
E	SFP.FBE	
F	SFP.FBF	
G	SFP.FBG	
H	SFP.FBH	
Power		
Stem Light	SRTL	
Laptop Holder	RSLTH	



Collaboration Tables

- BLUME
- * ISLE
- RELIC
- RELIC CLOUD COMPACT
- RELIC CLOUD
- * RELIC SOCIAL



* New product



ISLE

* NEW *

Isle was developed as a response to the need for a softer more domestic feel to modern-day commercial furniture and designed as a true expression of simplicity in form. Using a minimalistic approach to materials and design we have created a statement table system that has an honest, playful character with concealed functionality for everyday use. A single natural material is used throughout Isle's silhouette bringing a softness to the surrounding space. Rounded ends promote inclusivity and social interaction, and the texture from the timber can help create a calm and tranquil atmosphere. Isle approaches function in a way that is true to itself with aesthetic benefits like cable management and below-surface power seamlessly hidden away from plain sight.

FEATURES

- Softer more domestic feel to modern-day commercial furniture
- Minimalistic approach to materials and design
- Available in four formats to suit a variety of installations
- Waterfall edge detail on solid ash tops
- Rounded ends promote inclusivity
- High level of craftsmanship and finish
- Premium materials
- Repairable solid ash tops increasing longevity
- Seamless power flap
- Extra cut out within concealed unit for additional cables

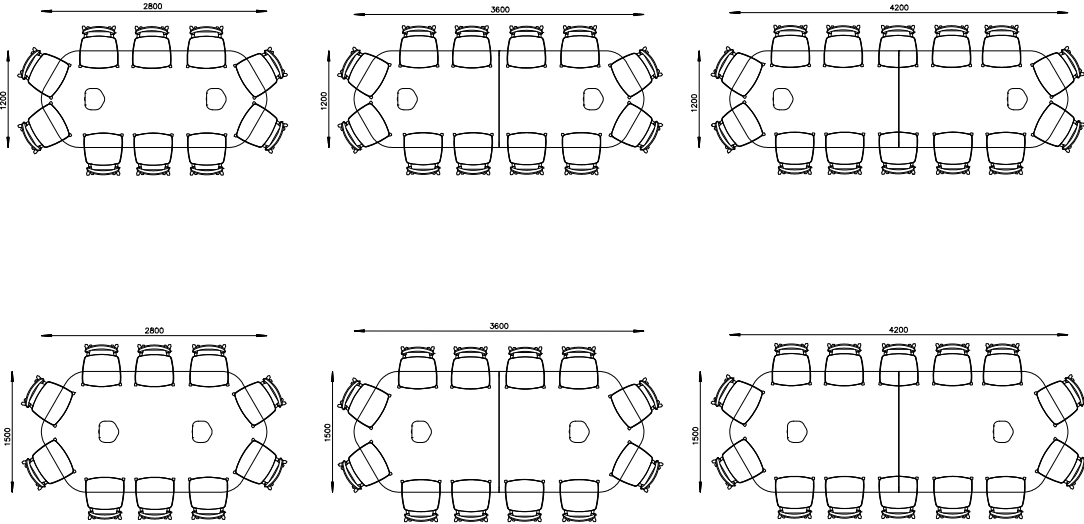


STEPS TO SPECIFY

Follow our guide and customise our products to suit your space

- 1
- 2
- 3
- 4

Select Size:
Example sizes with chair configurations below.



Diagrams show a 49.9cm chair placed around the tables as seating capacity indication only. Capacity can be increased with the use of benches. Tables over 279.9cm are more than one-piece tops, seams as shown below.

- 1
- 2
- 3
- 4

Select Power: Powered or Non-powered

Isle tables can be specified with or without integrated power. The Solid ash Isle tables with Power are supplied with a lift-out power flap. Cutline edge and Sawn edge tops are supplied with surface mounted power units. Power unit is 128mm diameter.

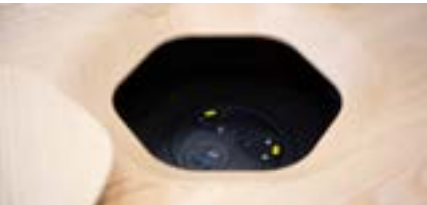
Standard power configuration for Isle Tables with Power

For power variations, the amount of power cut-outs per table varies depending on the length. Power modules per power cut-out are available with one of the options below.

Table Length	Power Cut-outs	Table Length	Power Cut-outs	Table Length	Power Cut-outs
2000 x 1200	2	3600 x 1200	2	5000 x 1200	2
2350 x 1200	2	3600 x 1500	2	5000 x 1500	2
2800 x 1200	2	4000 x 1200	2	5400 x 1200	2
2800 x 1500	2	4000 x 1500	2	5400 x 1500	2
3200 x 1200	2	4200 x 1200	2	5800 x 1200	2
3200 x 1500	2	4200 x 1500	2	5800 x 1500	2
		4600 x 1200	2		
		4600 x 1500	2		

Solid Ash table power:

Includes: 2x UK power & 1x Twin USB Charge (1x Type-A & 1x Type-C). Available in Black. Includes cable management.



Cutline and Sawn Edge table power:

Includes: 2x UK power & 1x Twin USB Charge (1x Type-A & 1x Type-C). Available in Black. Includes cable management.



Power tray and module finish




Black

- 1
- 2
- 3
- 4

Select Base Finish:
Choose from selected finishes

Wood Base finishes

Black Ash



Natural Ash



- 1
- 2
- 3
- 4

Select Top Type and Finish: All tops are supplied with rounded corners.



Solid ash
top thickness 30mm



Black Ash



Natural Ash



Cutline edge
top thickness 25mm

Cutline Standard Laminate



White



Anthracite



Oak

Cutline Rustic



Rustic Oak



Rustic Black Oak

Cutline Fenix



Black

Other finishes are available, contact us for more information - Price on application



- 1
- 2
- 3
- 4
- 5

Select Accessories:



Task Light
(Only available on selected Isle Tables)



Cable management
through base



Integrated power
and data ports



Concealed seamless
power flap

Premium materials



ISLE CIRCULAR - STEPS TO SPECIFY

Follow our guide and customise our products to suit your space

- 1
- 2
- 3
- 4

Select Size:
Example sizes with chair configurations below.



Diagrams show a 49.9cm chair placed around the tables as seating capacity indication only. Capacity can be increased with the use of benches. Tables over 1500mm diameter are two-piece tops, as shown below.

- 1
- 2
- 3
- 4

Select Power: Powered or Non-powered

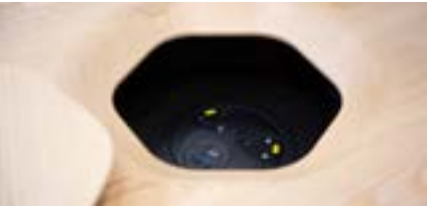
Isle tables can be specified with or without integrated power.
The Solid ash Isle tables with Power are supplied with a lift-out power flap. Cutline edge and Sawn edge tops are supplied with surface mounted power units. Power unit is 128mm diameter.



For the larger sizes, where central power maybe needed for conference phones or other audio or visual, perimeter power is recommended for personal use.

Solid Ash table power:

Includes: 2x UK power & 1x Twin USB Charge (1x Type-A & 1x Type-C). Available in Black. Includes cable management.



Cutline and Sawn Edge table power:

Includes: 2x UK power & 1x Twin USB Charge (1x Type-A & 1x Type-C). Available in Black. Includes cable management.



Undermount Perimeter Power:

Includes: 1x UK power & 1x Twin USB Charge. (1x Type-C & 1x Type-A).




- 1
- 2
- 3
- 4

Select Base Finish:
Choose from selected finishes

Wood Base finishes

Black Ash



Natural Ash



- 1
- 2
- 3
- 4

Select Top Type and Finish: All tops are supplied with rounded corners.



Solid ash
top thickness 30mm



Black Ash



Natural Ash



Cutline edge
top thickness 25mm

Please Note: Isle Tables in 2100mm and 2400mm diameters are not available in Cutline Standard Laminate, Cutline Rustic, or FENIX surfaces

Cutline Standard Laminate



White



Anthracite



Oak

Cutline Rustic



Rustic Oak



Rustic Black Oak

Cutline Fenix



Black

Other finishes are available, contact us for more information - Price on application



- 1
- 2
- 3
- 4
- 5

Select Accessories:



Task Light
(Only available on selected Isle Tables)

NEW



ISLE HEXAGONAL - STEPS TO SPECIFY

Follow our guide and customise our products to suit your space

- 1
- 2
- 3
- 4

Select Size:
Example sizes with chair configurations below.

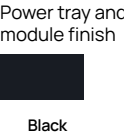


Diagrams show a 49.9cm chair placed around the tables as seating capacity indication only. Capacity can be increased with the use of benches. Tables over 1500mm diameter are two-piece tops, as shown below.

- 1
- 2
- 3
- 4

Select Power: Powered or Non-powered

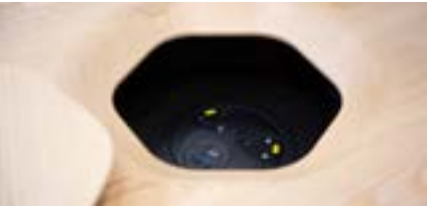
Isle tables can be specified with or without integrated power. The Solid ash Isle tables with Power are supplied with a lift-out power flap. Cutline edge and Sawn edge tops are supplied with surface mounted power units. Power unit is 128mm diameter.



For the larger sizes, where central power maybe needed for conference phones or other audio or visual, perimeter power is recommended for personal use.

Solid Ash table power:

Includes: 2x UK power & 1x Twin USB Charge (1x Type-A & 1x Type-C). Available in Black. Includes cable management.



Cutline and Sawn Edge table power:

Includes: 2x UK power & 1x Twin USB Charge (1x Type-A & 1x Type-C). Available in Black. Includes cable management.



Undermount Perimeter Power:


Includes: 1x UK power & 1x Twin USB Charge. (1x Type-C & 1x Type-A).



- 1
- 2
- 3
- 4

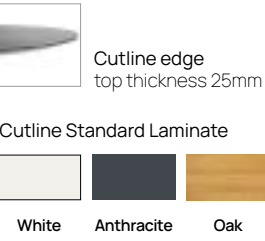
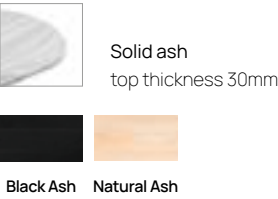
Select Base Finish:
Choose from selected finishes

Wood Base finishes

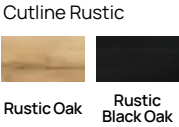


- 1
- 2
- 3
- 4

Select Top Type and Finish: All tops are supplied with rounded corners.



Please Note: Isle Tables in 2100mm and 2400mm diameters are not available in Cutline Standard Laminate, Cutline Rustic, or FENIX surfaces



Other finishes are available, contact us for more information - Price on application



- 1
- 2
- 3
- 4
- 5

Select Accessories:



NEW



Cable management
through base



Integrated power
and data ports



Concealed seamless
power flap

Premium materials





Isle Circular Table Dining Height
height 742, top thickness 25-30mm

SIZE (mm)		ORDER CODE	PRICE			
			Solid Ash	Cutline Edge		
				Standard	Rustic	Fenix
1200mm dia	1 piece top	IST.DHT.120D				
1600mm dia	2 piece top	IST.DHT.160D				
1800mm dia	2 piece top	IST.DHT.180D				
2100mm dia	2 piece top	IST.DHT.210D				
2400mm dia	2 piece top	IST.DHT.240D				
Perimeter Power	x4 Modules					
Surface Power	x1 Module					
Surface Power inc HDMI	x1 Module					



Isle Hexagonal Table Dining Height
height 742, top thickness 25-30mm

SIZE (mm)		ORDER CODE	PRICE			
			Solid Ash	Cutline Edge		
				Standard	Rustic	Fenix
1200mm dia	1 piece top	IST.DHT.120HX				
1600mm dia	2 piece top	IST.DHT.160HX				
1800mm dia	2 piece top	IST.DHT.180HX				
2100mm dia	2 piece top	IST.DHT.210HX				
2400mm dia	2 piece top	IST.DHT.240HX				
Perimeter Power	x4 Modules					
Surface Power	x1 Module					
Surface Power inc HDMI	x1 Module					



Isle Table Dining Height
height 742, top thickness 25-30mm

SIZE (mm)		ORDER CODE	PRICE			
			Solid Ash	Cutline Edge		
				Standard	Rustic	Fenix
2000x1200	1 piece top	IST.DHT.200.120				
2350x1200	1 piece top	IST.DHT.235.120				
2800x1200	2 piece top	IST.DHT.280.120				
2800x1500	2 piece top	IST.DHT.280.150				
Perimeter Power	x4 Modules					
Surface Power	x2 Modules					
Surface Power inc HDMI	x2 Modules	(one power module includes HDMI)				

Specify power module option. Price includes cut-out/s in table top, power flap, cable tray and power modules.





Isle Table Dining Height
height 742, top thickness 25-30mm

SIZE (mm)		ORDER CODE	PRICE			
			Solid Ash	Cutline Edge		
				Standard	Rustic	Fenix
3200x1200	2 piece top	IST.DHT.320.120	£7865			
3200x1500	2 piece top	IST.DHT.320.150	£8376			
3600x1200	2 piece top	IST.DHT.360.120	£7977			
3600x1500	2 piece top	IST.DHT.360.150	£8439			
4000x1200	2 piece top	IST.DHT.400.120	£8089			
4000x1500	2 piece top	IST.DHT.400.150	£8713			
4200x1200	2 piece top	IST.DHT.420.120	£8214			
4200x1500	2 piece top	IST.DHT.420.150	£8999			
Perimeter Power	x4 Modules	(one power module includes HDMI)	+£999			
Surface Power	x2 Modules		+£2198			
Surface Power inc HDMI	x2 Modules		+£2654			



Isle Table Dining Height
height 742, top thickness 25-30mm

SIZE (mm)		ORDER CODE	PRICE			
			Solid Ash	Cutline Edge		
				Standard	Rustic	Fenix
4600x1200	3 piece top	IST.DHT.460.120				
5000x1200	3 piece top	IST.DHT.500.120				
5400x1200	3 piece top	IST.DHT.540.120				
5800x1200	3 piece top	IST.DHT.580.120				
4600x1500	3 piece top	IST.DHT.460.150				
5000x1500	3 piece top	IST.DHT.500.150				
5400x1500	3 piece top	IST.DHT.540.150				
5800x1500	3 piece top	IST.DHT.580.150				
Perimeter Power	x4 Modules	(one power module includes HDMI)				
Surface Power	x2 Modules					
Surface Power inc HDMI	x2 Modules					



Isle Media Table
height 742, top thickness 25-30mm

SIZE (mm)		ORDER CODE	PRICE			
			Solid Ash	Cutline Edge		
				Standard	Rustic	Fenix
2000x1200	1 piece top	IST.M.DHT.200.120				
2350x1200	1 piece top	IST.M.DHT.235.120				
Perimeter Power	x4 Modules	(one power module includes HDMI)				
Surface Power	x2 Modules					
Surface Power inc HDMI	x2 Modules					

Specify power module option. Price includes cut-out/s in table top, power flap, cable tray and power modules.

BLUME

Blume is a contemporary styled range of tables, chairs and stools within our collaboration range that has sustainability at the heart of their design DNA. With a range of sizes, specifications, and finishes, including a unique Bamboo table finish, the Blume range combines stunning aesthetics with real world functional design details. With sustainability at the core of our business, for every Blume purchased a tree gets planted!



FEATURES

- For every Blume purchase, a tree gets planted
- Range of top colours and finishes
- Integrated cable management in all table legs
- Available in a range of sizes
- Optional power and data ports
- Complementary Chairs and Stools
- Rounded corner table top profile



STEPS TO SPECIFY

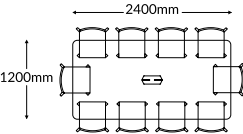
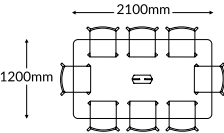
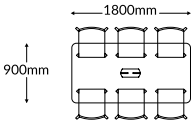
Follow our guide and customise our products to suit your space

- 1
- 2
- 3
- 4
- 5
- 6
- 7

Select Height: Standard or Poseur


- 1
- 2
- 3
- 4
- 5
- 6
- 7

Select Size:
Example sizes with chair configurations below.

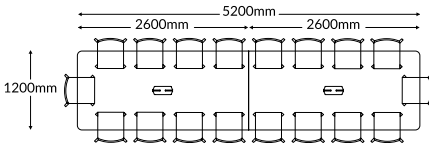
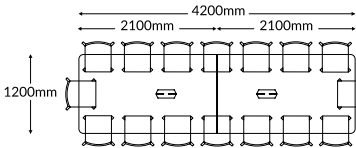
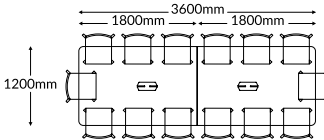
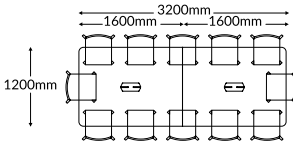


- 1
- 2
- 3
- 4
- 5
- 6
- 7

Select Frame Finish:
Choose from selected finishes



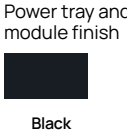
Diagrams show a 500mm chair placed around the tables as seating capacity indication only. Capacity can be increased with the use of benches. Tables over 2800 mm are more than one-piece tops, seams as shown below. Two-piece tops are not available on poseur height tables.



- 1
- 2
- 3
- 4
- 5
- 6
- 7

Select Power: Powered or Non-powered

Blume Tables can be specified with or without integrated power. Tables with Power are supplied with a steel lift-out power flap and shroud for cutline edge laminate topsh. The cable tray and power modules are Black only. European power available, please speak to our sales team for more information.



Standard power configuration for Blume Tables with Power

For power variations, the amount of power cut-outs per table varies depending on the length. Power modules per power cut-out are available with one of the options below.

Table Length	Power Cut-outs
1800mm to 2800mm	1
3200mm to 5200mm	2 - For two or more power cut-outs, please specify each power module.

Option A

4x UK Power & 2x Twin USB Charge (1x Type-C & 1x Type-A USB Charge)



Option B

4x UK Power, 1x Twin USB Charge (1x Type-C & 1x Type-A), 1x CAT6 & 1x HDMI



- 1
- 2
- 3
- 4
- 5
- 6
- 7


Select Top Type and Finish: All tops are supplied with rounded corners. Available with cutline edge laminate or side-pressed solid bamboo.



Cutline Standard Laminate



Cutline Rustic



Cutline Fenix




Other finishes are available, contact us for more information - Price on application



- 1
- 2
- 3
- 4
- 5
- 6
- 7

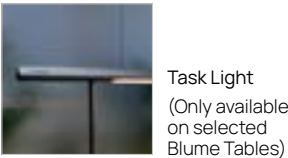
Select Lift-out Power Flap Finish: Black supplied as standard. Other Finishes - POA.

RAL power flap and metal shroud finish
for cutline table tops



- 1
- 2
- 3
- 4
- 5
- 6
- 7

Select Accessories:





Rounded corner profile tops




Integrated cable management
and levelling feet



Lift-out power flap



Complementary Chair and
Stool available





Blume Table
height 740, top thickness 25/30 mm

SIZE (MM)	TOP PIECES	ORDER CODE			PRICE		
					Cutline Rounded Edge		
		Oak (Stained Ash)	Black Ash	Natural Ash	Standard	Rustic	Fenix
1800 x 900	1	BMT.DHT.OCA.180.901.NPV	BMT.DHT.SBK.180.901.NPV	BMT.DHT.NAS.180.901.NPV			
2100 x 1200	1	BMT.DHT.OCA.2101201.NPV	BMT.DHT.SBK.2101201.NPV	BMT.DHT.NAS.2101201.NPV			
2400 x 1200	1	BMT.DHT.OCA.2401201.NPV	BMT.DHT.SBK.2401201.NPV	BMT.DHT.NAS.2401201.NPV			
3200 x 1200	2	BMT.DHT.OCA.320120.2.NPV	BMT.DHT.SBK.320120.2.NPV	BMT.DHT.NAS.320120.2.NPV			
3600 x 1200	2	BMT.DHT.OCA.360120.2.NPV	BMT.DHT.SBK.360120.2.NPV	BMT.DHT.NAS.360120.2.NPV			
4200 x 1200	2	BMT.DHT.OCA.420120.2.NPV	BMT.DHT.SBK.420120.2.NPV	BMT.DHT.NAS.420120.2.NPV			



Blume Poseur Table
height 1050, top thickness 25/30 mm

SIZE (MM)	TOP PIECES	ORDER CODE			PRICE		
					Cutline Rounded Edge		
		Oak (Stained Ash)	Black Ash	Natural Ash	Standard	Rustic	Fenix
1800 x 900	1	BMT.PHT.OCA.180.901.NPV	BMT.PHT.SBK.180.901.NPV	BMT.PHT.NAS.180.901.NPV			
2100 x 1200	1	BMT.PHT.OCA.2101201.NPV	BMT.PHT.SBK.2101201.NPV	BMT.PHT.NAS.2101201.NPV			
2400 x 1200	1	BMT.PHT.OCA.2401201.NPV	BMT.PHT.SBK.2401201.NPV	BMT.PHT.NAS.2401201.NPV			



Blume Table with Power
height 740, top thickness 25/30 mm

SIZE (MM)	TOP PIECES	CUT-OUTS	ORDER CODE			PRICE		
						Cutline Edge		
			Oak (Stained Ash)	Black Ash	Natural Ash	Standard	Rustic	Fenix
1800 x 900	1	1	BMT.DHT.OCA.180.901.WPV	BMT.DHT.SBK.180.901.WPV	BMT.DHT.NAS.180.901.WPV			
2100 x 1200	1	1	BMT.DHT.OCA.2101201.WPV	BMT.DHT.SBK.2101201.WPV	BMT.DHT.NAS.2101201.WPV			
2400 x 1200	1	1	BMT.DHT.OCA.2401201.WPV	BMT.DHT.SBK.2401201.WPV	BMT.DHT.NAS.2401201.WPV			
3200 x 1200	2	2	BMT.DHT.OCA.320120.2.WPV	BMT.DHT.SBK.320120.2.WPV	BMT.DHT.NAS.320120.2.WPV			
3600 x 1200	2	2	BMT.DHT.OCA.360120.2.WPV	BMT.DHT.SBK.360120.2.WPV	BMT.DHT.NAS.360120.2.WPV			
4200 x 1200	2	2	BMT.DHT.OCA.420120.2.WPV	BMT.DHT.SBK.420120.2.WPV	BMT.DHT.NAS.420120.2.WPV			



Blume Poseur Table with Power
height 1050, top thickness 25/30 mm

SIZE (MM)	TOP PIECES	CUT-OUTS	ORDER CODE			PRICE		
						Cutline Edge		
			Oak (Stained Ash)	Black Ash	Natural Ash	Standard	Rustic	Fenix
1800 x 900	1	1	BMT.PHT.OCA.180.901.WPV	BMT.PHT.SBK.180.901.WPV	BMT.PHT.NAS.180.901.WPV			
2100 x 1200	1	1	BMT.PHT.OCA.2101201.WPV	BMT.PHT.SBK.2101201.WPV	BMT.PHT.NAS.2101201.WPV			
2400 x 1200	1	1	BMT.PHT.OCA.2401201.WPV	BMT.PHT.SBK.2401201.WPV	BMT.PHT.NAS.2401201.WPV			

Specify power module option. Price includes cut-out/s in table top, power flap, cable tray and power modules.

STEPS TO SPECIFY

Follow our guide and customise our products to suit your space

- 1
- 2
- 3
- 4

Select Height: Chair, Stool or Counter Height

- 1
- 2
- 3
- 4

Select Frame:



4 Leg
(Wooden frame)



4 Leg
(Steel frame)



4 Leg
(with Arms)



4 Star
(with Castors)



Swivel 4 Star
(with Castors
and Arms)

- 1
- 2
- 3
- 4

Select Frame Finish: Choose from selected frame finishes

Blume 4 Leg (Wooden frame)

Wood frame finishes



Oak
(Stained
Ash)



Black Ash



Natural Ash

Blume 4 Leg (Metal frame and 4 Star base)

RAL metal frame finishes



Black
9005

- 1
- 2
- 3
- 4

Select Fabric: Available in fabric bands B-I

[Click here for fabrics](#)



Blume 4 Leg
width 600, depth 545, height 850, seat height 475 mm

FABRIC	ORDER CODE	
B	BMC.4L1.BK.FBB	
C	BMC.4L1.BK.FBC	
D	BMC.4L1.BK.FBD	
E	BMC.4L1.BK.FBE	
F	BMC.4L1.BK.FBF	
G	BMC.4L1.BK.FBG	
H	BMC.4L1.BK.FBH	
I	BMC.4L1.BK.FBI	



Blume 4 Leg (Wooden frame)
width 505, depth 500, height 850, seat height 475 mm

FABRIC	ORDER CODE			
	Oak (Stained Ash)	Black Ash	Natural Ash	
B	BMC.4W1.OCA.FBB	BMC.4W1.SBK.FBB	BMC.4W1.NAS.FBB	
C	BMC.4W1.OCA.FBC	BMC.4W1.SBK.FBC	BMC.4W1.NAS.FBC	
D	BMC.4W1.OCA.FBD	BMC.4W1.SBK.FBD	BMC.4W1.NAS.FBD	
E	BMC.4W1.OCA.FBE	BMC.4W1.SBK.FBE	BMC.4W1.NAS.FBE	
F	BMC.4W1.OCA.FBF	BMC.4W1.SBK.FBF	BMC.4W1.NAS.FBF	
G	BMC.4W1.OCA.FBG	BMC.4W1.SBK.FBG	BMC.4W1.NAS.FBG	
H	BMC.4W1.OCA.FBH	BMC.4W1.SBK.FBH	BMC.4W1.NAS.FBH	
I	BMC.4W1.OCA.FBI	BMC.4W1.SBK.FBI	BMC.4W1.NAS.FBI	



Blume 4 Leg Meeting Chair with Arms
width 605, depth 545, height 850,
seat height 475 mm

FABRIC	ORDER CODE	
B	BMC.4L1A.FBB	
C	BMC.4L1A.FBC	
D	BMC.4L1A.FBD	
E	BMC.4L1A.FBE	
F	BMC.4L1A.FBF	
G	BMC.4L1A.FBG	
H	BMC.4L1A.FBH	
I	BMC.4L1A.FBI	



Blume 4 Star Swivel Meeting Chair with Arms and Castors
width 600, depth 545, height 855,
seat height 490 mm

FABRIC	ORDER CODE	
B	BMC.4SCA.FBB	
C	BMC.4SCA.FBC	
D	BMC.4SCA.FBD	
E	BMC.4SCA.FBE	
F	BMC.4SCA.FBF	
G	BMC.4SCA.FBG	
H	BMC.4SCA.FBH	
I	BMC.4SCA.FBI	



Blume 4 Star Chair with Castors
width 505, depth 545, height 855,
seat height 490 mm

FABRIC	ORDER CODE	
B	BMC.S4C.FBB	
C	BMC.S4C.FBC	
D	BMC.S4C.FBD	
E	BMC.S4C.FBE	
F	BMC.S4C.FBF	
G	BMC.S4C.FBG	
H	BMC.S4C.FBH	
I	BMC.S4C.FBI	



Blume Stool 4 Leg
width 570, depth 610, height 1020, seat height 740 mm

FABRIC	ORDER CODE	
B	BMS.4L1.BK.FBB	
C	BMS.4L1.BK.FBC	
D	BMS.4L1.BK.FBD	
E	BMS.4L1.BK.FBE	
F	BMS.4L1.BK.FBF	
G	BMS.4L1.BK.FBG	
H	BMS.4L1.BK.FBH	
I	BMS.4L1.BK.FBI	



Blume Stool 4 Leg (Wooden frame)
width 490, depth 500, height 1025, seat height 750 mm

FABRIC	ORDER CODE			
	Oak (Stained Ash)	Black Ash	Natural Ash	
B	BMS.4W1.OCA.FBB	BMS.4W1.SBK.FBB	BMS.4W1.NAS.FBB	
C	BMS.4W1.OCA.FBC	BMS.4W1.SBK.FBC	BMS.4W1.NAS.FBC	
D	BMS.4W1.OCA.FBD	BMS.4W1.SBK.FBD	BMS.4W1.NAS.FBD	
E	BMS.4W1.OCA.FBE	BMS.4W1.SBK.FBE	BMS.4W1.NAS.FBE	
F	BMS.4W1.OCA.FBF	BMS.4W1.SBK.FBF	BMS.4W1.NAS.FBF	
G	BMS.4W1.OCA.FBG	BMS.4W1.SBK.FBG	BMS.4W1.NAS.FBG	
H	BMS.4W1.OCA.FBH	BMS.4W1.SBK.FBH	BMS.4W1.NAS.FBH	
I	BMS.4W1.OCA.FBI	BMS.4W1.SBK.FBI	BMS.4W1.NAS.FBI	



Blume Counter Height 4 Leg (Metal frame)
width 570, depth 610, height 915, seat height 650 mm

FABRIC	ORDER CODE	
B	BMCS.4L1.FBB	
C	BMCS.4L1.FBC	
D	BMCS.4L1.FBD	
E	BMCS.4L1.FBE	
F	BMCS.4L1.FBF	
G	BMCS.4L1.FBG	
H	BMCS.4L1.FBH	
I	BMCS.4L1.FBI	



Blume Counter Height 4 Leg (Wooden frame)
width 570, depth 610, height 915, seat height 650 mm

FABRIC	ORDER CODE			
	Oak (Stained Ash)	Black Ash	Natural Ash	
B	BMCS.4W1.OCA.FBB	BMCS.4W1.SBK.FBB	BMCS.4W1.NAS.FBB	
C	BMCS.4W1.OCA.FBC	BMCS.4W1.SBK.FBC	BMCS.4W1.NAS.FBC	
D	BMCS.4W1.OCA.FBD	BMCS.4W1.SBK.FBD	BMCS.4W1.NAS.FBD	
E	BMCS.4W1.OCA.FBE	BMCS.4W1.SBK.FBE	BMCS.4W1.NAS.FBE	
F	BMCS.4W1.OCA.FBF	BMCS.4W1.SBK.FBF	BMCS.4W1.NAS.FBF	
G	BMCS.4W1.OCA.FBG	BMCS.4W1.SBK.FBG	BMCS.4W1.NAS.FBG	
H	BMCS.4W1.OCA.FBH	BMCS.4W1.SBK.FBH	BMCS.4W1.NAS.FBH	
I	BMCS.4W1.OCA.FBI	BMCS.4W1.SBK.FBI	BMCS.4W1.NAS.FBI	



RELIC

This flexible range is a natural choice for any co-working environment. Choose mobile table variations to create collaborative spaces for agile working and social exchange. A fusion of rustic detail and industrial inspiration, the extensive range of sizes and finishes enables Relic to be used in multiple applications across every scheme.

FEATURES

- Wide range of sizes and finishes
- Power and data port options
- Fully integrated cable management
- Inset frame allows additional seating at either end
- Castors available for mobility
- Complementary benches, stools and storage
- Fast assembly



STEPS TO SPECIFY

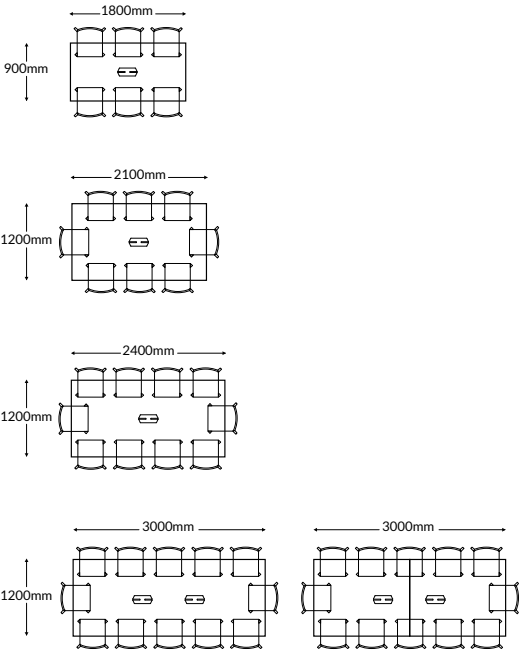
Follow our guide and customise our products to suit your space

- 1
- 2
- 3
- 4
- 5
- 6

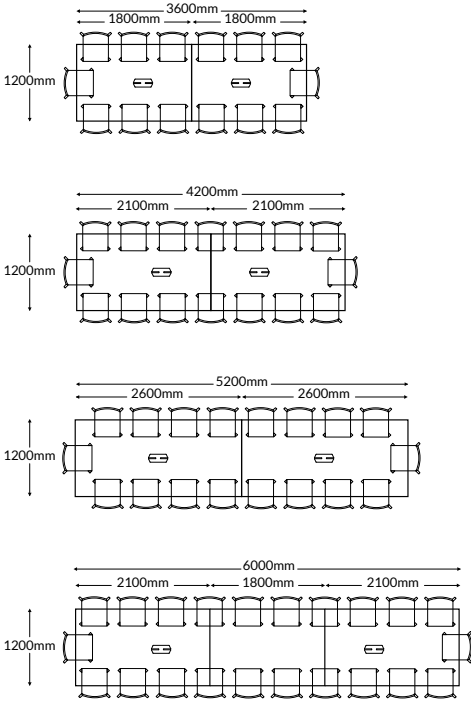
Select Frame: Standard or Poseur, with or without Castors

- 1
- 2
- 3
- 4
- 5
- 6

Select Size:
Example sizes with chair configurations below,



Diagrams show a 500mm chair placed around the tables as seating capacity indication only. Capacity can be increased with the use of benches. Tables over 3000 mm are more than one-piece tops, seams as shown below.



- 1
- 2
- 3
- 4
- 5
- 6

Select Power: Powered or Non-powered

Relic Tables can be specified with or without integrated power. Tables with Power are supplied with one or more steel lift-out power flaps that match the selected frame colour. The cable tray and power modules are available in Black only. European power available, please speak to our sales team for more information.

Standard power configuration for Relic Tables with Power

For power variations, the amount of power cut-outs per table varies depending on the length. Power modules per power cut-out are available with one of the options below.

Table Length	Power Cut-outs
1600mm to 2400mm	1
3000mm to 6300mm	2 - For two or more power cut-outs, please specify each power module.

Option A

4x UK Power & 2x Twin USB Charge
(1x Type-C & 1x Type-A USB Charge)



Option B

4x UK Power, 1x Twin USB Charge (1x Type-C & 1x Type-A), 1x CAT6 & 1x HDMI



Power tray and module finishes
Black

Power tray and module finishes
Black

- 1
- 2
- 3
- 4
- 5
- 6

Select Frame Finish: Black metal frame as standard. Premium RAL colours and Raw Steel also available, subject to a price uplift.

Black
9005

Premium RAL frame finishes, subject to a price uplift



Metal frame finishes

Clear coated raw steel
Raw Steel

- 1
- 2
- 3
- 4
- 5
- 6


Select Top Type and Finish: Outline edge laminate

Cutline edge
top thickness 25mm

Outline Standard Laminate



Outline Rustic



Outline Fenix



Other finishes are available, contact us for more information - Price on application



- 1
- 2
- 3
- 4
- 5
- 6

Select Accessories:



Task Light
(Only available on selected Relic Tables)



Task Light



Braking castors



Integrated cable management and levelling feet



Lift-out power flap





Relic Table
height 750mm

SIZE (MM)	TOP PIECES	ORDER CODE	PRICE			
		Cutline Edge	Standard	Rustic	Fenix	
		Frame Finish:	Black	Black	Black	Premium RALs
1400x800	1	RST.140.80.1				
1400x900	1	RST.140.90.1				
1400x1200	1	RST.140.120.1				
1600x800	1	RST.160.80.1				
1600x900	1	RST.160.90.1				
1600x1200	1	RST.160.120.1				
1800x800	1	RST.180.80.1				
1800x900	1	RST.180.90.1				
1800x1200	1	RST.180.120.1				
2100x900	1	RST.210.90.1				
2100x1200	1	RST.210.120.1				
2350x900	1	RST.235.90.1				
2350x1200	1	RST.235.120.1				
2400x900	1	RST.240.90.1				
2400x1200	1	RST.240.120.1				
3000x900	1	RST.300.90.1				
3000x1200	1	RST.300.120.1				
3000x900	2	RST.300.90.2				
3000x1200	2	RST.300.120.2				
3200x900	2	RST.320.90.2				
3200x1200	2	RST.320.120.2				
3600x900	2	RST.360.90.2				
3600x1200	2	RST.360.120.2				
3800x900	2	RST.380.90.2				
3800x1200	2	RST.380.120.2				
4200x900	2	RST.420.90.2				
4200x1200	2	RST.420.120.2				
4700x900	2	RST.470.90.2				
4700x1200	2	RST.470.120.2				
4800x900	2	RST.480.90.2				
4800X1200	2	RST.480.120.2				
5200x900	2	RST.520.90.2				
5200x1200	2	RST.520.120.2				
5400x900	3	RST.540.90.3				
5400x1200	3	RST.540.120.3				
6000x900	3	RST.600.90.3				
6000x1200	3	RST.600.120.3				
6300x900	3	RST.630.90.3				
6300x1200	3	RST.630.120.3				

Specify power module option. Price includes cut-out/s in table top, power flap, cable tray and power modules.



Relic Poseur Table
height 1050mm

SIZE (MM)	TOP PIECES	ORDER CODE	PRICE			
		Cutline Edge	Standard	Rustic	Fenix	
		Frame Finish:	Black	Black	Black	Premium RALs
1400x800	1	RSP.140.80.1				
1400x900	1	RSP.140.90.1				
1400x1200	1	RSP.140.120.1				
1600x800	1	RSP.160.80.1				
1600x900	1	RSP.160.90.1				
1600x1200	1	RSP.160.120.1				
1800x800	1	RSP.180.80.1				
1800x900	1	RSP.180.90.1				
1800x1200	1	RSP.180.120.1				
2100x900	1	RSP.210.90.1				
2100x1200	1	RSP.210.120.1				
2350x900	1	RSP.235.90.1				
2350x1200	1	RSP.235.120.1				
2400x900	1	RSP.240.90.1				
2400x1200	1	RSP.240.120.1				
3000x900	1	RSP.300.90.1				
3000x1200	1	RSP.300.120.1				
3000x900	2	RSP.300.90.2				
3000x1200	2	RSP.300.120.2				
3200x900	2	RSP.320.90.2				
3200x1200	2	RSP.320.120.2				
3600x900	2	RSP.360.90.2				
3600x1200	2	RSP.360.120.2				
3800x900	2	RSP.380.90.2				
3800x1200	2	RSP.380.120.2				
4200x900	2	RSP.420.90.2				
4200x1200	2	RSP.420.120.2				
4700x900	2	RSP.470.90.2				
4700X1200	2	RSP.470.120.2				
4800x900	2	RSP.480.90.2				
4800x1200	2	RSP.480.120.2				
5200x900	2	RSP.520.90.2				
5200x1200	2	RSP.520.120.2				
5400x900	3	RSP.540.90.3				
5400x1200	3	RSP.540.120.3				
6000x900	3	RSP.600.90.3				
6000x1200	3	RSP.600.120.3				
6300x900	3	RSP.630.90.3				
6300x1200	3	RSP.630.120.3				



Relic Table with Power
height 750mm

SIZE (MM)	TOP PIECES	CUT-OUTS	ORDER CODE	PRICE			
				Standard	Rustic	Fenix	
			Cutline Edge				
			Frame Finish:	Black	Black	Black	Premium RALs
1600x800	1	1	RST.160.80.1.WPV				
1600x900	1	1	RST.160.90.1.WPV				
1600x1200	1	1	RST.160.120.1.WPV				
1800x800	1	1	RST.180.80.1.WPV				
1800x900	1	1	RST.180.90.1.WPV				
1800x1200	1	1	RST.180.120.1.WPV				
2100x900	1	1	RST.210.90.1.WPV				
2100x1200	1	1	RST.210.120.1.WPV				
2350x900	1	1	RST.235.90.1.WPV				
2350x1200	1	1	RST.235.120.1.WPV				
2400x900	1	1	RST.240.90.1.WPV				
2400x1200	1	1	RST.240.120.1.WPV				
3000x900	1	2	RST.300.90.1.WPV				
3000x1200	1	2	RST.300.120.1.WPV				
3000x900	2	2	RST.300.90.2.WPV				
3000x1200	2	2	RST.300.120.2.WPV				
3200x900	2	2	RST.320.90.2.WPV				
3200x1200	2	2	RST.320.120.2.WPV				
3600x900	2	2	RST.360.90.2.WPV				
3600x1200	2	2	RST.360.120.2.WPV				
3800x900	2	2	RST.380.90.2.WPV				
3800x1200	2	2	RST.380.120.2.WPV				
4200x900	2	2	RST.420.90.2.WPV				
4200x1200	2	2	RST.420.120.2.WPV				
4700x900	2	2	RST.470.90.2.WPV				
4700x1200	2	2	RST.470.120.2.WPV				
4800x900	2	2	RST.480.90.2.WPV				
4800X1200	2	2	RST.480.120.2.WPV				
5200x900	2	2	RST.520.90.2.WPV				
5200x1200	2	2	RST.520.120.2.WPV				
5400x900	3	2	RST.540.90.3.WPV				
5400x1200	3	2	RST.540.120.3.WPV				
6000x900	3	2	RST.600.90.3.WPV				
6000x1200	3	2	RST.600.120.3.WPV				
6300x900	3	2	RST.630.90.3.WPV				
6300x1200	3	2	RST.630.120.3.WPV				



Relic Poseur Table with Power
height 1050mm

SIZE (MM)	TOP PIECES	CUT-OUTS	ORDER CODE	PRICE			
				Standard	Rustic	Fenix	
			Cutline Edge				
			Frame Finish:	Black	Black	Black	Premium RALs
1600x800	1	1	RSP.160.80.1.WPV				
1600x900	1	1	RSP.160.90.1.WPV				
1600x1200	1	1	RSP.160.120.1.WPV				
1800x800	1	1	RSP.180.80.1.WPV				
1800x900	1	1	RSP.180.90.1.WPV				
1800x1200	1	1	RSP.180.120.1.WPV				
2100x900	1	1	RSP.210.90.1.WPV				
2100x1200	1	1	RSP.210.120.1.WPV				
2350x900	1	1	RSP.235.90.1.WPV				
2350x1200	1	1	RSP.235.120.1.WPV				
2400x900	1	1	RSP.240.90.1.WPV				
2400x1200	1	1	RSP.240.120.1.WPV				
3000x900	1	2	RSP.300.90.1.WPV				
3000x1200	1	2	RSP.300.120.1.WPV				
3000x900	2	2	RSP.300.90.2.WPV				
3000x1200	2	2	RSP.300.120.2.WPV				
3200x900	2	2	RSP.320.90.2.WPV				
3200x1200	2	2	RSP.320.120.2.WPV				
3600x900	2	2	RSP.360.90.2.WPV				
3600x1200	2	2	RSP.360.120.2.WPV				
3800x900	2	2	RSP.380.90.2.WPV				
3800x1200	2	2	RSP.380.120.2.WPV				
4200x900	2	2	RSP.420.90.2.WPV				
4200x1200	2	2	RSP.420.120.2.WPV				
4700x900	2	2	RSP.470.90.2.WPV				
4700x1200	2	2	RSP.470.120.2.WPV				
4800x900	2	2	RSP.480.90.2.WPV				
4800X1200	2	2	RSP.480.120.2.WPV				
5200x900	2	2	RSP.520.90.2.WPV				
5200x1200	2	2	RSP.520.120.2.WPV				
5400x900	3	2	RSP.540.90.3.WPV				
5400x1200	3	2	RSP.540.120.3.WPV				
6000x900	3	2	RSP.600.90.3.WPV				
6000x1200	3	2	RSP.600.120.3.WPV				
6300x900	3	2	RSP.630.90.3.WPV				
6300x1200	3	2	RSP.630.120.3.WPV				

Specify power module option. Price includes cut-out/s in table top, power flap, cable tray and power modules.



Relic Table with Castors
height 750mm

SIZE (MM)	TOP PIECES	ORDER CODE	PRICE			
		Cutline Edge	Standard	Rustic	Fenix	
		Frame Finish:	Black	Black	Black	Premium RALs
1400x800	1	RSMT.140.80.1				
1400x900	1	RSMT.140.90.1				
1400x1200	1	RSMT.140.120.1				
1600x800	1	RSMT.160.80.1				
1600x900	1	RSMT.160.90.1				
1600x1200	1	RSMT.160.120.1				
1800x800	1	RSMT.180.80.1				
1800x900	1	RSMT.180.90.1				
1800x1200	1	RSMT.180.120.1				
2100x900	1	RSMT.210.90.1				
2100x1200	1	RSMT.210.120.1				
2400x900	1	RSMT.240.90.1				
2400x1200	1	RSMT.240.120.1				
3000x900	1	RSMT.300.90.1				
3000x1200	1	RSMT.300.120.1				
3000x900	2	RSMT.300.90.2				
3000x1200	2	RSMT.300.120.2				
3200x900	2	RSMT.320.90.2				
3200x1200	2	RSMT.320.120.2				
3600x900	2	RSMT.360.90.2				
3600x1200	2	RSMT.360.120.2				
3800x900	2	RSMT.380.90.2				
3800x1200	2	RSMT.380.120.2				
4200x900	2	RSMT.420.90.2				
4200x1200	2	RSMT.420.120.2				
4800x900	2	RSMT.480.90.2				
4800X1200	2	RSMT.480.120.2				
5200x900	2	RSMT.520.90.2				
5200x1200	2	RSMT.520.120.2				
5400x900	3	RSMT.540.90.3				
5400x1200	3	RSMT.540.120.3				
6000x900	3	RSMT.600.90.3				
6000x1200	3	RSMT.600.120.3				
6300x900	3	RSMT.630.90.3				
6300x1200	3	RSMT.630.120.3				



Relic Poseur Table with Castors
height 1050mm

SIZE (MM)	TOP PIECES	ORDER CODE	PRICE			
		Cutline Edge	Standard	Rustic	Fenix	
		Frame Finish:	Black	Black	Black	Premium RALs
1400x800	1	RSMP.140.80.1				
1400x900	1	RSMP.140.90.1				
1400x1200	1	RSMP.140.120.1				
1600x800	1	RSMP.160.80.1				
1600x900	1	RSMP.160.90.1				
1600x1200	1	RSMP.160.120.1				
1800x800	1	RSMP.180.80.1				
1800x900	1	RSMP.180.90.1				
1800x1200	1	RSMP.180.120.1				
2100x900	1	RSMP.210.90.1				
2100x1200	1	RSMP.210.120.1				
2400x900	1	RSMP.240.90.1				
2400x1200	1	RSMP.240.120.1				
3000x900	1	RSMP.300.90.1				
3000x1200	1	RSMP.300.120.1				
3000x900	2	RSMP.300.90.2				
3000x1200	2	RSMP.300.120.2				
3200x900	2	RSMP.320.90.2				
3200x1200	2	RSMP.320.120.2				
3600x900	2	RSMP.360.90.2				
3600x1200	2	RSMP.360.120.2				
3800x900	2	RSMP.380.90.2				
3800x1200	2	RSMP.380.120.2				
4200x900	2	RSMP.420.90.2				
4200x1200	2	RSMP.420.120.2				
4800x900	2	RSMP.480.90.2				
4800x1200	2	RSMP.480.120.2				
5200x900	2	RSMP.520.90.2				
5200x1200	2	RSMP.520.120.2				
5400x900	3	RSMP.540.90.3				
5400x1200	3	RSMP.540.120.3				
6000x900	3	RSMP.600.90.3				
6000x1200	3	RSMP.600.120.3				
6300x900	3	RSMP.630.90.3				
6300x1200	3	RSMP.630.120.3				



Relic Table with Castors and Power
height 750mm

SIZE (MM)	TOP PIECES	CUT-OUTS	ORDER CODE	PRICE			
			Cutline Edge	Standard	Rustic	Fenix	
			Frame Finish:	Black	Black	Black	Premium RALs
1600x800	1	1	RSMT.160.80.1.WPV				
1600x900	1	1	RSMT.160.90.1.WPV				
1600x1200	1	1	RSMT.160.120.1.WPV				
1800x800	1	1	RSMT.180.80.1.WPV				
1800x900	1	1	RSMT.180.90.1.WPV				
1800x1200	1	1	RSMT.180.120.1.WPV				
2100x900	1	1	RSMT.210.90.1.WPV				
2100x1200	1	1	RSMT.210.120.1.WPV				
2400x900	1	1	RSMT.240.90.1.WPV				
2400x1200	1	1	RSMT.240.120.1.WPV				
3000x900	1	2	RSMT.300.90.1.WPV				
3000x1200	1	2	RSMT.300.120.1.WPV				
3000x900	2	2	RSMT.300.90.2.WPV				
3000x1200	2	2	RSMT.300.120.2.WPV				
3200x900	2	2	RSMT.320.90.2.WPV				
3200x1200	2	2	RSMT.320.120.2.WPV				
3600x900	2	2	RSMT.360.90.2.WPV				
3600x1200	2	2	RSMT.360.120.2.WPV				
3800x900	2	2	RSMT.380.90.2.WPV				
3800x1200	2	2	RSMT.380.120.2.WPV				
4200x900	2	2	RSMT.420.90.2.WPV				
4200x1200	2	2	RSMT.420.120.2.WPV				
4800x900	2	2	RSMT.480.90.2.WPV				
4800x1200	2	2	RSMT.480.120.2.WPV				
5200x900	2	2	RSMT.520.90.2.WPV				
5200x1200	2	2	RSMT.520.120.2.WPV				
5400x900	3	2	RSMT.540.90.3.WPV				
5400x1200	3	2	RSMT.540.120.3.WPV				
6000x900	3	2	RSMT.600.90.3.WPV				
6000x1200	3	2	RSMT.600.120.3.WPV				
6300x900	3	2	RSMT.630.90.3.WPV				
6300x1200	3	2	RSMT.630.120.3.WPV				

PLEASE NOTE: Power must be disconnected before moving the table.

Specify power module option. Price includes cut-out/s in table top, power flap, cable tray and power modules.



Relic Poseur Table with Castors and Power
height 1050mm

SIZE (MM)	TOP PIECES	CUT-OUTS	ORDER CODE	PRICE			
			Cutline Edge	Standard	Rustic	Fenix	
			Frame Finish:	Black	Black	Black	Premium RALs
1600x800	1	1	RSMP.160.80.1.WPV				
1600x900	1	1	RSMP.160.90.1.WPV				
1600x1200	1	1	RSMP.160.120.1.WPV				
1800x800	1	1	RSMP.180.80.1.WPV				
1800x900	1	1	RSMP.180.90.1.WPV				
1800x1200	1	1	RSMP.180.120.1.WPV				
2100x900	1	1	RSMP.210.90.1.WPV				
2100x1200	1	1	RSMP.210.120.1.WPV				
2400x900	1	1	RSMP.240.90.1.WPV				
2400x1200	1	1	RSMP.240.120.1.WPV				
3000x900	1	2	RSMP.300.90.1.WPV				
3000x1200	1	2	RSMP.300.120.1.WPV				
3000x900	2	2	RSMP.300.90.2.WPV				
3000x1200	2	2	RSMP.300.120.2.WPV				
3200x900	2	2	RSMP.320.90.2.WPV				
3200x1200	2	2	RSMP.320.120.2.WPV				
3600x900	2	2	RSMP.360.90.2.WPV				
3600x1200	2	2	RSMP.360.120.2.WPV				
3800x900	2	2	RSMP.380.90.2.WPV				
3800x1200	2	2	RSMP.380.120.2.WPV				
4200x900	2	2	RSMP.420.90.2.WPV				
4200x1200	2	2	RSMP.420.120.2.WPV				
4800x900	2	2	RSMP.480.90.2.WPV				
4800X1200	2	2	RSMP.480.120.2.WPV				
5200x900	2	2	RSMP.520.90.2.WPV				
5200x1200	2	2	RSMP.520.120.2.WPV				
5400x900	3	2	RSMP.540.90.3.WPV				
5400x1200	3	2	RSMP.540.120.3.WPV				
6000x900	3	2	RSMP.600.90.3.WPV				
6000x1200	3	2	RSMP.600.120.3.WPV				
6300x900	3	2	RSMP.630.90.3.WPV				
6300x1200	3	2	RSMP.630.120.3.WPV				

PLEASE NOTE: Power must be disconnected before moving the table.



Relic Wide Table
height 750mm

SIZE (MM)	TOP PIECES	ORDER CODE				
		Cutline Edge	Standard	Rustic	Fenix	
		Frame Finish:	Black	Black	Black	Premium RALs
2350x1600	2	RSW.235.160				
3100x1600	4	RSW.310.160				
3600x1600	4	RSW.360.160				



Relic Wide Table with Power
height 750mm

SIZE (MM)	TOP PIECES	CUT-OUTS	ORDER CODE				
			Cutline Edge	Standard	Rustic	Fenix	
			Frame Finish:	Black	Black	Black	Premium RALs
2350x1600	2	1	RSW.235.160.WPV				
3100x1600	4	2	RSW.310.160.WPV				
3600x1600	4	2	RSW.360.160.WPV				

Specify power module option. Price includes cut-out/s in table top, power flap, cable tray and power modules.



Relic Low Stool (upholstered)
width 410, depth 400, height 460 mm

FABRIC	ORDER CODE		
	Upholstered		
	Frame Finish:	Black	Premium RALs
A	RSS.U.LHT.40D.FBA		
B	RSS.U.LHT.40D.FBB		
C	RSS.U.LHT.40D.FBC		
D	RSS.U.LHT.40D.FBD		
E	RSS.U.LHT.40D.FBE		
F	RSS.U.LHT.40D.FBF		
G	RSS.U.LHT.40D.FBG		
H	RSS.U.LHT.40D.FBH		
I	RSS.U.LHT.40D.FBI		



Relic High Stool (upholstered)
width 410, depth 400 height 760 mm

FABRIC	ORDER CODE		
	Upholstered		
	Frame Finish:	Black	Premium RALs
A	RSS.U.HHT.40D.FBA		
B	RSS.U.HHT.40D.FBB		
C	RSS.U.HHT.40D.FBC		
D	RSS.U.HHT.40D.FBD		
E	RSS.U.HHT.40D.FBE		
F	RSS.U.HHT.40D.FBF		
G	RSS.U.HHT.40D.FBG		
H	RSS.U.HHT.40D.FBH		
I	RSS.U.HHT.40D.FBI		



Relic Small Bench (upholstered)
width 1000, depth 400, height 460 mm

FABRIC	ORDER CODE		
	Upholstered		
	Frame Finish:	Black	Premium RALs
A	RSB.U.104R.FBA		
B	RSB.U.104R.FBB		
C	RSB.U.104R.FBC		
D	RSB.U.104R.FBD		
E	RSB.U.104R.FBE		
F	RSB.U.104R.FBF		
G	RSB.U.104R.FBG		
H	RSB.U.104R.FBH		
I	RSB.U.104R.FBI		



Relic Medium Bench (upholstered)
width 1600, depth 400, height 460 mm

FABRIC	ORDER CODE		
	Upholstered		
	Frame Finish:	Black	Premium RALs
A	RSB.U.164R.FBA		
B	RSB.U.164R.FBB		
C	RSB.U.164R.FBC		
D	RSB.U.164R.FBD		
E	RSB.U.164R.FBE		
F	RSB.U.164R.FBF		
G	RSB.U.164R.FBG		
H	RSB.U.164R.FBH		
I	RSB.U.164R.FBI		



RELIC ROUND/SQUARE - STEPS TO SPECIFY

Follow our guide and customise our products to suit your space

- 1
- 2
- 3
- 4
- 5

Select Height: Standard or Poseur

- 1
- 2
- 3
- 4
- 5

Select Size

- 1
- 2
- 3
- 4
- 5

Select Power: Powered or Non-powered

Tables with Power have concealed integrated cable management.



Solo Power Unit
1x UK power & 1x Twin USB Charge.
(1x Type-C & 1x Type-A)
Available in Black or White

- 1
- 2
- 3
- 4
- 5

Select Frame Finish: Black metal frame as standard. Premium RAL colours and Raw Steel also available, subject to a price uplift.



Black
9005

Premium RAL frame finishes, subject to a price uplift



White
9016



Anthracite
7024



Clay
7034



Terracotta
050 60 30



Chamomile
050 90 05



Mustard
1012



Burnt Orange
2001



Beetroot
4004



Blue Grey
200 70 10



Turquoise
5018



Olive
100 40 10



Grey
7035



Dark Grey
7037

Metal frame finishes



Clear
coated
raw steel

Raw Steel

- 1
- 2
- 3
- 4
- 5

Select Top Type and Finish: Outline edge laminate



Outline edge
top thickness 25mm

Outline Standard Laminate



White



Anthracite



Oak

Outline Rustic



Rustic Oak



Rustic
Black Oak

Outline Fenix



Black

Other finishes are available, contact us for more information - Price on application





Relic 3 Leg Round Table
height 750mm

SIZE (MM)	ORDER CODE				
	Cutline Edge	Standard	Rustic	Fenix	
	Frame Finish:	Black	Black	Black	Premium RALs
900 dia	RET.90D				
1000 dia	RET.100D				



Relic 4 Leg Round Table
height 750mm

SIZE (MM)	ORDER CODE				
	Cutline Edge	Standard	Rustic	Fenix	
	Frame Finish:	Black	Black	Black	Premium RALs
1200 dia	RET.120D				



Relic 3 Leg Round Table with Power
height 750mm

SIZE (MM)	ORDER CODE				
	Cutline Edge	Standard	Rustic	Fenix	
	Frame Finish:	Black	Black	Black	Premium RALs
900 dia	RET.90D.SP1				
1000 dia	RET.100D.SP1				



Relic 4 Leg Round Table with Power
height 750mm

SIZE (MM)	ORDER CODE				
	Cutline Edge	Standard	Rustic	Fenix	
	Frame Finish:	Black	Black	Black	Premium RALs
1200 dia	RET.120D.SP1				



Relic 4 Leg Square Table
height 750mm

SIZE (MM)	ORDER CODE				
	Cutline Edge	Standard	Rustic	Fenix	
	Frame Finish:	Black	Black	Black	Premium RALs
1000 x 1000	RET.100S				
1200 x 1200	RET.120S				



Relic 4 Leg Square Table with Power
height 750mm

SIZE (MM)	ORDER CODE				
	Cutline Edge	Standard	Rustic	Fenix	
	Frame Finish:	Black	Black	Black	Premium RALs
1000 x 1000	RET.100S.SP1				
1200 x 1200	RET.120S.SP1				

RELIC CLOUD

The original bold design that creates a statement centrepiece for any environment and allows users to collaborate in a semi enclosed environment through the canopy enclosure. As the office landscape has evolved so has the footprint required to collaborate. This has created a need for both smaller individual collaboration surfaces and continuous runs in various table heights. Relic Cloud has been designed as a canvas to enable you to incorporate both biophilia and lighting options.



FEATURES

- Fully integrated cable management
- Various sizes of units catering for more compact spaces and large open plan spaces
- Available in dining and poseur heights
- Power and data options
- Mesh hanging trays allow multiple fixing points
- Optional cable management lighting pack to work with Peak Light



STEPS TO SPECIFY RELIC CLOUD

Follow our guide and customise our products to suit your space

- 1
- 2
- 3
- 4
- 5
- 6

Select Format: With or without castors

- 1
- 2
- 3
- 4
- 5
- 6

Select Size

- 1
- 2
- 3
- 4
- 5
- 6

Select Power: Powered or Non-powered

Relic Cloud can be specified with or without integrated power. Tables with Power are supplied with one or more steel lift-out power flaps that match the selected frame colour. The cable tray and power modules are only available in Black.


Standard power configuration for Relic Cloud with Power

For power variations, the amount of power cut-outs per table varies depending on the length. Power modules per power cut-out are available with one of the options below.

Table Width	Power Cut-outs
2350mm	1
3100mm / 3600mm	2 - Please specify each power module.


Option A

4x UK Power & 2x Twin USB Charge (1x Type-C & 1x Type-A USB Charge)



Option B

4x UK Power, 1x Twin USB Charge (1x Type-C & 1x Type-A), 1x CAT6 & 1x HDMI



Power tray and module finishes

Black

- 1
- 2
- 3
- 4
- 5
- 6

Select Frame Finish: Black metal frame as standard. Premium RAL colours and Raw Steel also available, subject to a price uplift.

Black

9005

Premium RAL frame finishes, subject to a price uplift

White

9016

Anthracite

7024

Clay

7034

Terracotta

050 60 30

Chamomile

050 90 05

Mustard

1012

Burnt Orange

2001

Beetroot

4004

Blue Grey

200 70 10

Turquoise

5018

Olive

100 40 10

Grey

7035

Dark Grey

7037


Metal frame finishes

Clear coated raw steel

Raw Steel

- 1
- 2
- 3
- 4
- 5
- 6

Select Top Type and Finish: Outline edge laminate



Cutline edge
top thickness 25mm

Cutline Standard Laminate

White

Anthracite

Oak

Cutline Rustic

Rustic Oak

Rustic Black Oak

Cutline Fenix

Black

Other finishes are available, contact us for more information - Price on application



- 1
- 2
- 3
- 4
- 5
- 6

Select Accessories:

Relic Cloud



Lighting Cable Management Kit
See below



Task Light
(Only available on selected Relic Tables)




Peak Light

Relic Cloud has been perfectly designed to incorporate hanging pendant lights from the mesh panels on the canopy.

For concealed cable management an optional lighting cable management kit is required per table.

Each kit includes one cable tray, cable management channel (matching RAL to frame finish), 2m 6-way extension lead, 5m single extension lead and table switch.

£576





Relic Cloud
total height 2000mm
table height 750mm

SIZE (MM)	TOPPIECES	CUT-OUTS	ORDER CODE				
			Cutline Edge	Standard	Rustic	Fenix	
			Frame Finish:	Black	Black	Black	Premium RALs
2350 x 1600	2	1	RSO.235.160				
3100 x 1600	4	2	RSO.310.160				
3600 x 1600	4	2	RSO.360.160				
4970 x 1600	6	3	RSO.497.160				



Power Flaps are
£847 per number
of cutouts required

Accessories

DESCRIPTION	ORDER CODE	
Lighting Cable Management (2350 - 3600) x1	RCDCMK	
Lighting Cable Management (4970) x2	RCDCMK	

PLEASE NOTE: Power must be disconnected before moving the table.
Specify power module option. Price includes cut-out/s in table top, power flap, cable tray and power modules.



COMPACT RELIC CLOUD

The original bold design that creates a statement centrepiece for any environment and allows users to collaborate in a semi enclosed environment through the canopy enclosure. As the office landscape has evolved so has the footprint required to collaborate. This has created a need for both smaller individual collaboration surfaces and continuous runs in various table heights. Compact Relic Cloud has been designed as a canvas to enable you to incorporate both biophilia and lighting options.



FEATURES

- Fully integrated cable management
- Various sizes of units catering for more compact spaces and longer and more varied landscapes
- Available in dining and poseur heights
- Drop table format combining table and poseur height in one unit
- Mobile versions available in all sizes
- Power and data options
- Mesh hanging trays allow multiple fixing points for biophelia
- Refined number of surface colours options



STEPS TO SPECIFY COMPACT RELIC CLOUD

Follow our guide and customise our products to suit your space

- 1
- 2
- 3
- 4
- 5
- 6

Select Format: With or without castors

- 1
- 2
- 3
- 4
- 5
- 6

Select Size

- 1
- 2
- 3
- 4
- 5
- 6

Select Power: Powered or Non-powered

Compact Relic Cloud is available with two Solo Power Units




Solo Power Unit
1x UK power & 1x Twin USB Charge.
(1x Type-C & 1x Type-A)
Available in Black or white
Max 2 per table

Power Modules



- 1
- 2
- 3
- 4
- 5
- 6

Select Frame Finish: Black metal frame as standard. Premium RAL colours also available, subject to a price uplift.



Premium RAL frame finishes, subject to a price uplift




- 1
- 2
- 3
- 4
- 5
- 6

Compact Relic Clouds are supplied as standard in a 25mm White or Oak MFC tops.



MFC
top thickness 25mm



- 1
- 2
- 3
- 4
- 5
- 6

Select Accessories:



Mesh
Trays



Cable Channels
(With or without
castors)



Castors



Compact **Relic** Cloud Table

total height 2000mm
table height 750mm

SIZE (mm)	TOP PIECES	CUT-OUTS	ORDER CODE		
			Frame Finish:	Black	Premium RALs
2100 x 900	1	-	RSOCT.210.90		
2100 x 1200	1	-	RSOCT.210.120		
Castors	-	-	-		
Power	-	2	-		
4 x Mesh Trays in Anthracite	-	-	-		
1 x Cable Channel	-	-	-		



Compact **Relic** Cloud Poseur

total height 2000mm
table height 1050mm

SIZE (mm)	TOP PIECES	CUT-OUTS	ORDER CODE		
			Frame Finish:	Black	Premium RALs
2100 x 900	1	-	RSOCP.210.90		
2100 x 1200	1	-	RSOCP.210.120		
Castors	-	-	-		
Power	-	2	-		
4 x Mesh Trays in Anthracite	-	-	-		
1 x Cable Channel	-	-	-		



(Modesty panel between table tops
automatically included)

Compact **Relic** Cloud Drop Table

total height 2000mm
lower table height 750mm, upper table height 1050mm

SIZE (mm)	TOP PIECES	CUT-OUTS	ORDER CODE		
			Frame Finish:	Black	Premium RALs
4200 x 900	2	-	RSOCD.420.90		
4200 x 1200	2	-	RSOCD.420.120		
Castors	-	-	-		
Power	-	4	-		
8 x Mesh Trays in Anthracite	-	-	-		
1 x Cable Channel	-	-	-		



Compact **Relic** Cloud
Table

total height 2000mm

SIZE (mm)	TOP PIECES	CUT-OUTS	ORDER CODE		
				Black	Premium RALs
4200 x 900	2	-	RSOCT.420.90		
4200 x 1200	2	-	RSOCT.420.120		
Castors	-	-	-		
Power	-	4	-		
8 x Mesh Trays in Anthracite	-	-	-		
1 x Cable Channel	-	-	-		



Compact **Relic** CloudPoseur

total height 2000mm
table height 1050mm

SIZE (mm)	TOP PIECES	CUT-OUTS	ORDER CODE		
			Frame Finish:	Black	Premium RALs
4200 x 900	2	-	RSOCP.420.90		
4200 x 1200	2	-	RSOCP.420.120		
Castors	-	-	-		
Power	-	4	-		
8 x Mesh Trays in Anthracite	-	-	-		
1 x Cable Channel	-	-	-		

RELIC SOCIAL

* NEW *

With versatility at the core of its design, the Relic Social is a fully configurable, modular worktable system with limitless configurations that adapt and evolve with the ever-changing working environment.

With built-in functionality as standard including a central cable channel which acts as a harbor for integration, and optional accessories including power, shelf, screening, lighting and laptop holders, it strikes the perfect balance between aesthetics and practicality.

FEATURES

- Fully configurable, modular worktable system with limitless configurations
- Versatile range of sizes to suit modern day working environments
- Fully integrated cable management
- Table end additions including D-shaped tops and storage cupboards
- A range of accessories to support users in versatile and flexible environments
- A vast choice of frame and top finishes to suit individual interior design schemes
- Designed using the same Relic DNA suiting perfectly with all products in the Relic collection



STEPS TO SPECIFY RELIC SOCIAL

Follow our guide and customise our products to suit your space

- 1
- 2
- 3
- 4
- 5
- 6

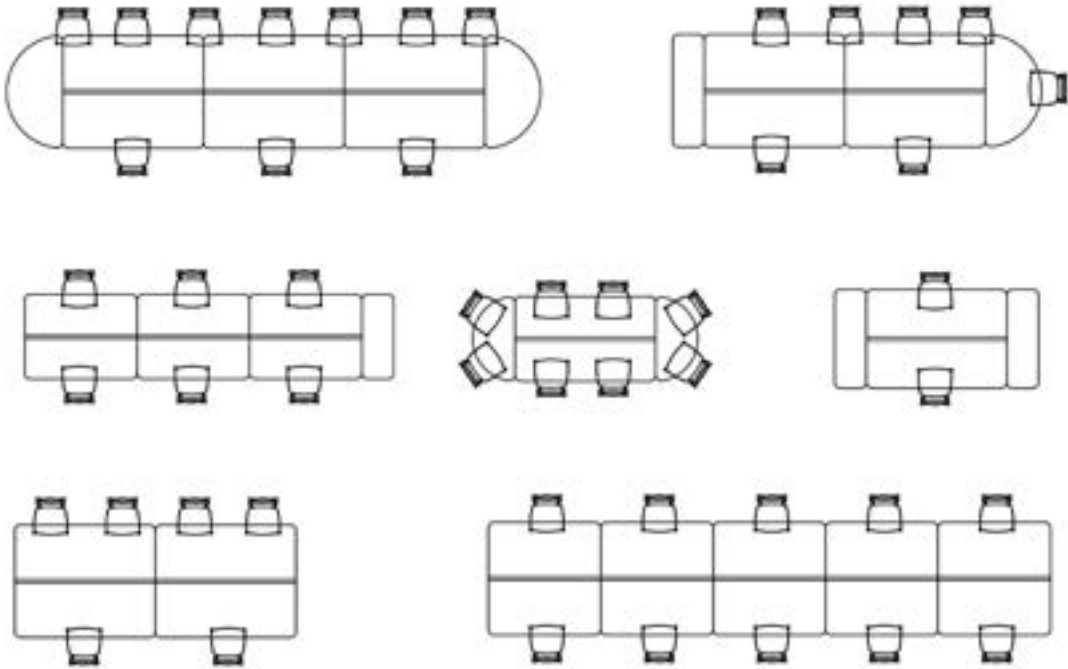
Select Size:
Select your starting size from any combination of the following dimensions:

Lengths:	Depths:
1400mm	1200mm
1600mm	1400mm
1800mm	1600mm

Example sizes with chair configurations below.

- 1
- 2
- 3
- 4
- 5
- 6

Extend the footprint as required. Using any combination of sizes listed in Step 1, add as many additional surfaces as required to complete your design.
As Relic Social offers infinite flexibility, please contact your Sales Account Manager for assistance if required when specifying.
Example sizes with chair configurations shown below.




- 1
- 2
- 3
- 4
- 5
- 6

Select Frame Finish: Black metal frame as standard. Premium RAL colours and Raw Steel also available, subject to a price uplift.



Premium RAL frame finishes, subject to a price uplift




Metal frame finishes



- 1
- 2
- 3
- 4
- 5
- 6

Select Surface: Standard Laminate, Rustic or FENIX



Other finishes are available, contact us for more information - Price on application



- 1
- 2
- 3
- 4
- 5
- 6

Select End Features: You can have any combination of end features to complement your design



D-End
The frame and table finishes will match the main table frame colour and surface unless otherwise specified.



Storage.
The frame and table finishes will match the main table frame colour and surface unless otherwise specified. The storage unit is only available in black.

Please note - If adding D-ends or Storage, the depth for the end accessories must match the depth of the end units they are aligned with.

- 1
- 2
- 3
- 4
- 5
- 6

Select Accessories:



Small shelf with Power

Small shelf:
2x UK power & 2x Twin USB Charge. (1x Type-C & 1x Type-A).



Large shelf with Power

Large shelf:
4x UK power & 4x Twin USB Charge. (2x Type-C & 2 x Type-A).



Small shelf



Large shelf

Shelf is available in Rustic Oak and Black FENIX.



Rustic Oak Black



Laptop Holder



Relic Social Mallet Light



Monitor Mount



Perimeter Power
1x UK power & 1x Twin USB Charge. (1x Type-C & 1x Type-A).



Cable Tray
3 x UK power.



Cork Screen



Optional rounded ends



Integrated cable management



Mobile cork screen



Power shelf



Relic Social
Mallet Light





Relic Social Table (2 person)
height 740mm

SIZE (MM)	TOP PIECES	ORDER CODE						
		Top Finish	Standard		Rustic		Fenix	
		Frame Finish:	Black	Premium RALS	Black	Premium RALS	Black	Premium RALS
1400x1200	2	RSS.2PW.140.120						
1400x1400	2	RSS.2PW.140.140						
1400x1600	2	RSS.2PW.140.160						
1600x1200	2	RSS.2PW.160.120						
1600x1400	2	RSS.2PW.160.140						
1600x1600	2	RSS.2PW.160.160						
1800x1200	2	RSS.2PW.180.120						
1800x1400	2	RSS.2PW.180.140						
1800x1600	2	RSS.2PW.180.160						

Relic Social Accessories

ACCESSORY	ORDER CODE	
Cork Screen	RSCS	
Laptop Holder	RSLTH	
Relic Social Mallet Lamp	RSMLLB	
Monitor Mount	RSMM	
Cable Tray Power	RSBDP	
Perimeter Power	RSPP	
Small Shelf	RSSS	
Large Shelf	RSSS	
Powered Small Shelf	RSSS	
Powered Large Shelf	RSSS	



Relic Social Table (4 person)
height 740mm

SIZE (MM)	TOP PIECES	ORDER CODE						
		Top Finish	Standard		Rustic		Fenix	
		Frame Finish:	Black	Premium RALS	Black	Premium RALS	Black	Premium RALS
2800x1200	4	RSS.4PW.280.120						
2800x1400	4	RSS.4PW.280.140						
2800x1600	4	RSS.4PW.280.160						
3200x1200	4	RSS.4PW.320.120						
3200x1400	4	RSS.4PW.320.140						
3200x1600	4	RSS.4PW.320.160						
3600x1200	4	RSS.4PW.360.120						
3600x1400	4	RSS.4PW.360.140						
3600x1600	4	RSS.4PW.360.160						

Relic Social Accessories

ACCESSORY	ORDER CODE	
Cork Screen	RSCS	
Laptop Holder	RSLTH	
Relic Social Mallet Lamp	RSMLLB	
Monitor Mount	RSMM	
Cable Tray Power	RSBDP	
Perimeter Power	RSPP	
Small Shelf	RSSS	
Large Shelf	RSSS	
Powered Small Shelf	RSSS	
Powered Large Shelf	RSSS	



Relic Social Table (6 person)
height 740mm

SIZE (MM)	TOP	ORDER CODE						
		Top Finish	Standard		Rustic		Fenix	
		Frame Finish:	Black	Premium RALS	Black	Premium RALS	Black	Premium RALS
4200x1200	6	RSS.6PW.420.120						
4200x1400	6	RSS.6PW.420.140						
4200x1600	6	RSS.6PW.420.160						
4800x1200	6	RSS.6PW.480.120						
4800x1400	6	RSS.6PW.480.140						
4800x1600	6	RSS.6PW.480.160						
5400x1200	6	RSS.6PW.540.120						
5400x1400	6	RSS.6PW.540.140						
5400x1600	6	RSS.6PW.540.160						

Relic Social Accessories

ACCESSORY	ORDER CODE	PRICE
Cork Screen	RSCS	
Laptop Holder	RSLTH	
Relic Social Mallet Lamp	RSMLLB	
Monitor Mount	RSMM	
Cable Tray Power	RSBDP	
Perimeter Power	RSPP	
Small Shelf	RSSS	
Large Shelf	RSSS	
Powered Small Shelf	RSSS	
Powered Large Shelf	RSSS	



Relic Social Extension (D-End)
height 740mm

DEPTH SIZE (mm)	WIDTH (MM)	TOP	ORDER CODE						
			Top Pieces	Standard		Rustic		Fenix	
			Frame Finish:	Black	Premium RALS	Black	Premium RALS	Black	Premium RALS
1200	600	1	RSSD.120.60						
1400	700	1	RSSD.140.60						
1600	800	1	RSSD.160.60						



Relic Social Storage Extension
height 740mm

SIZE (MM)	WIDTH (MM)	TOP	ORDER CODE						
			Top Pieces	Standard		Rustic		Fenix	
			Frame Finish:	Black	Premium RALS	Black	Premium RALS	Black	Premium RALS
1200	560	1	RSSC.120.55						
1400	560	1	RSSC.140.55						
1600	560	1	RSSC.160.55						

Seating - Soft Seating

ALTO	>>
ALTO MODULAR	>>
BAE	>>
* BIG SOFTIE	>>
BOHO	>>
DOWNTOWN	>>
DRIVE	>>
FLORD	>>
ILK	>>
* PUFFA	>>
SAIL SOFA HIGH	>>
* SAIL SOFA LOW	>>
SCANDI	>>
SNUG MODULAR	>>
SNUG SOFA	>>
TROST	>>
YAK	>>

* New product



BIG SOFTIE

* NEW *

Big Sofie is a flexible free flowing occasional seating system which has versatility at the core of its design. Its curvaceous and inflated look conveys absolute comfort and the unique free flowing design is grounded by the original end caps, bringing calm and tranquility to any space.

FEATURES

- Choice of accessories including power options
- Minimal components, reducing environmental impacts
- Preconfigured options for easy space planning
- Adjustable side tables to suit individual requirements
- Power where you need it
- Built in linking devices
- Re-upholsterable



Curvaceous and
inflated look



Side and Floating
tables



Personal Power Options



STEPS TO SPECIFY

Follow our guide and customise our products to suit your space


- 1
- 2
- 3
- 4

Build limitless configurations from just four modular units or select from our pre-configured options below.



Pre-configured Options

Our carefully curated pre-configured formats are available with additional discount when full configuration ordered using the product codes. All fabric bands are available, the below are illustrations from fabric Band C.



- 1
- 2
- 3
- 4

Choose Fabric: Available in fabric bands B-I or Vinyl Band 1-3

[Click here for fabrics](#)

- 1
- 2
- 3
- 4

Select Straight units with power

Please note: Power can only be added to the straight units sofa - there is no provision for it to be added to the curved units because of the construction methods.



- 1
- 2
- 3
- 4

Choose Accessories:





Big Softie Straight

width 740, depth 784, height 750, seat height 440 mm

FABRIC	ORDER CODE	
B	BSO.1.FB	
C	BSO.1.FC	
D	BSO.1.FD	
E	BSO.1.FE	
F	BSO.1.FF	
G	BSO.1.FG	
H	BSO.1.FH	
I	BSO.1.FI	
	Single Power	
	Double Power	



Big Softie End Cap

width 614, depth 420, height 420 mm

FABRIC	ORDER CODE	
B	BSO.4.FB	
C	BSO.4.FC	
D	BSO.4.FD	
E	BSO.4.FE	
F	BSO.4.FF	
G	BSO.4.FG	
H	BSO.4.FH	
I	BSO.4.FI	



Big Softie Side Table

Diameter 300 mm , wheight 645 mm

The Big Softie side table is available in Black Stained Ash or Natural Ash.



Black Stained Ash Natural Ash

DESCRIPTION	ORDER CODE	
		Black Stained Ash or Natural Ash
Side Table	BSO.STL	



Big Softie Floating Table

width 350, depth 350, height 511 mm

The Big Softie floating table is available in Black Stained Ash or Natural Ash.



Black Stained Ash Natural Ash

DESCRIPTION	ORDER CODE	
		Black Stained Ash or Natural Ash
Floating Table	BSO.SFTL	

Please note: The side table can be fitted in a choice of three height positions. Please refer to the installation guidelines when constructing.



Big Softie 45 Degreeed Outward

width 805, depth 784, height 750, seat height 440 mm

FABRIC	ORDER CODE	
B	BSO.3.FB	
C	BSO.3.FC	
D	BSO.3.FD	
E	BSO.3.FE	
F	BSO.3.FF	
G	BSO.3.FG	
H	BSO.3.FH	
I	BSO.3.FI	



Big Softie 45 Degrees Inward

width 805, depth 784, height 750, seat height 440 mm

FABRIC	ORDER CODE	
B	BSO.2.FB	
C	BSO.2.FC	
D	BSO.2.FD	
E	BSO.2.FE	
F	BSO.2.FF	
G	BSO.2.FG	
H	BSO.2.FH	
I	BSO.2.FI	

SAIL SOFA HIGH

The Sail booth system addresses privacy for commercial office interiors, by providing a segregated space to collaborate, learn, focus, or relax. It's a refined seating system that allows flexibility and consolidation of workspace in a given area to escape without the need for partitioning or division, promoting collaboration, creativity, and deep concentrative thinking. The ergonomically designed booth has exemplary comfort levels.

FEATURES

- Work independently in comfort
- Elegant organic profile to suit interior design schemes
- Generous proportions
- Soft, sleek design with curved corners
- High-back enhances privacy and acoustics



STEPS TO SPECIFY

Follow our guide and customise our products to suit your space

- 1
- 2
- 3

Select Size: One or Two seater sofa

- 1
- 2
- 3

Select Fabric: Available in fabric bands B-I

[Click here for fabrics](#)

- 1
- 2
- 3

Select Accessories:



Side Table - with or without power



Perimeter Power
1x UK power &
1x Twin USB
Charge.
(1x Type-C & 1x
Type-A)



Side cushions



Castors

Table Top finishes:



White



Anthracite

Please note: Cushions are attached and cannot be fitted retrospectively.





Exemplary comfort



Black fine textured legs



Elegant organic profile



Easy assembly





Sail Sofa One Seater
width 976, depth 783, height 1385, seat height 452mm

FABRIC	ORDER CODE	
B	SIF.N.1SSF.FBB	
C	SIF.N.1SSF.FBC	
D	SIF.N.1SSF.FBD	
E	SIF.N.1SSF.FBE	
F	SIF.N.1SSF.FBF	
G	SIF.N.1SSF.FBG	
H	SIF.N.1SSF.FBH	
I	SIF.N.1SSF.FBI	



Sail Sofa Two Seater
width 1520, depth 783, height 1385, seat height 452mm

FABRIC	ORDER CODE	
B	SIF.N.2SSF.FBB	
C	SIF.N.2SSF.FBC	
D	SIF.N.2SSF.FBD	
E	SIF.N.2SSF.FBE	
F	SIF.N.2SSF.FBF	
G	SIF.N.2SSF.FBG	
H	SIF.N.2SSF.FBH	
I	SIF.N.2SSF.FBI	



Sail Sofa Three Seater
width 976, depth 783, height 1385, seat height 452mm

FABRIC	ORDER CODE	
B	SIF.N.2SSF.HHT.FBB	
C	SIF.N.2SSF.HHT.FBC	
D	SIF.N.2SSF.HHT.FBD	
E	SIF.N.2SSF.HHT.FBE	
F	SIF.N.2SSF.HHT.FBF	
G	SIF.N.2SSF.HHT.FBG	
H	SIF.N.2SSF.HHT.FBH	
I	SIF.N.2SSF.HHT.FBI	

Sail Sofa Side Cushions
Costs reflect a pair of side cushions that are attached and cannot be fitted retrospectively.

FABRIC		
B		
C		
D		
E		
F		
G		
H		
I		

Sail is also available as a Two Seater, Four Seater and Six Seater Booth.



SAIL SOFA LOW

* NEW *

With a lower back profile, the Sail Sofa Low maintains the soft, sculptural form, inviting proportions, and welcoming appeal expected from the Sail collection. The low back sides allow for partial privacy creating a space to retreat and take a moment to relax - perfect for agile offices, co-working spaces, and social zones.



FEATURES

- Low back form, ideal in open environments requiring clear lines of sight
- Elegant organic profile to suit contemporary design schemes
- Generous proportions for maximum comfort levels for users
- Soft, contemporary, and sculptural form



STEPS TO SPECIFY

Follow our guide and customise our products to suit your space

- 1
- 2
- 3

Select Size: One, Two or Three seater sofa

- 1
- 2
- 3

Select Fabric: Available in fabric bands B-I

[Click here for fabrics](#)

- 1
- 2
- 3

Select Accessories:



Side Table - with or without power



Perimeter Power
1x UK power &
1x Twin USB
Charge.
(1x Type-C & 1x
Type-A)



Side cushions



Castors

Table Top finishes:



White



Anthracite

Please note: Cushions are attached and cannot be fitted retrospectively.





Optional Power



Mobile option



Intergrated Side Table



Exemplary Comfort





Sail Sofa One Seater Sofa

width 976, depth 783, height 825, seat height 452 mm

FABRIC	ORDER CODE	
B	SIF.n.1SSF.LHT.FBB	
C	SIF.n.1SSF.LHT.FBC	
D	SIF.n.1SSF.LHT.FBD	
E	SIF.n.1SSF.LHT.FBE	
F	SIF.n.1SSF.LHT.FBF	
G	SIF.n.1SSF.LHT.FBG	
H	SIF.n.1SSF.LHT.FBH	
I	SIF.n.1SSF.LHT.FBI	
Castors		
Side Table		
Power (Side Table)		



Sail Sofa Two Seater Sofa

width 1520, depth 783, height 825, seat height 452 mm

FABRIC	ORDER CODE	
B	SIF.n.2SSF.LHT.FBB	
C	SIF.n.2SSF.LHT.FBC	
D	SIF.n.2SSF.LHT.FBD	
E	SIF.n.2SSF.LHT.FBE	
F	SIF.n.2SSF.LHT.FBF	
G	SIF.n.2SSF.LHT.FBG	
H	SIF.n.2SSF.LHT.FBH	
I	SIF.n.2SSF.LHT.FBI	
Castors		
Side Table		
Power (Side Table)		



Sail Sofa Three Seater Sofa

width 2138, depth 783, height 825, seat height 452 mm

FABRIC	ORDER CODE	
B	SIF.n.3SSF.LHT.FBB	
C	SIF.n.3SSF.LHT.FBC	
D	SIF.n.3SSF.LHT.FBD	
E	SIF.n.3SSF.LHT.FBE	
F	SIF.n.3SSF.LHT.FBF	
G	SIF.n.3SSF.LHT.FBG	
H	SIF.n.3SSF.LHT.FBH	
I	SIF.n.3SSF.LHT.FBI	
Castors		
Side Table		
Power (Side Table)		

Sail Sofa Side Cushions

Costs reflect a pair of side cushions that are attached and cannot be fitted retrospectively.

FABRIC	
B	
C	
D	
E	
F	
G	
H	
I	

Sail is also available as a Focus Pod and a Two, Four and Six Seater Booth.



BOHO

Boho provides the perfect spot to unwind and catch your breath. Become enveloped in the delightfully soft bulbous armchair and experience the welcoming reassurance and warmth created by its curvaceous design. Complement your interior design and customise your Boho armchair with a range of beautiful upholstery finishes to create an alluring, elegant and comfortable statement chair that breathes relief and relaxation into any environment.



FEATURES

- Organic inflated statement chair
- Designed to allure comfort
- Ruched upholstery detailing
- 100% recyclable
- Replaceable covers
- Black frame finish



STEPS TO SPECIFY

Follow our guide and customise our products to suit your space

12

Select Fabric: Available in limited selected fabrics due to suitability

[Click here for fabrics](#)

12

Select Accessories:



Peggy
Laptop Table

The Peggy Laptop Table is the perfect supplementary product and is available as an accessory at a reduced price of £466.



Boho Chair
width 865, depth 755, height 845, seat height 450 mm

FABRIC	ORDER CODE	
B	BHO.FBB	
C	BHO.FBC	
D	BHO.FBD	
E	BHO.FBE	
F	BHO.FBF	
G	BHO.FBG	
H	BHO.FBH	
I	BHO.FBI	

TROST

Inspired by the Swedish word for 'comforting', the Trost chair has been designed to envelope you in its soft, reassuring form. Trost's choice of materials have been carefully considered to create maximum comfort with minimum impact on the built environment.



FEATURES

A statement chair with soft, reassuring form

High and low versions available

We have a limited list of approved fabrics that are suitable for the contours of the Trost Chair. Please refer to the Frovi sales office for further advice or the fabric band charts for more detail.



STEPS TO SPECIFY

Follow our guide and customise our products to suit your space

- 1
- 2
- 3

Select Height: High or Low

- 1
- 2
- 3

Select Frame Finish: Choose from selected finishes

Wood frame finishes



Natural Oak Black Oak

- 1
- 2
- 3
- 4

Select Accessories:



Peggy
Laptop Table

The Peggy Laptop Table is the perfect supplementary product and is available as an accessory at a reduced price of £466.

- 1
- 2
- 3

Select Fabric: Available in limited selected fabrics due to suitability

[Click here for fabrics](#)



Trost High
width 945, depth 850, height 1145, seat height 400 mm

FABRIC	ORDERCODE		
	NaturalOakFrame	BlackOakFrame	
B	TRC.HHT.4W1.NOK.FBB	TRC.HHT.4W1.BOK.FBB	
C	TRC.HHT.4W1.NOK.FBC	TRC.HHT.4W1.BOK.FBC	
D	TRC.HHT.4W1.NOK.FBD	TRC.HHT.4W1.BOK.FBD	
E	TRC.HHT.4W1.NOK.FBE	TRC.HHT.4W1.BOK.FBE	
F	TRC.HHT.4W1.NOK.FBF	TRC.HHT.4W1.BOK.FBF	
G	TRC.HHT.4W1.NOK.FBG	TRC.HHT.4W1.BOK.FBG	
H	TRC.HHT.4W1.NOK.FBH	TRC.HHT.4W1.BOK.FBH	
I	TRC.HHT.4W1.NOK.FBI	TRC.HHT.4W1.BOK.FBI	



Trost Low
width 945, depth 750, height 800, seat height 400 mm

FABRIC	ORDER CODE		
	Natural Oak Frame	Black Oak Frame	
B	TRC.LHT.4W1.NOK.FBB	TRC.LHT.4W1.BOK.FBB	
C	TRC.LHT.4W1.NOK.FBC	TRC.LHT.4W1.BOK.FBC	
D	TRC.LHT.4W1.NOK.FBD	TRC.LHT.4W1.BOK.FBD	
E	TRC.LHT.4W1.NOK.FBE	TRC.LHT.4W1.BOK.FBE	
F	TRC.LHT.4W1.NOK.FBF	TRC.LHT.4W1.BOK.FBF	
G	TRC.LHT.4W1.NOK.FBG	TRC.LHT.4W1.BOK.FBG	
H	TRC.LHT.4W1.NOK.FBH	TRC.LHT.4W1.BOK.FBH	
I	TRC.LHT.4W1.NOK.FBI	TRC.LHT.4W1.BOK.FBI	



SNUG MODULAR

Configure your ideal sofa with the Snug range of modular seating. Craft a unique arrangement for your space, with ultra-deep seats, beautiful styling and pillow edge detailing, the Snug range gives you an unrivalled level of comfort and relaxation. With seven unit choices allowing a multitude of seamless configurations, you can easily create the right sofa shape for any space.



FEATURES

- Configurable modular seating
- Choose from 7 units for unique combinations
- Ultra-deep seats for extreme comfort
- Simple pillow edge detail
- Black frame finish



STEPS TO SPECIFY

Follow our guide and customise our products to suit your space

- 1
- 2
- 3
- 4

Select Size: Single or Two Seater

- 1
- 2
- 3
- 4

Select Configuration: Piece together modular units.
Example configuration shown below



- 1
- 2
- 3
- 4

Select Fabric: Available in fabric bands B-I & leather 1-3

[Click here for fabrics](#)

- 1
- 2
- 3
- 4

Select Accessories:



Peggy
Laptop Table



Perimeter Power

The Peggy Laptop Table is the perfect supplementary product and is available as an accessory at a reduced price of £466.



Snug Modular Left-hand Single Seater
width 1000, depth 835, height 870, seat height 440 mm

FABRIC	ORDER CODE	
B	SM1L.BK.FBB	
C	SM1L.BK.FBC	
D	SM1L.BK.FBD	
E	SM1L.BK.FBE	
F	SM1L.BK.FBF	
G	SM1L.BK.FBG	
H	SM1L.BK.FBH	
I	SM1L.BK.FBI	
LEATHER		
1	SM1L.BK.FBL1	
2	SM1L.BK.FBL2	
3	SM1L.BK.FBL3	



Snug Modular Right-hand Single Seater
width 1000, depth 835, height 870, seat height 440 mm

FABRIC	ORDER CODE	
B	SM1R.BK.FBB	
C	SM1R.BK.FBC	
D	SM1R.BK.FBD	
E	SM1R.BK.FBE	
F	SM1R.BK.FBF	
G	SM1R.BK.FBG	
H	SM1R.BK.FBH	
I	SM1R.BK.FBI	
LEATHER		
1	SM1R.BK.FBL1	
2	SM1R.BK.FBL2	
3	SM1R.BK.FBL3	



Snug Modular Corner
width 830, depth 835, height 870, seat height 440 mm

FABRIC	ORDER CODE	
B	SMCL.BK.FBB	
C	SMCL.BK.FBC	
D	SMCL.BK.FBD	
E	SMCL.BK.FBE	
F	SMCL.BK.FBF	
G	SMCL.BK.FBG	
H	SMCL.BK.FBH	
I	SMCL.BK.FBI	
LEATHER		
1	SMCL.BK.FBL1	
2	SMCL.BK.FBL2	
3	SMCL.BK.FBL3	



Snug Modular Left-hand Two Seater
width 1830, depth 835, height 870, seat height 440 mm

FABRIC	ORDER CODE	
B	SM2L.BK.FBB	
C	SM2L.BK.FBC	
D	SM2L.BK.FBD	
E	SM2L.BK.FBE	
F	SM2L.BK.FBF	
G	SM2L.BK.FBG	
H	SM2L.BK.FBH	
I	SM2L.BK.FBI	
LEATHER		
1	SM2L.BK.FBL1	
2	SM2L.BK.FBL2	
3	SM2L.BK.FBL3	



Snug Modular Right-hand Two Seater
width 1830, depth 835, height 870, seat height 440 mm

FABRIC	ORDER CODE	
B	SM2R.BK.FBB	
C	SM2R.BK.FBC	
D	SM2R.BK.FBD	
E	SM2R.BK.FBE	
F	SM2R.BK.FBF	
G	SM2R.BK.FBG	
H	SM2R.BK.FBH	
I	SM2R.BK.FBI	
LEATHER		
1	SM2R.BK.FBL1	
2	SM2R.BK.FBL2	
3	SM2R.BK.FBL3	



Snug Modular Straight Seater
width 830/1660, depth 835, height 870, seat height 440 mm

FABRIC	ORDER CODE		ORDER CODE	
	Single Seater		Two Seater	
B	SMSL.BK.FBB		SMDL.BK.FBB	
C	SMSL.BK.FBC		SMDL.BK.FBC	
D	SMSL.BK.FBD		SMDL.BK.FBD	
E	SMSL.BK.FBE		SMDL.BK.FBE	
F	SMSL.BK.FBF		SMDL.BK.FBF	
G	SMSL.BK.FBG		SMDL.BK.FBG	
H	SMSL.BK.FBH		SMDL.BK.FBH	
I	SMSL.BK.FBI		SMDL.BK.FBI	
LEATHER				
1	SMSL.BK.FBL1		SMDL.BK.FBL1	
2	SMSL.BK.FBL2		SMDL.BK.FBL2	
3	SMSL.BK.FBL3		SMDL.BK.FBL3	

SNUG SOFA

True to its name, Snug Sofa is built with comfort at its core. The simple, soft design brings a homely feel to any interior scheme.



FEATURES

- Ultra-deep foam seats for extreme comfort
- Simple pillow edge detail
- Black frame finish



STEPS TO SPECIFY

Follow our guide and customise our products to suit your space

123

Select Size: Single, Two or Three Seater

123

Select Fabric: Available in fabric bands B-I & leather 1-3

[Click here for fabrics](#)

123

Select Accessories:



Peggy Laptop Table



Perimeter Power

The Peggy Laptop Table is the perfect supplementary product and is available as an accessory at a reduced price of £466.



Snug Sofa Single Seater

width 990, depth 835, height 870, seat height 440 mm

FABRIC	ORDER CODE	
B	SF1L.FBB	
C	SF1L.FBC	
D	SF1L.FBD	
E	SF1L.FBE	
F	SF1L.FBF	
G	SF1L.FBG	
H	SF1L.FBH	
I	SF1L.FBI	
LEATHER		
1	SF1L.FBL1	
2	SF1L.FBL2	
3	SF1L.FBL3	



Snug Sofa Two Seater

width 1640, depth 835, height 870, seat height 440 mm

FABRIC	ORDER CODE	
B	SF2L.FBB	
C	SF2L.FBC	
D	SF2L.FBD	
E	SF2L.FBE	
F	SF2L.FBF	
G	SF2L.FBG	
H	SF2L.FBH	
I	SF2L.FBI	
LEATHER		
1	SF2L.FBL1	
2	SF2L.FBL2	
3	SF2L.FBL3	



Snug Sofa Three Seater

width 2140, depth 835, height 870, seat height 440 mm

FABRIC	ORDER CODE	
B	SF3L.FBB	
C	SF3L.FBC	
D	SF3L.FBD	
E	SF3L.FBE	
F	SF3L.FBF	
G	SF3L.FBG	
H	SF3L.FBH	
I	SF3L.FBI	
LEATHER		
1	SF3L.FBL1	
2	SF3L.FBL2	
3	SF3L.FBL3	

BAE

* NEW *

Bae is an organic shaped seating system with a skeletal timber form that allows endless sweeping configurations that can be easily linked together but allows separate conversational islands. The material used in the design is sustainable and the product can easily be deconstructed for recycling, minimising the impact on the environment.

FEATURES

- Enveloping relaxed comfort
- Four units for endless composition freedom
- Soft organic shapes that allow a chain of united environments with functional divisional surface
- Simple assembly and configuration
- Sustainable materials - side pressed bamboo baseboard
- Designed for deconstruction at end of life
- Easy construction



STEPS TO SPECIFY

Follow our guide and customise our products to suit your space

- 1
- 2
- 3
- 4

Select Unit(s): 90-degree Inwards, 90-degree Outwards, 180-degree, 30-degree and Straight 1700

- 1
- 2
- 3
- 4

Frame Finish:

Baseboard finish

Leg finish



Bamboo



Natural Ash

- 1
- 2
- 3
- 4

Select Fabric: Available in fabric bands B-I

[Click here for fabrics](#)

- 1
- 2
- 3
- 4

Select Accessories:



Peggy
Laptop Table



Perimeter Power



Bae Sofa 90-degree Inwards Unit

width 1747, depth 1747, height 743 mm

FABRIC	ORDER CODE	
B	BAE2.FBB	
C	BAE2.FBC	
D	BAE2.FBD	
E	BAE2.FBE	
F	BAE2.FBF	
G	BAE2.FBG	
H	BAE2.FBH	
I	BAE2.FBI	



Bae Sofa 90-degree Outwards Unit

width 2145, depth 1083, height 743 mm

FABRIC	ORDER CODE	
B	BAE1.FBB	
C	BAE1.FBC	
D	BAE1.FBD	
E	BAE1.FBE	
F	BAE1.FBF	
G	BAE1.FBG	
H	BAE1.FBH	
I	BAE1.FBI	



Bae Sofa 30-degree Unit

width 1628, depth 1115, height 743 mm

FABRIC	ORDER CODE	
B	BAE3.FBB	
C	BAE3.FBC	
D	BAE3.FBD	
E	BAE3.FBE	
F	BAE3.FBF	
G	BAE3.FBG	
H	BAE3.FBH	
I	BAE3.FBI	



Bae Sofa Straight 1700 Unit

width 1700, depth 830, height 743 mm

FABRIC	ORDER CODE	
B	BAE4.FBB	
C	BAE4.FBC	
D	BAE4.FBD	
E	BAE4.FBE	
F	BAE4.FBF	
G	BAE4.FBG	
H	BAE4.FBH	
I	BAE4.FBI	

PUFFA

* NEW *

Puffa was born from fusing a longstanding fashion style with a functional piece of furniture. We've translated the feeling of warmth, coziness, and comfort you get from puffa jackets into an armchair that could be experienced and enjoyed in multiple applications easily adapting to its environment.

We refined and improved the design through prototyping, resulting in a low-carbon footprint armchair that features a large, flexible quilted hood which takes inspiration from the popular trend of wrapping ourselves in quilted textiles for comfort and warmth, whilst providing a safe breathing space away from the noise and distractions of modern life.



FEATURES

- Adaptive hood that can be folded into a low back position
- Adjustable Lumbar Cushion
- Footstool
- Chunky pipe detailing



STEPS TO SPECIFY

Follow our guide and customise our products to suit your space

- 1
- 2
- 3

Select Height: Select with or without hood

- 1
- 2
- 3


Select Fabric: Available in fabric bands B-I.
Please note: Ruched fabric not recommended when combined with hood.
Select fabrics for each element (chair, hood, and footstool) where required.

[Click here for fabrics](#)

Please Note: We recommend the hood fabric is Kvadrat Remix only. Please see fabric guide for more information.

- 1
- 2
- 3

Select Colour for hood buttons



- 1
- 2
- 3
- 4

Select Accessories:



Puffa Chair Hooded
width 1297, depth 1053, height 1371, seat height 420mm

FABRIC	ORDER CODE	
B	PUF.3.FBB	
C	PUF.3.FBC	
D	PUF.3.FBD	
E	PUF.3.FBE	
F	PUF.3.FBF	
G	PUF.3.FBG	
H	PUF.3.FBH	
I	PUF.3.FBI	

Please note: For extra rigidity and shape, we recommend that the hood is specified in Kvadrat Remix fabric



Puffa Chair
width 1064, depth 866, height 826, seat height 420mm

FABRIC	ORDER CODE	
B	PUF1.FBB	
C	PUF1.FBC	
D	PUF1.FBD	
E	PUF1.FBE	
F	PUF1.FBF	
G	PUF1.FBG	
H	PUF1.FBH	
I	PUF1.FBI	



Puffa Footstool
width 706, depth 706, height 297

FABRIC	ORDER CODE	
B	PUF.4.FBB	
C	PUF.4.FBC	
D	PUF.4.FBD	
E	PUF.4.FBE	
F	PUF.4.FBF	
G	PUF.4.FBG	
H	PUF.4.FBH	
I	PUF.4.FBI	





ALTO

Made of deeply cushioned units for maximum comfort, the Alto sofa design was inspired by a desire to blend softened comfort with inviting pillowed forms. Its plush cushions and rounded edges create a welcoming aesthetic. The choice of soft, durable fabrics enhances both the tactile and visual appeal, making it a perfect balance between relaxation and sophistication.



FEATURES

Choose from the single, double or three seater sofa or from seven modular units for unique combinations

Black metal feet

Extensive range of fabrics available

Pillow edge detail

Plush cushion fillings for ultimate comfort



STEPS TO SPECIFY

Follow our guide and customise our products to suit your space

123

Select Size: Single, Two or Three Seater.

Or modular formats including: Right-hand single, left hand single, right hand double, left hand double, corner, single, or double.

123

Select Fabric: Available in fabric bands B-I & leather 1-3 (leather only available on one, two and three seater).

[Click here for fabrics](#)

123

Select Accessories:



Peggy Laptop Table



Perimeter Power

The Peggy Laptop Table is the perfect supplementary product and is available as an accessory at a reduced price of £466.



Alto Sofa Single Seater

width 950, depth 960, height 880, seat height 440 mm

FABRIC	ORDER CODE	
B	ALF.1SSF.BK.FBB	
C	ALF.1SSF.BK.FBC	
D	ALF.1SSF.BK.FBD	
E	ALF.1SSF.BK.FBE	
F	ALF.1SSF.BK.FBF	
G	ALF.1SSF.BK.FBG	
H	ALF.1SSF.BK.FBH	
I	ALF.1SSF.BK.FBI	



Alto Sofa Two Seater

width 1600, depth 960, height 880, seat height 440 mm

FABRIC	ORDER CODE	
B	ALF.2SSF.BK.FBB	
C	ALF.2SSF.BK.FBC	
D	ALF.2SSF.BK.FBD	
E	ALF.2SSF.BK.FBE	
F	ALF.2SSF.BK.FBF	
G	ALF.2SSF.BK.FBG	
H	ALF.2SSF.BK.FBH	
I	ALF.2SSF.BK.FBI	



Alto Sofa Three Seater

width 2000, depth 960, height 880, seat height 440 mm

FABRIC	ORDER CODE	
B	ALF.3SSF.BK.FBB	
C	ALF.3SSF.BK.FBC	
D	ALF.3SSF.BK.FBD	
E	ALF.3SSF.BK.FBE	
F	ALF.3SSF.BK.FBF	
G	ALF.3SSF.BK.FBG	
H	ALF.3SSF.BK.FBH	
I	ALF.3SSF.BK.FBI	





Alto Modular Corner
width 960, depth 960, height 840,
seat height 431mm

FABRIC	ORDER CODE	
B	AMCL.BK.FBB	
C	AMCL.BK.FBC	
D	AMCL.BK.FBD	
E	AMCL.BK.FBE	
F	AMCL.BK.FBF	
G	AMCL.BK.FBG	
H	AMCL.BK.FBH	
I	AMCL.BK.FBI	



Alto Modular Left-hand Single Seater
width 880, depth 1012, height 840,
seat height 431mm

FABRIC	ORDER CODE	
B	AM1L.BK.FBB	
C	AM1L.BK.FBC	
D	AM1L.BK.FBD	
E	AM1L.BK.FBE	
F	AM1L.BK.FBF	
G	AM1L.BK.FBG	
H	AM1L.BK.FBH	
I	AM1L.BK.FBI	



Alto Modular Right-hand Single Seater
width 880, depth 1012, height 840,
seat height 431mm

FABRIC	ORDER CODE	
B	AM1R.BK.FBB	
C	AM1R.BK.FBC	
D	AM1R.BK.FBD	
E	AM1R.BK.FBE	
F	AM1R.BK.FBF	
G	AM1R.BK.FBG	
H	AM1R.BK.FBH	
I	AM1R.BK.FBI	



Alto Modular Single Seater - No Arms
width 600, depth 955, height 840,
seat height 431mm

FABRIC	ORDER CODE	
B	AMSL.BK.FBB	
C	AMSL.BK.FBC	
D	AMSL.BK.FBD	
E	AMSL.BK.FBE	
F	AMSL.BK.FBF	
G	AMSL.BK.FBG	
H	AMSL.BK.FBH	
I	AMSL.BK.FBI	



Alto Modular Left-hand Two Seater
width 1420, depth 1012, height 840,
seat height 431mm

FABRIC	ORDER CODE	
B	AM2L.BK.FBB	
C	AM2L.BK.FBC	
D	AM2L.BK.FBD	
E	AM2L.BK.FBE	
F	AM2L.BK.FBF	
G	AM2L.BK.FBG	
H	AM2L.BK.FBH	
I	AM2L.BK.FBI	



Alto Modular Right-hand Two Seater
width 1420, depth 1012, height 840,
seat height 431mm

FABRIC	ORDER CODE	
B	AM2R.BK.FBB	
C	AM2R.BK.FBC	
D	AM2R.BK.FBD	
E	AM2R.BK.FBE	
F	AM2R.BK.FBF	
G	AM2R.BK.FBG	
H	AM2R.BK.FBH	
I	AM2R.BK.FBI	



Alto Modular Two Seater - No Arms
width 1200, depth 955, height 840,
seat height 431mm

FABRIC	ORDER CODE	
B	AMD.L.BK.FBB	
C	AMD.L.BK.FBC	
D	AMD.L.BK.FBD	
E	AMD.L.BK.FBE	
F	AMD.L.BK.FBF	
G	AMD.L.BK.FBG	
H	AMD.L.BK.FBH	
I	AMD.L.BK.FBI	

FLORD

This versatile, modular system allows you to reconfigure your layout to suit the changing environment.
Deep-cushioned for maximum comfort and a choice of useful accessories.



FEATURES

- Fully modular for versatility and space planning
- Power and lighting options
- Cross-stitch detailing
- Six upholstered units for simple configuration
- Black frame





Metal or rustic laminate
linking tables available,
with or without power



Cross-stitch detail



Rounded coffee table
corners



STEPS TO SPECIFY

Follow our guide and customise our products to suit your space

- 1
- 2
- 3
- 4
- 5
- 6
- 7

Select Configuration: Piece together different products and accessories
Example configurations shown below



- 1
- 2
- 3
- 4
- 5
- 6
- 7

Choose Fabric: Available in fabric bands B-I

[Click here for fabrics](#)

- 1
- 2
- 3
- 4
- 5
- 6
- 7

Select Table: With or without power
Coffee/Corner Table or Side Table. Coffee/Corner Tables are available with or without power.
Tables with Power are fitted with one Solo Power Unit - 1x UK Power and 1x Twin-USB (1x Type-A & 1x Type-C).



Solo Power Unit

- 1
- 2
- 3
- 4
- 5

Select Table Top Finish: (if applicable) Cutline edge laminate
Side Table is available in Black metal finish only.



Cutline edge
top thickness 25mm

Cutline Standard Laminate



White



Anthracite



Oak

Cutline Rustic



Rustic Oak



Rustic
Black Oak

Cutline Fenix



Black

Other finishes are available, contact us for more information - Price on application



- 1
- 2
- 3
- 4
- 5

Select Accessories:



Peggy
Laptop Table

The Peggy Laptop Table is the perfect supplementary product and is available as an accessory at a reduced price of £466.



Flord Right-Hand Single Seater

width 960, depth 960, height 790, seat height 460 mm


FABRIC	ORDER CODE	
B	FFRL.BK.FBB	
C	FFRL.BK.FBC	
D	FFRL.BK.FBD	
E	FFRL.BK.FBE	
F	FFRL.BK.FBF	
G	FFRL.BK.FBG	
H	FFRL.BK.FBH	
I	FFRL.BK.FBI	



Flord Straight Single Seater

width 720, depth 960, height 790, seat height 460 mm

FABRIC	ORDER CODE	
B	FF1L.BK.FBB	
C	FF1L.BK.FBC	
D	FF1L.BK.FBD	
E	FF1L.BK.FBE	
F	FF1L.BK.FBF	
G	FF1L.BK.FBG	
H	FF1L.BK.FBH	
I	FF1L.BK.FBI	



Flord Coffee/Corner Table

width 960, depth 960, height 304 mm

DESCRIPTION	ORDER CODE	
		Rustic Fenix
Without Power	FFCT.BK.96S.NPR	
With Power	FFCT.BK.96S.SP1/BK	
1x Solo Power Unit		



Flord Left-Hand Single Seater

width 960, depth 960, height 790, seat height 460 mm

FABRIC	ORDER CODE	
B	FFLL.BK.FBB	
C	FFLL.BK.FBC	
D	FFLL.BK.FBD	
E	FFLL.BK.FBE	
F	FFLL.BK.FBF	
G	FFLL.BK.FBG	
H	FFLL.BK.FBH	
I	FFLL.BK.FBI	



Flord Ottoman

width 720, depth 720, height 460 mm

FABRIC	ORDER CODE	
B	FFOT.BK.FBB	
C	FFOT.BK.FBC	
D	FFOT.BK.FBD	
E	FFOT.BK.FBE	
F	FFOT.BK.FBF	
G	FFOT.BK.FBG	
H	FFOT.BK.FBH	
I	FFOT.BK.FBI	



Flord Side Table

width 350, depth 350, height 511 mm

DESCRIPTION	ORDER CODE	
	Black	
Side Table	FFST	



All sofa modules are supplied with Frovi linking clips as standard.

ILK

The beautifully crafted lines and enveloping design of the high-backed Ilk chair brings a statement of warmth with visual and acoustic privacy into any environment. Sleek lines and smooth contours create a wonderfully organic silhouette that can easily transition between formal environments and social spaces.

Choose from either a high-back or low-back design and a choice of six bases to create seating arrangements perfectly tailored to your client's requirements.



FEATURES

Choice of six frame styles - fixed, swivel, and tilt

Three timber frames including 4 star swivel, 4-leg and 4-leg cross base

Three metal designs - 4-leg fixed, swivel, and tilt

High and low versions available

Extensive range of fabrics



STEPS TO SPECIFY

Follow our guide and customise our products to suit your space

- 1
- 2
- 3
- 4
- 5
- 6

Select Height: High or Low

- 1
- 2
- 3
- 4
- 5
- 6

Select Frame:



Metal Base



4-star Tilt & Swivel



4-star Wooden Swivel



4-leg Conical Wood



4-leg Wood Cross Base

- 1
- 2
- 3
- 4
- 5
- 6

Select Frame Finish: Choose from selected frame finishes

Ilk 4-leg
Wood frame finishes



Natural Oak



Black Oak

Ilk Swivel 4-star / Tilt / 4-leg Metal
Metal frame finish



Black

- 1
- 2
- 3
- 4
- 5
- 6

Select Fabric: Available in fabric bands B-I & leather 1-3

[Click here for fabrics](#)

- 1
- 2
- 3
- 4
- 5



Peggy
Laptop Table

The Peggy Laptop Table is the perfect supplementary product and is available as an accessory at a reduced price of £466.





Ilk High 4L1 (4 leg Metal Base)
width 785, depth 798, height 1129, seat height 439 mm

FABRIC	ORDER CODE	
B	ILF1.1SH.4L1.FBB	
C	ILF1.1SH.4L1.FBC	
D	ILF1.1SH.4L1.FBD	
E	ILF1.1SH.4L1.FBE	
F	ILF1.1SH.4L1.FBF	
G	ILF1.1SH.4L1.FBG	
H	ILF1.1SH.4L1.FBH	
I	ILF1.1SH.4L1.FBI	
LEATHER		
1	ILF1.1SH.4L1.FBL1	
2	ILF1.1SH.4L1.FBL2	
3	ILF1.1SH.4L1.FBL3	



Ilk Low 4L1 (4 leg Metal Base)
width 785, depth 798, height 831, seat height 439 mm

FABRIC	ORDER CODE	
B	ILF1.1SL.4L1.FBB	
C	ILF1.1SL.4L1.FBC	
D	ILF1.1SL.4L1.FBD	
E	ILF1.1SL.4L1.FBE	
F	ILF1.1SL.4L1.FBF	
G	ILF1.1SL.4L1.FBG	
H	ILF1.1SL.4L1.FBH	
I	ILF1.1SL.4L1.FBI	
LEATHER		
1	ILF1.1SL.4L1.FBL1	
2	ILF1.1SL.4L1.FBL2	
3	ILF1.1SL.4L1.FBL3	



Ilk High 4SW (4 Star Wooden Swivel)
width 785, depth 798, height 1124, seat height 433 mm

FABRIC	ORDER CODE	
B	ILF1.1SH.4SW.FBB	
C	ILF1.1SH.4SW.FBC	
D	ILF1.1SH.4SW.FBD	
E	ILF1.1SH.4SW.FBE	
F	ILF1.1SH.4SW.FBF	
G	ILF1.1SH.4SW.FBG	
H	ILF1.1SH.4SW.FBH	
I	ILF1.1SH.4SW.FBI	
LEATHER		
1	ILF1.1SH.4SW.FBL1	
2	ILF1.1SH.4SW.FBL2	
3	ILF1.1SH.4SW.FBL3	



Ilk Low 4SW (4 Star Wooden Swivel)
width 785, depth 798, height 826, seat height 433 mm

FABRIC	ORDER CODE	
B	ILF1.1SL.4SW.FBB	
C	ILF1.1SL.4SW.FBC	
D	ILF1.1SL.4SW.FBD	
E	ILF1.1SL.4SW.FBE	
F	ILF1.1SL.4SW.FBF	
G	ILF1.1SL.4SW.FBG	
H	ILF1.1SL.4SW.FBH	
I	ILF1.1SL.4SW.FBI	
LEATHER		
1	ILF1.1SL.4SW.FBL1	
2	ILF1.1SL.4SW.FBL2	
3	ILF1.1SL.4SW.FBL3	



Ilk High 4CW (4 Leg Conical Wooden)
width 785, depth 811, height 1107, seat height 430 mm

FABRIC	ORDER CODE	
B	ILF1.1SH.4CW.FBB	
C	ILF1.1SH.4CW.FBC	
D	ILF1.1SH.4CW.FBD	
E	ILF1.1SH.4CW.FBE	
F	ILF1.1SH.4CW.FBF	
G	ILF1.1SH.4CW.FBG	
H	ILF1.1SH.4CW.FBH	
I	ILF1.1SH.4CW.FBI	
LEATHER		
1	ILF1.1SH.4CW.FBL1	
2	ILF1.1SH.4CW.FBL2	
3	ILF1.1SH.4CW.FBL3	



Ilk High 4ST (4 Star Metal Swivel Tilt Base)
width 785, depth 800, height 1110, seat height 425 mm

FABRIC	ORDER CODE	
B	ILF1.1SH.4ST.FBB	
C	ILF1.1SH.4ST.FBC	
D	ILF1.1SH.4ST.FBD	
E	ILF1.1SH.4ST.FBE	
F	ILF1.1SH.4ST.FBF	
G	ILF1.1SH.4ST.FBG	
H	ILF1.1SH.4ST.FBH	
I	ILF1.1SH.4ST.FBI	
LEATHER		
1	ILF1.1SH.4ST.FBL1	
2	ILF1.1SH.4ST.FBL2	
3	ILF1.1SH.4ST.FBL3	



Ilk High 4SS (4 Star Metal Swivel Base)
width 785, depth 800, height 1110, seat height 425 mm

FABRIC	ORDER CODE	
B	ILF1.1SH.4SS.FBB	
C	ILF1.1SH.4SS.FBC	
D	ILF1.1SH.4SS.FBD	
E	ILF1.1SH.4SS.FBE	
F	ILF1.1SH.4SS.FBF	
G	ILF1.1SH.4SS.FBG	
H	ILF1.1SH.4SS.FBH	
I	ILF1.1SH.4SS.FBI	
LEATHER		
1	ILF1.1SH.4SS.FBL1	
2	ILF1.1SH.4SS.FBL2	
3	ILF1.1SH.4SS.FBL3	



Ilk Low 4SS (4 Star Metal Swivel Base)
width 780, depth 780, height 820, seat height 425 mm

FABRIC	ORDER CODE	
B	ILF1.1SL.4SS.FBB	
C	ILF1.1SL.4SS.FBC	
D	ILF1.1SL.4SS.FBD	
E	ILF1.1SL.4SS.FBE	
F	ILF1.1SL.4SS.FBF	
G	ILF1.1SL.4SS.FBG	
H	ILF1.1SL.4SS.FBH	
I	ILF1.1SL.4SS.FBI	
LEATHER		
1	ILF1.1SL.4SS.FBL1	
2	ILF1.1SL.4SS.FBL2	
3	ILF1.1SL.4SS.FBL3	



Ilk Low 4CW (4 Leg Conical Wooden)
width 785, depth 811, height 819, seat height 430 mm

FABRIC	ORDER CODE	
B	ILF1.1SL.4CW.FBB	
C	ILF1.1SL.4CW.FBC	
D	ILF1.1SL.4CW.FBD	
E	ILF1.1SL.4CW.FBE	
F	ILF1.1SL.4CW.FBF	
G	ILF1.1SL.4CW.FBG	
H	ILF1.1SL.4CW.FBH	
I	ILF1.1SL.4CW.FBI	
LEATHER		
1	ILF1.1SL.4CW.FBL1	
2	ILF1.1SL.4CW.FBL2	
3	ILF1.1SL.4CW.FBL3	



Ilk High 4W1 (4 Leg Wooden Base)
width 785, depth 844, height 1078, seat height 434 mm

FABRIC	ORDER CODE	
B	ILF1.1SH.4W1.FBB	
C	ILF1.1SH.4W1.FBC	
D	ILF1.1SH.4W1.FBD	
E	ILF1.1SH.4W1.FBE	
F	ILF1.1SH.4W1.FBF	
G	ILF1.1SH.4W1.FBG	
H	ILF1.1SH.4W1.FBH	
I	ILF1.1SH.4W1.FBI	
LEATHER		
1	ILF1.1SH.4W1.FBL1	
2	ILF1.1SH.4W1.FBL2	
3	ILF1.1SH.4W1.FBL3	



Ilk Low 4W1 (4 Leg Wooden Base)
width 785, depth 844, height 820, seat height 425 mm

FABRIC	ORDER CODE	
B	ILF1.1SL.4W1.FBB	
C	ILF1.1SL.4W1.FBC	
D	ILF1.1SL.4W1.FBD	
E	ILF1.1SL.4W1.FBE	
F	ILF1.1SL.4W1.FBF	
G	ILF1.1SL.4W1.FBG	
H	ILF1.1SL.4W1.FBH	
I	ILF1.1SL.4W1.FBI	
LEATHER		
1	ILF1.1SL.4W1.FBL1	
2	ILF1.1SL.4W1.FBL2	
3	ILF1.1SL.4W1.FBL3	

SCANDI

Naturally named, Scandi is handcrafted using traditional methods. Embracing the cool simplicity and clean lines of Scandinavian style.



FEATURES

- Handcrafted wooden frame
- Webbed seat for maximum comfort
- Range of timber finishes
- Available in fabric and leather



STEPS TO SPECIFY

Follow our guide and customise our products to suit your space

12

Select Frame Finish: Choose from selected finishes

Wood frame finishes



Natural Oak Black Oak

12

Select Fabric: Available in fabric bands B-I & leather 1-3

[Click here for fabrics](#)



Scandi Single Seater Armchair
width 720, depth 780, height 750, seat height 430 mm

FABRIC	ORDER CODE	
B	SAF1.FBB	
C	SAF1.FBC	
D	SAF1.FBD	
E	SAF1.FBE	
F	SAF1.FBF	
G	SAF1.FBG	
H	SAF1.FBH	
I	SAF1.FBI	
LEATHER		
1	SAF1.FBL1	
2	SAF1.FBL2	
3	SAF1.FBL3	



YAK

With its sweeping lines and generous seat, Yak is great for use as a breakout or meeting chair.



FEATURES

- Durable steel framed injection-moulded construction
- Choice of frame styles and finishes
- Extensive range of fabric options



STEPS TO SPECIFY

Follow our guide and customise our products to suit your space

- 1
- 2
- 3
- 4

Select Frame:



Swivel 4-star

4 Leg

- 1
- 2
- 3
- 4

Select Frame Finish: Choose from selected frame finishes

Yak Swivel 4-star
Metal frame finish



Black

Yak 4 Leg
Wood frame finishes



Natural Oak



Black Oak

- 1
- 2
- 3
- 4

Select Fabric: Available in fabric bands B-I & leather 1-3

[Click here for fabrics](#)

- 1
- 2
- 3
- 4

Select Accessories:



Castors
Matches the
frame finish



Yak Swivel 4-star & castors

width 620, depth 600, height 850, seat height 500 mm

FABRIC	ORDER CODE	
B	YKC.S4C.FBB	
C	YKC.S4C.FBC	
D	YKC.S4C.FBD	
E	YKC.S4C.FBE	
F	YKC.S4C.FBF	
G	YKC.S4C.FBG	
H	YKC.S4C.FBH	
I	YKC.S4C.FBI	
LEATHER		
1	YKC.S4C.FBL1	
2	YKC.S4C.FBL2	
3	YKC.S4C.FBL3	



Yak 4 Leg

width 610, depth 600, height 830, seat height 480 mm

FABRIC	ORDER CODE	
B	YKC.4W1.FBB	
C	YKC.4W1.FBC	
D	YKC.4W1.FBD	
E	YKC.4W1.FBE	
F	YKC.4W1.FBF	
G	YKC.4W1.FBG	
H	YKC.4W1.FBH	
I	YKC.4W1.FBI	
LEATHER		
1	YKC.4W1.FBL1	
2	YKC.4W1.FBL2	
3	YKC.4W1.FBL3	

DOWNTOWN

Compact in size yet generous in seat - Downtown brings character and softness to any interior. It works equally well as a meeting chair or within breakout spaces.



FEATURES

- Durable injection moulded foam construction
- Choice of frame styles and finishes
- Available with castors for mobility
- Extensive range of fabrics
- Compact



STEPS TO SPECIFY

Follow our guide and customise our products to suit your space

123

Downtown is only available in a Swivel 4Star frame in Black



Swivel 4-star

Metal frame finish



Black

123

Select Fabric: Available in fabric bands B-I & leather 1-3

[Click here for fabrics](#)

123

Select Accessories:



Castors
Matches the
frame finish



Downtown Swivel 4-star

width 590, depth 590, height 820, seat height 460 mm

FABRIC	ORDER CODE	
B	DTC.S4S.FBB	
C	DTC.S4S.FBC	
D	DTC.S4S.FBD	
E	DTC.S4S.FBE	
F	DTC.S4S.FBF	
G	DTC.S4S.FBG	
H	DTC.S4S.FBH	
I	DTC.S4S.FBI	
LEATHER		
1	DTC.S4S.FBL1	
2	DTC.S4S.FBL2	
3	DTC.S4S.FBL3	



Downtown Swivel 4-star & castors

width 590, depth 590, height 850, seat height 490 mm

FABRIC	ORDER CODE	PRICE
B	DTC.S4C.FBB	
C	DTC.S4C.FBC	
D	DTC.S4C.FBD	
E	DTC.S4C.FBE	
F	DTC.S4C.FBF	
G	DTC.S4C.FBG	
H	DTC.S4C.FBH	
I	DTC.S4C.FBI	
LEATHER		
1	DTC.S4C.FBL1	
2	DTC.S4C.FBL2	
3	DTC.S4C.FBL3	



DOWNTOWN

SOFT SEATING


DRIVE

With a simple tubular frame, the Drive range of chairs incorporates both medium and high-back options.



FEATURES

- Durable injection-moulded foam construction
- Available as medium and high-back
- Extensive range of fabric options
- Wire frame



STEPS TO SPECIFY


Follow our guide and customise our products to suit your space

- 1
- 2
- 3
- 4

Select Height: Medium or High


- 1
- 2
- 3
- 4

Drive is only available in a 4-Leg frame in Black



4 Leg

Metal frame finish



Black

- 1
- 2
- 3
- 4

Select Fabric: Available in fabric bands B-I & leather 1-3

- 1
- 2
- 3
- 4

Select Accessories:



Peggy
Laptop Table

The Peggy Laptop Table is the perfect supplementary product and is available as an accessory at a reduced price of £466.



Drive Medium 4 Leg
width 750, depth 795, height 970, seat height 425 mm

FABRIC	ORDER CODE	
B	DRC.MHT.4L1.FBB	
C	DRC.MHT.4L1.FBC	
D	DRC.MHT.4L1.FBD	
E	DRC.MHT.4L1.FBE	
F	DRC.MHT.4L1.FBF	
G	DRC.MHT.4L1.FBG	
H	DRC.MHT.4L1.FBH	
I	DRC.MHT.4L1.FBI	
LEATHER		
1	DRC.MHT.4L1.FBL1	
2	DRC.MHT.4L1.FBL2	
3	DRC.MHT.4L1.FBL3	



Drive High 4 Leg
width 750, depth 825, height 1120, seat height 425 mm

FABRIC	ORDER CODE	
B	DRC.HHT.4L1.FBB	
C	DRC.HHT.4L1.FBC	
D	DRC.HHT.4L1.FBD	
E	DRC.HHT.4L1.FBE	
F	DRC.HHT.4L1.FBF	
G	DRC.HHT.4L1.FBG	
H	DRC.HHT.4L1.FBH	
I	DRC.HHT.4L1.FBI	
LEATHER		
1	DRC.HHT.4L1.FBL1	
2	DRC.HHT.4L1.FBL2	
3	DRC.HHT.4L1.FBL3	

Seating - Chairs & Stools

BLUME CHAIR & STOOL

ORA

RELIC BENCH & STOOL

SCANDI CHAIR & STOOL

SWING

VECK

WISH



WISH

Wish was developed to pay homage to Scandinavian chair profiles of the 1940s. Each considered detail has been designed with a nod to Scandinavian design heritage that creates a refined, yet elegant silhouette, with oval frame profile for enhanced comfort.



FEATURES

- Timeless design with recognition of Scandinavian design heritage
- Available with wood and upholstered seat options
- Curved black steel frame
- Versatile for contract and hospitality
- Black frame finish



STEPS TO SPECIFY

Follow our guide and customise our products to suit your space

123

Select Seat Type: Wood or Upholstered



123

Select Frame Finish: Black frame finish only

RAL metal frame finish



Black
9005

123

Select Seat Finish and Fabric: (if applicable) Choose from selected finishes

Wood veneer finishes



Natural
Oak



Black
Stained Ash

Wish Upholstered: Black Stained Ash seat veneer as standard.
Available in fabric bands A-I & leather 1-3

[Click here for fabrics](#)



Wish Chair
width 565, depth 570, height 765, seat height 440 mm

SEAT FINISH	ORDER CODE	
Wood Veneer		
Natural Oak	WSC.BK.ST/NOK	
Black Stained Ash	WSC.BK.ST/BKA	



Wish Upholstered Chair
width 565, depth 570, height 765, seat height 470 mm

FABRIC	ORDER CODE	
	Black Stained Ash Veneer	
A	WSC.BK.WSP.FBA	
B	WSC.BK.WSP.FBB	
C	WSC.BK.WSP.FBC	
D	WSC.BK.WSP.FBD	
E	WSC.BK.WSP.FBE	
F	WSC.BK.WSP.FBF	
G	WSC.BK.WSP.FBG	
H	WSC.BK.WSP.FBH	
I	WSC.BK.WSP.FBI	
LEATHER		
1	WSC.BK.WSP.FBL1	
2	WSC.BK.WSP.FBL2	
3	WSC.BK.WSP.FBL3	



BLUME

The Blume chair and stool has a new organic silhouette designed in house using 3D print technology creating an uncompromisingly comfortable sit. Offered with a range of bases to suit any environment and a luxurious upholstered seat available in our vast range of fabrics. With sustainability at its core, for every Blume product that is purchased, we'll donate a tree to be planted.



FEATURES

- For every purchase, a tree gets planted
- Ergonomic back design
- Timber, metal and swivel bases available
- Available in three seat height options
- Made from FSC certified materials



STEPS TO SPECIFY

Follow our guide and customise our products to suit your space

- 1
- 2
- 3
- 4

Select Height: Chair, Stool or Counter Height

- 1
- 2
- 3
- 4

Select Frame:



4 Leg
(Wooden frame)



4 Leg
(Steel frame)



4 Leg
(with Arms)



4 Star
(with Castors)



Swivel 4 Star
(with Castors
and Arms)

- 1
- 2
- 3
- 4

Select Frame Finish: Choose from selected frame finishes

Blume 4 Leg (Wooden frame)

Wood frame finishes



Oak
(Stained
Ash)



Black Ash



Natural Ash

Blume 4 Leg (Metal frame)

RAL metal frame finishes



Black
9005

Blume Swivel 4 Star (Metal Frame With Castors)

RAL metal frame finishes



Black
9005

- 1
- 2
- 3
- 4

Select Fabric: Available in fabric bands B-I

[Click here for fabrics](#)



Blume 4 Leg

width 600, depth 545, height 850, seat height 475 mm

FABRIC	ORDER CODE	
B	BMC.4L1.BK.FBB	
C	BMC.4L1.BK.FBC	
D	BMC.4L1.BK.FBD	
E	BMC.4L1.BK.FBE	
F	BMC.4L1.BK.FBF	
G	BMC.4L1.BK.FBG	
H	BMC.4L1.BK.FBH	
I	BMC.4L1.BK.FBI	



Blume 4 Leg (Wooden frame)

width 505, depth 500, height 850, seat height 475 mm

FABRIC	ORDER CODE			
	Oak (Stained Ash)	Black Ash	Natural Ash	
B	BMC.4W1.OCA.FBB	BMC.4W1.SBK.FBB	BMC.4W1.NAS.FBB	
C	BMC.4W1.OCA.FBC	BMC.4W1.SBK.FBC	BMC.4W1.NAS.FBC	
D	BMC.4W1.OCA.FBD	BMC.4W1.SBK.FBD	BMC.4W1.NAS.FBD	
E	BMC.4W1.OCA.FBE	BMC.4W1.SBK.FBE	BMC.4W1.NAS.FBE	
F	BMC.4W1.OCA.FBF	BMC.4W1.SBK.FBF	BMC.4W1.NAS.FBF	
G	BMC.4W1.OCA.FBG	BMC.4W1.SBK.FBG	BMC.4W1.NAS.FBG	
H	BMC.4W1.OCA.FBH	BMC.4W1.SBK.FBH	BMC.4W1.NAS.FBH	
I	BMC.4W1.OCA.FBI	BMC.4W1.SBK.FBI	BMC.4W1.NAS.FBI	



Blume 4 Leg Meeting Chair with Arms

width 605, depth 545, height 850,
seat height 475 mm

FABRIC	ORDER CODE	
B	BMC.4L1A.BK.FBB	
C	BMC.4L1A.BK.FBC	
D	BMC.4L1A.BK.FBD	
E	BMC.4L1A.BK.FBE	
F	BMC.4L1A.BK.FBF	
G	BMC.4L1A.BK.FBG	
H	BMC.4L1A.BK.FBH	
I	BMC.4L1A.BK.FBI	



**Blume 4 Star Swivel Meeting Chair
with Arms and Castors**

width 600, depth 545, height 855,
seat height 490 mm

FABRIC	ORDER CODE	
B	BMC.4SCA.BK.FBB	
C	BMC.4SCA.BK.FBC	
D	BMC.4SCA.BK.FBD	
E	BMC.4SCA.BK.FBE	
F	BMC.4SCA.BK.FBF	
G	BMC.4SCA.BK.FBG	
H	BMC.4SCA.BK.FBH	
I	BMC.4SCA.BK.FBI	



Blume 4 Star Chair with Castors

width 547, depth 545, height 855,
seat height 490 mm

FABRIC	ORDER CODE	
B	BMC.S4C.BK.FBB	
C	BMC.S4C.BK.FBC	
D	BMC.S4C.BK.FBD	
E	BMC.S4C.BK.FBE	
F	BMC.S4C.BK.FBF	
G	BMC.S4C.BK.FBG	
H	BMC.S4C.BK.FBH	
I	BMC.S4C.BK.FBI	



Blume Stool 4 Leg

width 570, depth 610, height 1020, seat height 740 mm

FABRIC	ORDER CODE	
B	BMS.4L1.BK.FBB	
C	BMS.4L1.BK.FBC	
D	BMS.4L1.BK.FBD	
E	BMS.4L1.BK.FBE	
F	BMS.4L1.BK.FBF	
G	BMS.4L1.BK.FBG	
H	BMS.4L1.BK.FBH	
I	BMS.4L1.BK.FBI	



Blume Stool 4 Leg (Wooden frame)

width 490, depth 500, height 1025, seat height 750 mm

FABRIC	ORDER CODE			
	Oak (Stained Ash)	Black Ash	Natural Ash	
B	BMS.4W1.OCA.FBB	BMS.4W1.SBK.FBB	BMS.4W1.NAS.FBB	
C	BMS.4W1.OCA.FBC	BMS.4W1.SBK.FBC	BMS.4W1.NAS.FBC	
D	BMS.4W1.OCA.FBD	BMS.4W1.SBK.FBD	BMS.4W1.NAS.FBD	
E	BMS.4W1.OCA.FBE	BMS.4W1.SBK.FBE	BMS.4W1.NAS.FBE	
F	BMS.4W1.OCA.FBF	BMS.4W1.SBK.FBF	BMS.4W1.NAS.FBF	
G	BMS.4W1.OCA.FBG	BMS.4W1.SBK.FBG	BMS.4W1.NAS.FBG	
H	BMS.4W1.OCA.FBH	BMS.4W1.SBK.FBH	BMS.4W1.NAS.FBH	
I	BMS.4W1.OCA.FBI	BMS.4W1.SBK.FBI	BMS.4W1.NAS.FBI	



Blume Counter Height 4 Leg (Metal frame)

width 570, depth 610, height 915, seat height 650 mm

FABRIC	ORDER CODE	
B	BMCS.4L1.BK.FBB	
C	BMCS.4L1.BK.FBC	
D	BMCS.4L1.BK.FBD	
E	BMCS.4L1.BK.FBE	
F	BMCS.4L1.BK.FBF	
G	BMCS.4L1.BK.FBG	
H	BMCS.4L1.BK.FBH	
I	BMCS.4L1.BK.FBI	



Blume Counter Height 4 Leg (Wooden frame)

width 570, depth 610, height 915, seat height 650 mm

FABRIC	ORDER CODE			
	Oak (Stained Ash)	Black Ash	Natural Ash	
B	BMCS.4W1.OCA.FBB	BMCS.4W1.SBK.FBB	BMCS.4W1.NAS.FBB	
C	BMCS.4W1.OCA.FBC	BMCS.4W1.SBK.FBC	BMCS.4W1.NAS.FBC	
D	BMCS.4W1.OCA.FBD	BMCS.4W1.SBK.FBD	BMCS.4W1.NAS.FBD	
E	BMCS.4W1.OCA.FBE	BMCS.4W1.SBK.FBE	BMCS.4W1.NAS.FBE	
F	BMCS.4W1.OCA.FBF	BMCS.4W1.SBK.FBF	BMCS.4W1.NAS.FBF	
G	BMCS.4W1.OCA.FBG	BMCS.4W1.SBK.FBG	BMCS.4W1.NAS.FBG	
H	BMCS.4W1.OCA.FBH	BMCS.4W1.SBK.FBH	BMCS.4W1.NAS.FBH	
I	BMCS.4W1.OCA.FBI	BMCS.4W1.SBK.FBI	BMCS.4W1.NAS.FBI	



SWING

Swing is perfect for a range of uses and environments, with a compact footprint that offers a comfortable yet practical seating solution. Available in chair or stool height, Swing offers a timeless look to complement any collaboration or breakout space.



FEATURES

Natural or Black Oak suspended seat design

Lightweight and compact design

Unique continuous sled frame

Available as a chair or a stool

Chairs stackable up to 3 high

Stools stackable up to 2 high



STEPS TO SPECIFY

Follow our guide and customise our products to suit your space

- 1
- 2
- 3

Select Height: Chair or Stool

- 1
- 2
- 3

Select Seat Finish: Choose from selected finishes

Wood veneer finishes

Natural Oak

Black Stained Ash

- 1
- 2
- 3

Frame Finish: Swing is only available in a Black frame.



Swing Chair
width 505, depth 505, height 775, seat height 465 mm

SEAT FINISH	ORDER CODE	
Wood Veneer		
Natural Oak	SWC.ST/NOK	
Black Stained Ash	SWC.ST/BKA	



Swing Stool
width 505, depth 540, height 965, seat height 725 mm

SEAT FINISH	ORDER CODE	
Wood Veneer		
Natural Oak	SWS.ST/NOK	
Black Stained Ash	SWS.ST/BKA	



ORA

Organically shaped, this compact meeting chair is both lightweight and comfortable. With a timeless form and the option of steel or timber frames. Ora is an easy way to introduce elegance into your workspace.



FEATURES

- Compact design
- Upholstered or polypropylene seats
- Wide choice of 4 frame finishes available
- Castors for mobility on specific bases



STEPS TO SPECIFY

Follow our guide and customise our products to suit your space

- 1
- 2
- 3
- 4

Select Seat Shell: Upholstered



Upholstered

- 1
- 2
- 3
- 4

Select Frame:



Swivel 4-star



Swivel 4-star
& castors



4 Leg
(Wooden frame)



4 Leg
(Steel frame)

- 1
- 2
- 3
- 4

Select Frame Finish: Choose from selected frame finishes

Ora Swivel 4-star

Frame finishes



Black

Ora 4 Leg (Wooden frame)

Wood frame finishes



Natural Oak



Black Oak

- 1
- 2
- 3
- 4

Select Fabric: (if applicable) Available in fabric bands B-I

[Click here for fabrics](#)



Ora Upholstered Swivel 4-star
width 510, depth 525, height 795,
seat height 450 mm



Ora Upholstered Swivel 4-star
& castors
width 510, depth 525, height 795,
seat height 450 mm



Ora Upholstered 4 Leg
width 510, depth 525, height 795,
seat height 450 mm



Ora Upholstered 4 Leg (Wooden
frame)
width 510, depth 525, height 795,
seat height 450 mm

FABRIC	ORDER CODE
B	ORCS4S.BK.UPH.FBB
C	ORCS4S.BK.UPH.FBC
D	ORCS4S.BK.UPH.FBD
E	ORCS4S.BK.UPH.FBE
F	ORCS4S.BK.UPH.FBF
G	ORCS4S.BK.UPH.FBG
H	ORCS4S.BK.UPH.FBH
I	ORCS4S.BK.UPH.FBI

FABRIC	ORDER CODE
B	ORC.S4C.UPH.FBB
C	ORC.S4C.UPH.FBC
D	ORC.S4C.UPH.FBD
E	ORC.S4C.UPH.FBE
F	ORC.S4C.UPH.FBF
G	ORC.S4C.UPH.FBG
H	ORC.S4C.UPH.FBH
I	ORC.S4C.UPH.FBI

FABRIC	ORDER CODE
RAL Frame	
B	ORC.4L1.UPH.FBB
C	ORC.4L1.UPH.FBC
D	ORC.4L1.UPH.FBD
E	ORC.4L1.UPH.FBE
F	ORC.4L1.UPH.FBF
G	ORC.4L1.UPH.FBG
H	ORC.4L1.UPH.FBH
I	ORC.4L1.UPH.FBI

FABRIC	ORDER CODE
B	ORC.4W1.UPH.FBB
C	ORC.4W1.UPH.FBC
D	ORC.4W1.UPH.FBD
E	ORC.4W1.UPH.FBE
F	ORC.4W1.UPH.FBF
G	ORC.4W1.UPH.FBG
H	ORC.4W1.UPH.FBH
I	ORC.4W1.UPH.FBI

SCANDI CHAIR & STOOL

Fine details and profiled frames are elegantly crafted, with an optional seat pad for additional comfort.
Available in Natural Oak or a range of coloured finishes to suit any space. Timeless and elegant.



FEATURES

- Choice of stained wood finishes available
- Slim back design
- Crafted solid natural oak or stained and lacquered ash frame
- Available as a chair or a stool
- Optional seat pad



STEPS TO SPECIFY

Follow our guide and customise our products to suit your space

- 1
- 2
- 3


Select Height: Chair or Stool

- 1
- 2
- 3

Select Frame Finish:Natural Oak or Black as standard. Premium RAL colours also available, subject to a price uplift.



Premium RAL frame finishes, subject to a price uplift



- 1
- 2
- 3

Select Accessories:



(Available in fabric bands A-I)



Scandi Chair

width 516, depth 500, height 770, seat height 455 mm

DESCRIPTION	ORDER CODE		
		Natural Oak or Black	Premium RALs
Chair	SAC.NSP	£501	



Scandi Chair With Upholstered Seat Pad

width 516, depth 500, height 770, seat height 455 mm

FABRIC	ORDER CODE		
		Natural Oak or Black	Premium RALs
A	SAC.WSP:FBA	£589	
B	SAC.WSP:FBB	£599	
C	SAC.WSP:FBC	£605	
D	SAC.WSP:FBD	£618	
E	SAC.WSP:FBE	£628	
F	SAC.WSP:FBF	£651	
G	SAC.WSP:FBG	£675	
H	SAC.WSP:FBH	£698	
I	SAC.WSP:FBI	£806	



Scandi Stool

width 513, depth 410, height 1005, seat height 759 mm

DESCRIPTION	ORDER CODE		
		Natural Oak	Premium RALs
Stool			



Scandi Stool With Upholstered Seat Pad

width 513, depth 410, height 1005, seat height 759 mm

FABRIC	ORDERCODE		
		Natural Oak	Premium RALs
B	SAS.WSP:FBB		
C	SAS.WSP:FBC		
D	SAS.WSP:FBD		
E	SAS.WSP:FBE		
F	SAS.WSP:FBF		
G	SAS.WSP:FBG		
H	SAS.WSP:FBH		
I	SAS.WSP:FBI		

VECK

Veck is a versatile, lightweight tubular framed stool thats perfect for indoor use. Available as a High or a Counter-height stool in a upholstered seat pad.

FEATURES

- Available in upholstered seat options
- Wide choice of frame finishes available
- Available in 2 seat heights
- Stackable up to 4 high



STEPS TO SPECIFY

Follow our guide and customise our products to suit your space

- 1
- 2
- 3
- 4

Select Seat Type: Upholstered



Upholstered

- 1
- 2
- 3
- 4

Select Height: Medium or High Stool

- 1
- 2
- 3
- 4

Select Seat Fabric: choose from selected finishes.

Veck Indoor Upholstered: Available in fabric bands A-I

[Click here for fabrics](#)

- 1
- 2
- 3
- 4

Select Frame Finish: Black metal frame as standard. Premium RAL colours and Raw Steel also available, subject to a price uplift.



Black
9005

Premium RAL frame finishes, subject to a price uplift



White
9016



Anthracite
7024



Clay
7034



Terracotta
050 60 30



Chamomile
050 90 05



Mustard
1012



Burnt Orange
2001



Beetroot
4004



Blue Grey
200 70 10



Turquoise
5018



Olive
100 40 10



Grey
7035



Dark Grey
7037

Metal frame finishes



Clear
coated
raw steel

Raw Steel



Veck Indoor Medium Stool (Counter-height)

width 540, depth 560, height 750, seat height 650 mm

SEAT FINISH	ORDER CODE		
Wood Veneer		Black / Raw Steel	RAL Coloured
Natural Oak	VKS-I.MHT.ST/NOK		
Black Stained Ash	VKS-I.MHT.ST/BOK		



Veck Indoor Upholstered Medium Stool
(Counter-height)

width 540, depth 560, height 750, seat height 650 mm

FABRIC	ORDER CODE		
		Black / Raw Steel	RAL Coloured
A	VKS-I.MHT.WSP/U.FBA		
B	VKS-I.MHT.WSP/U.FBB		
C	VKS-I.MHT.WSP/U.FBC		
D	VKS-I.MHT.WSP/U.FBD		
E	VKS-I.MHT.WSP/U.FBE		
F	VKS-I.MHT.WSP/U.FBF		
G	VKS-I.MHT.WSP/U.FBG		
H	VKS-I.MHT.WSP/U.FBH		
I	VKS-I.MHT.WSP/U.FBI		



Veck Indoor High Stool

width 540, depth 580, height 890, seat height 790 mm

SEAT FINISH	ORDER CODE		
Wood Veneer		Black / Raw Steel	RAL Coloured
Natural Oak	VKS-I.HHT.ST/NOK		
Black Stained Ash	VKS-I.HHT.ST/BOK		



Veck Indoor Upholstered High Stool

width 540, depth 580, height 890, seat height 790 mm

FABRIC	ORDER CODE		
		Black / Raw Steel	RAL Coloured
A	VKS-I.HHT.WSP/U.FBA		
B	VKS-I.HHT.WSP/U.FBB		
C	VKS-I.HHT.WSP/U.FBC		
D	VKS-I.HHT.WSP/U.FBD		
E	VKS-I.HHT.WSP/U.FBE		
F	VKS-I.HHT.WSP/U.FBF		
G	VKS-I.HHT.WSP/U.FBG		
H	VKS-I.HHT.WSP/U.FBH		
I	VKS-I.HHT.WSP/U.FBI		

RELIC BENCH & STOOL

This flexible range is a natural choice for any co-working environment. A fusion of rustic detail and industrial inspiration, the extensive range of finishes enables Relic to be used across every scheme.



FEATURES

- Wide range of frame finishes available
- Extensive range of fabrics
- Fast assembly



STEPS TO SPECIFY

Follow our guide and customise our products to suit your space

- 1
- 2
- 3
- 4

Select Product: Bench or Stool

- 1
- 2
- 3
- 4

Select Size

- 1
- 2
- 3
- 4

Select Frame Finish: Black metal frame as standard. Premium RAL colours and Raw Steel also available, subject to a price uplift.



Black
9005

Premium RAL frame finishes, subject to a price uplift

White
9016

Anthracite
7024

Clay
7034

Terracotta
050 60 30

Chamomile
050 90 05

Mustard
1012

Burnt Orange
2001

Beetroot
4004

Blue Grey
200 70 10

Turquoise
5018

Olive
100 40 10

Grey
7035

Dark Grey
7037

Metal frame finishes

Clear
coated
raw steel

Raw Steel

- 1
- 2
- 3
- 4

Select Seat Pad Fabric: Available in fabric bands A-I

[Click here for fabrics](#)



Relic Low Stool (upholstered)
width 410, depth 400, height 460 mm

FABRIC	ORDER CODE		
	Upholstered		
	Frame Finish:	Black	Premium RALs/ Raw
A	RSS/U.LHT.40D.FBA		
B	RSS/U.LHT.40D.FBB		
C	RSS/U.LHT.40D.FBC		
D	RSS/U.LHT.40D.FBD		
E	RSS/U.LHT.40D.FBE		
F	RSS/U.LHT.40D.FBF		
G	RSS/U.LHT.40D.FBG		
H	RSS/U.LHT.40D.FBH		
I	RSS/U.LHT.40D.FBI		



Relic High Stool (upholstered)
width 410, depth 400 height 760 mm

FABRIC	ORDER CODE		
	Upholstered		
	Frame Finish:	Black	Premium RALs/ Raw
A	RSS/U.HHT.40D.FBA		
B	RSS/U.HHT.40D.FBB		
C	RSS/U.HHT.40D.FBC		
D	RSS/U.HHT.40D.FBD		
E	RSS/U.HHT.40D.FBE		
F	RSS/U.HHT.40D.FBF		
G	RSS/U.HHT.40D.FBG		
H	RSS/U.HHT.40D.FBH		
I	RSS/U.HHT.40D.FBI		



Relic Small Bench (upholstered)
width 1000, depth 400, height 460 mm

FABRIC	ORDER CODE		
	Upholstered		
	Frame Finish:	Black	Premium RALs/ Raw
A	RSB/U.104R.FBA		
B	RSB/U.104R.FBB		
C	RSB/U.104R.FBC		
D	RSB/U.104R.FBD		
E	RSB/U.104R.FBE		
F	RSB/U.104R.FBF		
G	RSB/U.104R.FBG		
H	RSB/U.104R.FBH		
I	RSB/U.104R.FBI		



Relic Medium Bench (upholstered)
width 1600, depth 400, height 460 mm

FABRIC	ORDER CODE		
	Upholstered		
	Frame Finish:	Black	Premium RALs / Raw
A	RSB/U.164R.FBA		
B	RSB/U.164R.FBB		
C	RSB/U.164R.FBC		
D	RSB/U.164R.FBD		
E	RSB/U.164R.FBE		
F	RSB/U.164R.FBF		
G	RSB/U.164R.FBG		
H	RSB/U.164R.FBH		
I	RSB/U.164R.FBI		

Booths

- HUDDLE CAVE
- SAIL BOOTH HIGH
- * SAIL BOOTH LOW
- * SAIL FOCUS POD



* New product





SAIL BOOTH HIGH

The Sail booth system addresses privacy for commercial office interiors, by providing a segregated space to collaborate, learn, focus, or relax. It's a refined seating system that allows flexibility and consolidation of workspace in a given area to escape without the need for partitioning or division, promoting collaboration, creativity, and deep concentrative thinking. The ergonomically designed booth has exemplary comfort levels.

FEATURES

- Suitable for collaborative or independent working
- Elegant organic profile to suit most schemes
- Generous proportions for various number of users
- Laptop holder to make presenting easy
- Soft, sleek, contemporary design with curved corners



STEPS TO SPECIFY

Follow our guide and customise our products to suit your space

- 1
- 2
- 3
- 4
- 5

Select Size: Two or Four Seater booth, One or Two seater sofa

- 1
- 2
- 3
- 4
- 5

Select Power: With or without power options

Sail Booth can be specified with or without power and/ or laptop holder.

Power includes:
2x65w Power Outlet and 1x Twin USB
(1x Type-A & 1x Type-C) to power laptops



Laptop Holder:
Laptop holder for simple presenting with laptop/ tablet



- 1
- 2
- 3
- 4
- 5

Select Finish:

Table Top finishes:



Note: Sail booths are supplied as standard with tables. Four Seater Booth table: 700 x 1150mm. Two Seater Booth table: 700 x 500 mm

- 1
- 2
- 3
- 4
- 5

Select Fabric: Available in fabric bands B-I

[Click here for fabrics](#)

- 1
- 2
- 3
- 4
- 5

Select Accessories:



Table top mounted power



Laptop holder



Perimeter Power



Side cushions

Please note: Cushions are attached and cannot be fitted retrospectively.





Laptop holder & power
for presenting.



Black fine
textured legs



Elegant organic profile



Easy assembly





Sail Booth Two Seater

width 2068, depth 976, height 1385, seat height 452mm

FABRIC	ORDER CODE	
B	SIV.2SB.HHT.FBB	
C	SIV.2SB.HHT.FBC	
D	SIV.2SB.HHT.FBD	
E	SIV.2SB.HHT.FBE	
F	SIV.2SB.HHT.FBF	
G	SIV.2SB.HHT.FBG	
H	SIV.2SB.HHT.FBH	
I	SIV.2SB.HHT.FBI	
Power*		
Laptop Holder		



Sail Booth Four Seater

width 2068, depth 1520, height 1385, seat height 452mm

FABRIC	ORDER CODE	
B	SIV.4SB.HHT.FBB	
C	SIV.4SB.HHT.FBC	
D	SIV.4SB.HHT.FBD	
E	SIV.4SB.HHT.FBE	
F	SIV.4SB.HHT.FBF	
G	SIV.4SB.HHT.FBG	
H	SIV.4SB..HHT.FBH	
I	SIV.4SB.HHT.FBI	
Power*		
Laptop Holder		

Sail Booth Side Cushions

Costs reflect a pair of side cushions that are attached and cannot be fitted retrospectively.

FABRIC		
B		
C		
D		
E		
F		
G		
H		
I		



SAIL BOOTH LOW

* NEW *

With a lower back profile, the Sail Low Booth maintains the soft, sculptural form and welcoming appeal enjoyed from its predecessors. The low back sides allow for partial privacy for team discussions, informal meetings, or social interactions, perfect for agile offices, co-working spaces, and social zones, that are designed to enhance visibility and openness whilst still encouraging collaboration and social interactions.



FEATURES

- Suitable for collaborative or independent working
- Single, two, and three seater options
- Elegant organic profile to suit contemporary design schemes
- Generous proportions for various number of users
- Laptop holder to make presenting easy
- Soft, sleek, design with curved corners
- Optional side cushions that are affixed into place



STEPS TO SPECIFY

Follow our guide and customise our products to suit your space

- 1
- 2
- 3
- 4
- 5

Select Size: Two, Four or Six seater booth

- 1
- 2
- 3
- 4
- 5

Select Power: With or without power options

Sail Booth can be specified with or without power and/ or laptop holder.

Power includes:
2x65w Power Outlet and 1x Twin USB
(1x Type-A & 1x Type-C) to power laptops



Laptop Holder:
Laptop holder for simple presenting with laptop/ tablet



- 1
- 2
- 3
- 4
- 5

Select Finish:

Table Top finishes:



Note: Sail booths are supplied as standard with tables. Four Seater Booth table: 700 x 1150 mm. Two Seater Booth table: 700 x 500 mm.

- 1
- 2
- 3
- 4
- 5

Select Fabric: Available in fabric bands B-I

[Click here for fabrics](#)

- 1
- 2
- 3
- 4
- 5

Select Accessories:



Table top
mounted power



Laptop holder



Cushions

Please note: Cushions are attached and cannot be fitted retrospectively.





Sail Booth Two Seater

width 2114, depth 976, height 745, seat height 452mm

FABRIC	ORDER CODE	
B	SIV.2SB.LHT.FBB	
C	SIV.2SB.LHT.FBC	
D	SIV.2SB.LHT.FBD	
E	SIV.2SB.LHT.FBE	
F	SIV.2SB.LHT.FBF	
G	SIV.2SB.LHT.FBG	
H	SIV.2SB.LHT.FBH	
I	SIV.2SB.LHT.FBI	
Power		
Laptop Holder		



Sail Booth Four Seater

width 2114, depth 1520, height 745, seat height 452mm

FABRIC	ORDER CODE	
B	SIV.4SB.LHT.FBB	
C	SIV.4SB.LHT.FBC	
D	SIV.4SB.LHT.FBD	
E	SIV.4SB.LHT.FBE	
F	SIV.4SB.LHT.FBF	
G	SIV.4SB.LHT.FBG	
H	SIV.4SB.LHT.FBH	
I	SIV.4SB.LHT.FBI	
Power		
Laptop Holder		



Sail Booth Six Seater

width 2114, depth 1920, height 745, seat height 452mm

FABRIC	ORDER CODE	PRICE
B	SIV.6SB.LHT.FBB	£8405
C	SIV.6SB.LHT.FBC	£8798
D	SIV.6SB.LHT.FBD	£9112
E	SIV.6SB.LHT.FBE	£9505
F	SIV.6SB.LHT.FBF	£9897
G	SIV.6SB.LHT.FBG	£10761
H	SIV.6SB.LHT.FBH	£11703
I	SIV.6SB.LHT.FBI	£12646
Power		+£393
Laptop Holder		+£202

Sail Sofa Side Cushions

Costs reflect a pair of side cushions that are attached and cannot be fitted retrospectively.

FABRIC	PRICE
B	+£328
C	+£349
D	+£366
E	+£387
F	+£409
G	+£456
H	+£507
I	+£558

Two, four and six seater options



Black fine textured legs



Elegant organic profile



Optional side cushions for additional

SAIL FOCUS POD

* NEW *

A soft, sculptural form with a welcoming appeal that provides a semi-private retreat for concentrated individual work or quiet collaboration. Compact and thoughtfully designed - the soft upholstered panels provide enhanced visual and acoustic privacy ideal for modern office environments that prioritises focus, flexibility, and space efficiency or open-plan corporate settings looking to define spaces in a softer, more considered way.



FEATURES

- Ideal for quiet collaboration or independent working
- Elegant organic profile to suit contemporary design schemes
- Generous proportions for comfort
- Lightweight allowing for easy repositioning
- Soft, sleek, design with curved corners
- Provides increased focus and productivity



STEPS TO SPECIFY

Follow our guide and customise our products to suit your space

- 1
- 2
- 3
- 4

Select Fabric: Available in fabric bands B-I

[Click here for fabrics](#)

- 1
- 2
- 3
- 4

Select Surface Finish:

Table Top finishes:

White

Anthracite

- 1
- 2
- 3
- 4

Select Power: With or without power options

Sail Focus Pod can be specified with or without power and/ or laptop holder.

Power includes:
1x65w Power Outlet and 1x Twin USB
(1x Type-A & 1x Type-C) to power laptops



Laptop Holder:
Laptop holder for simple presenting with laptop/ tablet



- 1
- 2
- 3
- 4

Select Accessories:



Laptop holder



Perimeter Power
1x65w Power and 1x twin
USB (1 Type-A and 1x
Type-C to power laptops)



Stem Light

Elevated feet for easy
manoeuvrability



Power and lighting
accessories.



Elegant organic profile



Sail Focus Pod

width 976, depth 783 height 1240, desk height 750mm

FABRIC	ORDER CODE	
A	SFP.FBA	
B	SFP.FBB	
C	SFP.FBC	
D	SFP.FBD	
E	SFP.FBE	
F	SFP.FBF	
G	SFP.FBG	
H	SFP.FBH	
Power		
Laptop Holder		
Stem Light		



HUDDLE CAVE

With cleans lines and an uncomplicated design, Huddle Cave offers a sanctuary for a wide range of working activities. It has optional media, ideal for collaborative tasks and online meetings.



FEATURES

- Deep seat and back rests for lumbar support
- Effective acoustic design for noise reduction
- Integrated laminate top table
- Extensive range of fabrics available
- Optional power and media pack



STEPS TO SPECIFY

Follow our guide and customise our products to suit your space

- 1
- 2
- 3
- 4
- 5

Select Size: Two, Four or Six Seater

- 1
- 2
- 3
- 4
- 5

Select Media: Media or Power only.

The Huddle Cave can be specified with or without integrated media.

Monitors are not supplied by Frövi. 28 inch screen size is recommended.

Power includes:
2x UK power (in central panel) and 1x Twin USB
(1x Type-A & 1x Type-C)



Media includes:
1x UK power, 1x Twin USB (1x Type-A & 1x Type-C),
1x HDMI and 1x UK Power for monitor behind mount.




- 1
- 2
- 3
- 4
- 5

Select Feet Finish:



Black Feet



Solid Oak

Note: Huddle Cave Four and Six Seaters are supplied with a joining screen and a White cutline edge laminate table.
Four Seater - 1100 x 600mm. Six Seater - 1700 x 600mm. Huddle Cave Two Seater is supplied with a White cutline edge 600 x 250 mm shelf.

- 1
- 2
- 3
- 4
- 5

Select Fabric: Available in fabric bands B-I

[Click here for fabrics](#)

- 1
- 2
- 3
- 4
- 5

Select Accessories:



Perimeter Power
(Please specify
if you would like
sofa or table
mounted)





Huddle Cave Four Seater
width 2270, depth 1360, height 1490, seat height 440 mm

FABRIC	ORDER CODE	
B	HUV.4SB.CH.FBB	
C	HUV.4SB.CH.FBC	
D	HUV.4SB.CH.FBD	
E	HUV.4SB.CH.FBE	
F	HUV.4SB.CH.FBF	
G	HUV.4SB.CH.FBG	
H	HUV.4SB.CH.FBH	
I	HUV.4SB.CH.FBI	



Huddle Cave Six Seater
width 2270, depth 1960, height 1490, seat height 440 mm

FABRIC	ORDER CODE	
B	HUV.6SB.CH.FBB	
C	HUV.6SB.CH.FBC	
D	HUV.6SB.CH.FBD	
E	HUV.6SB.CH.FBE	
F	HUV.6SB.CH.FBF	
G	HUV.6SB.CH.FBG	
H	HUV.6SB.CH.FBH	
I	HUV.6SB.CH.FBI	



Huddle Cave Two Seater
width 2270, depth 760, height 1490, seat height 440 mm

FABRIC	ORDER CODE	
B	HUV.2SB.BK.FBB	
C	HUV.2SB.BK.FBC	
D	HUV.2SB.BK.FBD	
E	HUV.2SB.BK.FBE	
F	HUV.2SB.BK.FBF	
G	HUV.2SB.BK.FBG	
H	HUV.2SB.BK.FBH	
I	HUV.2SB.BK.FBI	



Huddle Cave Four Seater (Power)
width 2270, depth 1360, height 1490, seat height 440 mm

FABRIC	ORDER CODE	
B	HUV.4SB.CH.PWR.FBB	
C	HUV.4SB.CH.PWR.FBC	
D	HUV.4SB.CH.PWR.FBD	
E	HUV.4SB.CH.PWR.FBE	
F	HUV.4SB.CH.PWR.FBF	
G	HUV.4SB.CH.PWR.FBG	
H	HUV.4SB.CH.PWR.FBH	
I	HUV.4SB.CH.PWR.FBI	



Huddle Cave Six Seater (Power)
width 2270, depth 1960, height 1490, seat height 440 mm

FABRIC	ORDER CODE	
B	HUV.6SB.CH.PWR.FBB	
C	HUV.6SB.CH.PWR.FBC	
D	HUV.6SB.CH.PWR.FBD	
E	HUV.6SB.CH.PWR.FBE	
F	HUV.6SB.CH.PWR.FBF	
G	HUV.6SB.CH.PWR.FBG	
H	HUV.6SB.CH.PWR.FBH	
I	HUV.6SB.CH.PWR.FBI	

Huddle Cave Power includes:

- Upholstered screen with table
- Integrated power including:
- 2x Power Sockets

- 1x Twin USB (1x Type-A & 1x Type-C)



Huddle Cave Four Seater (Media)
width 2270, depth 1360, height 1490, seat height 440 mm

FABRIC	ORDER CODE	
B	HUV.4SB.CH.MED.FBB	
C	HUV.4SB.CH.MED.FBC	
D	HUV.4SB.CH.MED.FBD	
E	HUV.4SB.CH.MED.FBE	
F	HUV.4SB.CH.MED.FBF	
G	HUV.4SB.CH.MED.FBG	
H	HUV.4SB.CH.MED.FBH	
I	HUV.4SB.CH.MED.FBI	



Huddle Cave Six Seater (Media)
width 2270, depth 1960, height 1490, seat height 440 mm

FABRIC	ORDER CODE	
	Chrome Feet	
B	HUV.6SB.CH.MED.FBB	
C	HUV.6SB.CH.MED.FBC	
D	HUV.6SB.CH.MED.FBD	
E	HUV.6SB.CH.MED.FBE	
F	HUV.6SB.CH.MED.FBF	
G	HUV.6SB.CH.MED.FBG	
H	HUV.6SB.CH.MED.FBH	
I	HUV.6SB.CH.MED.FBI	

Huddle Cave Media includes:

- Upholstered screen with table
- Monitor mount
- Integrated power including:
- 2x Power Sockets (1 behind the screen)

- 1x Twin USB (1x Type-A & 1x Type-C)

- 1x HDMI

Note: Monitors are not supplied by Frovi.
Recommended screen size is 28 inches.

Tables

FLORD TABLE	»
FONT TABLE	»
MARGIN TABLE	»
MONO GIANT TABLE	»
MONO TABLE	»
ORBIT TABLE	»
* PEGGY TABLE	»
WRAPT COFFEE TABLE	»

* New product



FONT TABLE

Simplicity and functionality unite to create the versatile and practical Font Table. The classic style of the Font Table makes it the ideal canteen, breakout, or work table for any environment. Customise your Font Table with either round or soft square MFC table tops for a hard wearing, timeless look. With a classic black tubular steel frame the Font Table is the perfectly stylish and functional accompaniment to any workspace.



FEATURES

- Strong tubular steel construction
- Three top finishes and two formats available
- Frame available in black
- Suitable pairing with many chairs
- Delivered flat-pack for easy install



STEPS TO SPECIFY

Follow our guide and customise our products to suit your space

- 1
- 2
- 3

Select Table Top Format: Round or Soft Square

- 1
- 2
- 3

Select Frame Finish: Black frame finish only

RAL metal frame finish



Black

- 1
- 2
- 3

Select Table Top Finish: Choose from selected finishes



MFC
top thickness 25mm

Standard



White

Rustic



Rustic Oak



Rustic
Black Oak



Font Table
width 900, depth 900, height 740 mm

SIZE (MM)	ORDER CODE		
		Standard	Rustic
900 dia	FNT.90D.BK		
900 x 900	FNT.90SR.BK		



PEGGY TABLE

The perfect addition to your flexible and agile working space, Peggy is a refined and functional laptop table made from solid ash. Designed to complement any soft seating range, its sleek and minimalist design allows for easy integration into any environment, while its sturdy construction ensures durability and reliability. Whether you're working from home or in a shared workspace, the ergonomic tabletop allows for comfort whilst working on your laptop.



FEATURES

- The slightly exaggerated stem angle gives more reach to the user and provides stability
- The under table cross piece feature is celebrated rather than trying to give an anti-gravity look
- The unique tabletop shape allows user to use the table front on or side on comfortably
- Small shadow gap underneath the legs



STEPS TO SPECIFY

Follow our guide and customise our products to suit your space

1

Select table finish: Choose from selected finishes.

Wood frame finishes

Oak
(Stained Ash)

Black
(Stained Ash)



Peggy Table
width 660, depth 496, height 550 mm

DESCRIPTION	ORDER CODE			PRICE
	Natural Ash	Black (Stained Ash)	Oak (Stained Ash)	
Laptop Table	PGLT.NAS	PGLT.SBK	PGLT.OCA	



ORBIT TABLE

With smooth curves and natural sleek lines is mid-century inspired coffee table is an elegant and practical addition to any workspace. The unique and timeless design includes a smaller surface 'orbiting' the main table top. Both surfaces can be made from recycled plastic for a seamless aesthetic or select a recycled smaller orbit to accompany a larger glass top. Durable and hard-wearing, the Orbit table is designed to withstand the robust needs of any busy office environment.



FEATURES

- Mid Century T-frame design
- Surfaces option from recycled plastic (400mm and 800 mm) or toughened glass (800mm)
- Black frame finish



STEPS TO SPECIFY

Follow our guide and customise our products to suit your space

12

Select Frame Finish: Available in Black only.

RAL metal frame finish



Black

12

Select Table Finish: Only available in the selected finishes.

Lower Table Top finish

Recycled Plastic



Clear
Glass



Timeless
Duo



Reverse
Timeless
Duo

Upper Table Top finish

Recycled Plastic



Timeless
Duo



Reverse
Timeless
Duo



Orbit Table

Large table diameter 810, lower table height 305. Smaller table diameter 400 and height 435 mm

DESCRIPTION	ORDER CODE	
Lower Glass surface with recycled upper surface	OBL.BK	
Lower and upper recycled surface	OBL.BK	



WRAPT COFFEE TABLE

The Wrapt Coffee Table offers the ideal solution for any office looking to incorporate extra style without compromising practicality. Inspired by clean, simple lines, minimalism, and functionality without sacrificing beauty. With its generous tabletop area and clean wrap around leg design it is the perfect complement to the modern busy office, looking for a casual meeting space or breakout area.



FEATURES

- Simplistic Scandinavian design
- Made from ash plywood
- Available in three finishes



STEPS TO SPECIFY

Follow our guide and customise our products to suit your space

1

Select Finish: Choose from selected finishes.

Wood frame finishes

Oak
(Stained
Ash)

Black Ash

Natural Ash



Wrapt Coffee Table
diameter 915, height 330 mm

DESCRIPTION	ORDER CODE			
	Oak (Stained Ash)	Black Ash	Natural Ash	
Coffee Table	WTL.OCA	WTL.SBK	WTL.NAS	



FLORD TABLE

A range of minimalistic tables, simplistic designs to complement any breakout space.



FEATURES

- Black frame finish
- Hard wearing steel frame
- Coffee Table available with Rustic or Fenix tops and optional power with integrated cable management

STEPS TO SPECIFY

Follow our guide and customise our products to suit your space

1 2 3

Select Product

1 2 3


Select Top Finish: Coffee Table only
Available with Rustic & Fenix Outline edge tops.

1 2 3

Select Power: Coffee Table only
Solo Power Unit supplied with concealed cable management.



Solo Power Unit
1x UK power & 1x Twin USB Charge. (1x Type-C & 1x Type-A)
Available in Black.



Flord Coffee/Corner Table
width 960, depth 960, height 304 mm

DESCRIPTION	ORDER CODE	PRICE	
		Rustic	Fenix
Without Power	FFCT.BK.96S.NPR	£1441	
With Power	FFCT.BK.96S.SP1/BK	£1663	
1x Solo Power Unit			



Flord Side Table
width 350, depth 350, height 511 mm

DESCRIPTION	ORDER CODE	PRICE
	Black	
Side Table	FFST	

MARGIN TABLE

Inspired by art deco sculptural design, this dual-height pair of circular nesting coffee tables fit into any location to add flair and warm residential feel.



FEATURES

- Available in a range of frame and top finishes
- Single table or a nesting set
- Easy to manoeuvre
- Recycled plastic surface option
- Two heights at 600mm diameters



STEPS TO SPECIFY

Follow our guide and customise our products to suit your space

- 1
- 2
- 3
- 4


Select Height: High or Low

- 1
- 2
- 3
- 4

Select Size: 600mm diameter (High and Low)


- 1
- 2
- 3
- 4

Select Top Finish:




MFC
top thickness 18mm

Standard




White




Black


Rustic




Rustic Oak



Rustic Black Oak



Concrete



Marble Effect

- 1
- 2
- 3
- 4

Select Frame Finish: Black metal frame as standard. Premium RAL colours also available, subject to a price uplift.



Black
9005

Premium RAL frame finishes, subject to a price uplift



White
9016



Anthracite
7024



Clay
7034



Terracotta
050 60 30



Chamomile
050 90 05



Mustard
1012



Burnt Orange
2001



Beetroot
4004



Blue Grey
200 70 10



Turquoise
5018



Olive
100 40 10



Grey
7035



Dark Grey
7037



Margin Table High

height 450, top thickness 18mm on MFC and Fenix/rustic and 12 mm on recycled plastic

TOP TYPE	SIZE (MM)	ORDER CODE	PRICE	
			Black	Premium RALs
MFC	600 dia	MTH.60D.45.M		
Fenix/Rustic	600 dia	MTH.60D.45		



Margin Table Low

height 350, top thickness 18mm on MFC and Fenix/rustic and 12 mm on recycled plastic

TOP TYPE	SIZE (MM)	ORDER CODE	PRICE	
			Black	Premium RALs
MFC	600 dia	MTL.60D.35.M		
Fenix/Rustic	600 dia	MTL.60D.35		

MONO TABLE

The Mono Table has been designed to accommodate integrated cable management and is perfectly weighted for optimal stability. With its wide range of sizes, Mono Table is great for use as a meeting table or in dining/breakout areas.



FEATURES

Optional power with integrated cable management

Height adjustable feet designed to raise the base to neatly cover a standard floorbox

Available in a wide range of top sizes

Available in a wide range of finishes



STEPS TO SPECIFY

Follow our guide and customise our products to suit your space

- 1
- 2
- 3
- 4
- 5

Select Size

- 1
- 2
- 3
- 4

Select Power:

Solo Power Unit supplied with integrated cable management down central column.



Solo Power Unit
1x UK power & 1x Twin USB Charge.
(1x Type-C & 1x Type-A)
Available in Black or White

- 1
- 2
- 3
- 4

Select surface Finish: Cutline edge laminate



Cutline Standard Laminate



White Anthracite Oak

Cutline Rustic



Rustic Oak Rustic Black Oak

Cutline Fenix



Black

Other finishes are available, contact us for more information - Price on application



- 1
- 2
- 3
- 4

Select Frame Finish: Black metal frame as standard. Premium RAL colours also available, subject to a price uplift.



Black
9005

Premium RAL frame finishes, subject to a price uplift



White Anthracite Clay Terracotta Chamomile Mustard Burnt Orange Beetroot Blue Grey Turquoise Olive Grey Dark Grey
9016 7024 7034 050 60 30 050 90 05 1012 2001 4004 200 70 10 5018 100 40 10 7035 7037



Mono Square Table
height 740mm

TOP TYPE	SIZE (MM)	ORDER CODE				
			Standard	Rustic	Fenix	Premium RALs
MFC	600 x 600	MPT.60S.DHT.M				
	800 x 800	MPT.80S.DHT.M				
Cutline	600 x 600	MPT.60S.DHT				



Mono Square Table with Power
height 740mm

TOP TYPE	SIZE (MM)	ORDER CODE				
			Standard	Rustic	Fenix	Premium RALs
MFC	600 x 600	MPT.60S.DHT.M.SP1				
	800 x 800	MPT.80S.DHT.M.SP1				
Cutline	600 x 600	MPT.60S.DHT.SP1				



Mono Round Table
height 740mm

TOP TYPE	SIZE (MM)	ORDER CODE	PRICE			
			Standard	Rustic	Fenix	Premium RALs
MFC	600 dia	MPT.60D.DHT.M				
	800 dia	MPT.80D.DHT.M				
	900 dia	MPT.90D.DHT.M				
	1000 dia	MPT.100D.DHT.M				
	1200 dia	MPT.120D.DHT.M				
Cutline	600 dia	MPT.60D.DHT				
	800 dia	MPT.80D.DHT				
	900 dia	MPT.90D.DHT				
	1000 dia	MPT.100D.DHT				
	1200 dia	MPT.120D.DHT				



Mono Round Table with Power
height 740mm

TOP TYPE	SIZE (MM)	ORDER CODE	PRICE			
			Standard	Rustic	Fenix	Premium RALs
MFC	600 dia	MPT.60D.DHT.M.SP1				
	800 dia	MPT.80D.DHT.M.SP1				
	900 dia	MPT.90D.DHT.M.SP1				
	1000 dia	MPT.100D.DHT.M.SP1				
	1200 dia	MPT.120D.DHT.M.SP1				
Cutline	600 dia	MPT.60D.DHT.SP1				
	800 dia	MPT.80D.DHT.SP1				
	900 dia	MPT.90D.DHT.SP1				
	1000 dia	MPT.100D.DHT.SP1				
	1200 dia	MPT.120D.DHT.SP1				

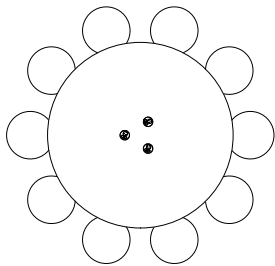
MONO GIANT TABLE

With exceptional seating capacity, the Mono Giant Table has been designed to accommodate integrated cable management. It is perfectly weighted for optimal stability.



FEATURES

- Large seating capacity
- Optional power with integrated cable management
- Base available in a choice of finishes
- Height adjustable levelling feet, designed to raise the base to neatly cover a standard floorbox



Seating configuration example (shown with Grow Stools)

STEPS TO SPECIFY

Follow our guide and customise our products to suit your space

- 1
- 2
- 3

Select Frame Finish: Black metal frame as standard. Premium RAL colours also available, subject to a price uplift.



Black
9005

Premium RAL frame finishes, subject to a price uplift



White
9016



Anthracite
7024



Clay
7034



Terracotta
050 60 30



Chamomile
050 90 05



Mustard
1012



Burnt Orange
2001



Beetroot
4004



Blue Grey
200 70 10



Turquoise
5018



Olive
100 40 10



Grey
7035



Dark Grey
7037

- 1
- 2
- 3

Select Top Finish:



MFC
top thickness 25mm

Standard MFC Finish



White

Premium MFC Finishes



Walnut



Oak

Please note: Oak and Walnut: POA and surfaces will be supplied in two pieces.

Select Power: Non-powered or power with 3 x Solo Power Units.

- 1
- 2
- 3



Mono Giant Table
height 740 mm

SIZE (MM)	ORDER CODE	PRICE	
	Frame Finsh	Black	Premium RALs
1600 dia	MPG.160D		
1800 dia	MPG.180D		



Mono Giant Table with Power (3 x Solo Power Units)
height 740 mm

SIZE (MM)	ORDER CODE	PRICE	
	Frame Finish	Black	Premium RALs
1600 dia	MPG.160D.SPG1		
1800 dia	MPG.180D.SPG1		

Shelving & Storage

BAMBOO
ISLE CREDENZA
JIG CREDENZA



We've taken our responsibility for sustainable design and production one step further. Crafted from recycled ocean plastic, recycled PET Felt, and pressed bamboo our Bamboo range has been designed with our planet in mind. Available in straight and curved shelving options means style meets sustainability. Our curved shelving option is a response to the emerging popularity of a more organic and fluid style of landscape within the workplace and can be used to create spaces alongside curved curtain walls and soft lounge-style seating. Create your own design using our online Bamboo configuration tool.



FEATURES

- Bamboo is a carbon negative material and the use of bamboo products can help achieve a higher certification level for LEED and BREEAM
- Configurable for any workspace
- Easy and quick to assemble, supplied with tools for quick install
- 100% recycled ocean plastic connectors
- Framework available in any of our RAL colours
- All shelves, cupboards & lockers made from side-pressed bamboo
- Incorporate biophilia with integrated and mobile planters
- Felt panel for pinboard use, made from a blend of 70% recycled and 30% virgin PET
- Packaging is made from 100% recyclable cardboard, made from 80% recycled material
- Mobile table for agile working
- Lamp to fit any configuration
- Treated with a clear lacquer for protection and increase longevity of surfaces



Scan to watch videos and find out more

 CONFIGURE





Unique Branding on base shelf



Recycled ocean plastic connectors

Curved Bamboo option



Choice of 13 RAL colours



CONFIGURE YOUR OWN DESIGN ONLINE



Use your online configuration at bamboo.frovi.co.uk to help you customise our pre-sets or specify your own bespoke Bamboo configuration.

 CONFIGURE



bamboo® | environmentally conscious

Our Bamboo range has been created by our environmentally conscious in-house design team, where possible we have opted to use the most eco-friendly and low impact materials. This year, we've taken further steps towards a more sustainable future. It starts with the launch of our Bamboo collection, a range that uses environmentally conscious materials and processes. All our shelves, cupboards, storage boxes and tabletops in the range are made from bamboo. This material is widely known for being extremely sustainable hard wood alternative - it has a negative carbon footprint!



**bamboo uses
1/3 of the water
consumption to
grow than oak**

sustainable buildings

The use of bamboo products can help achieve a higher certification level for LEED and BREEAM. It can also help achieve more points towards the building becoming WELL-aligned.



one of the fastest growing plants

It only takes a year to grow back after it's been harvested. Some species grow more than 3 feet (1 metre) each day.



**bamboo uses
no pesticides
or chemical
fertilisers**

clean air

Bamboo releases 30% more oxygen than hardwoods and it absorbs 5 times more carbon dioxide than standard trees.



low energy powder coating

Our specially designed powder coatings are cured at lower oven temperatures, which reduces energy usage and waste generation, lowering our overall carbon footprint.




anti-bacterial

Bamboo has the ability to withstand and kill bacteria. It is also very easy to clean.

BASIC CONFIGURATION EXAMPLES

Visit bamboo.frovi.co.uk to configure your own

Select Frame Finish: Black metal frame as standard. Premium RAL colours and Raw Steel also available, subject to a price uplift.



Black
9005



		Lengths									
Heights	Shelf Finishes	1200mm		1800mm		2400mm		3000mm		3600mm	
		Product Code		Product Code		Product Code		Product Code		Product Code	
5 Shelves	Black / Rustic Oak	BAM.512.ST		BAM.518.ST		BAM.524.ST		BAM.530.ST		BAM.536.ST	
	Bamboo										
4 Shelves	Black / Rustic Oak	BAM.412.ST		BAM.418.ST		BAM.424.ST		BAM.430.ST		BAM.436.ST	
	Bamboo										
3 Shelves	Black / Rustic Oak	BAM.312.ST		BAM.318.ST		BAM.324.ST		BAM.330.ST		BAM.436.ST	
	Bamboo										
2 Shelves	Black / Rustic Oak	BAM.212.ST		BAM.218.ST		BAM.224.ST		BAM.230.ST		BAM.236.ST	
	Bamboo										

Select Frame Finish: Black metal frame as standard. Premium RAL colours and Raw Steel also available, subject to a price uplift.

	1200mm	1800mm	2400mm	3000mm	3600mm
5 Shelves					
4 Shelves					
3 Shelves					
2 Shelves					

Premium RAL frame finishes.



Metal frame finishes



Raw Steel

Shelf & Cupboard finishes



Black Rustic Oak Bamboo



Media Centre

width 1200, depth 475, height 740 mm

Media Centre	Black / Rustic Oak	BAM-MC	
	Bamboo		

Storage Accessories



Double Cupboard	Black / Rustic Oak	BAM-CB.SFCS	width 1200, depth 475, height 740 mm	
	Bamboo			
Single Cupboard	Black / Rustic Oak	BAM-CB.SFCD	width 600, depth 475, height 740 mm	
	Bamboo			

Bamboo is also available with intergrated storage units that run along the base of the shelving creating a sleek and accessible solution.

Select Frame Finish: Black metal frame as standard. Premium RAL colours and Raw Steel also available, subject to a price uplift.



Black
9005




		Lengths									
Heights	Shelf Finishes	1200mm		1800mm		2400mm		3000mm		3600mm	
		Product Code		Product Code		Product Code		Product Code		Product Code	
5 Shelves	Black / Rustic Oak	BAM.512.CB2		BAM.518.CB2		BAM.524.CB2		BAM.530.CB2		BAM.536.CB2	
	Bamboo										
4 Shelves	Black / Rustic Oak	BAM.412.CB2		BAM.418.CB2		BAM.424.CB2		BAM.430.CB2		BAM.436.CB2	
	Bamboo										
3 Shelves	Black / Rustic Oak	BAM.312.CB2		BAM.318.CB2		BAM.324.CB2		BAM.330.CB2		BAM.336.CB2	
	Bamboo										
2 Shelves	Black / Rustic Oak	BAM.212.CB2		BAM.218.CB2		BAM.224.CB2		BAM.230.CB2		BAM.236.CB2	
	Bamboo										

BASIC CONFIGURATION EXAMPLES

Visit bamboo.frovi.co.uk to configure your own

Frame Finish: Black metal frame as standard. Premium RAL colours and Raw Steel also available, subject to a price uplift.



		Radius Curve			
Heights	Shelf Finishes	36 Degree		90 Degree	
		Product Code		Product Code	
5 Shelves	Black / Rustic Oak	BAM.5.180R.36DEG.CU		BAM.5.45R.90DEG.CU	
	Bamboo				
4 Shelves	Black / Rustic Oak	BAM.4.180R.36DEG.CU		BAM.4.45R.90DEG.CU	
	Bamboo				
3 Shelves	Black / Rustic Oak	BAM.3.180R.36DEG.CU		BAM.3.45R.90DEG.CU	
	Bamboo				
2 Shelves	Black / Rustic Oak	BAM.2.180R.36DEG.CU		BAM.2.45R.90DEG.CU	
	Bamboo				

Select Frame Finish: Black metal frame as standard. Premium RAL colours and Raw Steel also available, subject to a price uplift.

	1200mm	1800mm
5 Shelves		
4 Shelves		
3 Shelves		
2 Shelves		

Premium RAL frame finishes.




Metal frame finishes



Raw Steel

Shelf & Cupboard finishes



ISLE CREDENZA

Isle Credenza was developed to complement the popular Isle table collection. Using a minimalistic approach to materials and design we have created a statement credenza that has an honest, playful character with a more domestic feel that brings a softness to the surrounding space.



FEATURES

- Softer more domestic feel to modern-day commercial furniture
- Minimalistic approach to materials and design
- Waterfall edge detail on solid ash tops
- Softer, rounded ends
- High level of craftsmanship and finish
- Premium materials
- Extra cut out in surface for cables



STEPS TO SPECIFY

Follow our guide and customise our products to suit your space

1

Select wood frame finishes for the doors, surface and sides only.



Black Ash Natural Ash

Please note: The internal carcas is only available in black.



Isle Credenza

width 1845, depth 582, height 740 mm

DESCRIPTION	ORDER CODE	
	Push-to-open	
Isle	ICC.S	



JIG CREDENZA

This stylish design offers a perfect storage solution. Used together with timber products, the Jig Credenza adds the finishing touch. The perfect addition for when storage space comes at a premium.



FEATURES


- Available in a choice of finishes
- Push-to-open doors
- Beautiful wood grain finishes.



STEPS TO SPECIFY

Follow our guide and customise our products to suit your space

1



Jig Credenza High
width 1840, depth 470, height 730 mm

DESCRIPTION	ORDER CODE	
	Push-to-open	
Jig Frame	JZZ.HH.PTO	
includes removable shelf		



Lighting & Power

* PERIMETER POWER

MALLET LIGHT

PEAK LIGHT

TASK LIGHT

STEM LIGHT



TASK LIGHT

Attractive, sleek design that can be attached to any work surface. Create your own ambience with three light modes.
Task Light is designed to fit any table surface.



FEATURES

- LED task light in Black
- Features 3 light modes - Cool white, natural white and warm white
- Efficient LED light source
- Suitable for any collaboration table
- Available in two lengths
- Can be easily retrofitted
- Quick and simple plug and play installation



Scan to watch video



Cool White



Natural White



Warm White

TASK LIGHT STANDARD SIZES COMPATIBILITY

TABLE TOP LENGTH (MM)	RELIC	BLUME	ISLE
1400	Small	-	-
1600	Small	-	-
1800	Medium	Medium	-
2100	Medium	Medium	-
2350	Medium	Medium	-
2400	Medium	Medium	-
2800	-	-	Small
3000 (1-piece)	Special*	-	-
3000 (2-piece)	2x Small	-	-
3100	2x Small	-	-
3200	2x Small	-	-
3600	2x Medium	2x Medium	Medium
3800	2x Medium	-	-
4200	2x Medium	2x Medium	Medium
4800	2x Medium	-	-
4970	2x Medium	-	-
5200	2x Medium	2x Medium	-
5400	1x Medium & 2x Small	-	-
6000	3x Medium	-	-
6300	1x Small & 2x Medium	-	-

*Speak to the sales office for further information

Task Light
LED 6000 / 4000 / 3000K
height from table 360 mm

DESCRIPTION	SIZE (MM)	WATTAGE	ORDER CODE	PRICE
	Length			
Small	1100	3W	TKLB.110	
Medium	1580	3W	TKLB.158	

Power to be disconnected before moving when fitted to mobile tables.

PEAK LIGHT

With its unique design, this pendant light adds an ambient warmth to any environment. Originally designed for use with the Relic at Work range, Peak also complements the Relic Cloud and Osti Cloud products perfectly.



FEATURES

- Plug and play
- Black steel hood
- Glass spherical orb
- Flex length - 3m



Peak Light
width 240, depth 140, height 150, cable length 3000 mm

Lightbulb not supplied.
Cap fitting - E14.
75W max lightbulb required.

DESCRIPTION	ORDER CODE	PRICE
Peak Light	PKLB.BK	

Lighting management pack required for Peak Light on Relic Cloud.

MALLET LIGHT

Inspired by the traditional masons mallet, this light brings a warm ambience to your work space.



FEATURES

- Designed to be used with a freestanding base
- Plug and play
- Integrated on/off switch

STEPS TO SPECIFY

Follow our guide and customise our products to suit your space

1

Select Format: Freestanding or fitted to Relic Social.
Supplied with both fittings.



Freestanding



Fitted



Mallet Light
width 150, depth 150, height 290, base width 100 mm

Lightbulb not supplied.
Cap fitting - E14.
75W max lightbulb
required.

DESCRIPTION	ORDER CODE	PRICE
Mallet Light	MLLB,BK	

PERIMETER POWER

Can be mounted on all surfaces (shown on product pages)
Retrofittable

1

Select Power:



Under Mount
1x UK Power & 1x Twin
USB Charge
(1x Type-C &
1x Type-A)



Surface Mounted
1x UK Power & 1x Twin
USB Charge
(1x Type-C &
1x Type-A)

PERIMETER POWER

DESCRIPTION	ORDER CODE	
Under Mount		
1 x UK Power & 1 x Twin USB	NDPM.TMP.B	
Table Top Mounted		
1 x UK Power & 1 x Twin USB	NDPM.TMP.A	



STEM

Featuring a modern minimalist design with a rounded square base, slender stem and round tapered shade. Solar powered, and once charged, Stems memory function remembers the last setting used ready to be easily repositioned and enjoyed.



FEATURES

- Suitable indoor or outside
- Wireless for easy repositioning
- USB-C and solar powered
- Integrated memory function
- Sleek black contemporary design

STEPS TO SPECIFY

Follow our guide and customise our products to suit your space

1

Format: Freestanding



Stem Light
width 115, depth 115, height 230, base width 115 mm

Integrated LED light bulb;
1 x 1.5w LED inc /
output 123 lumens / 3000k

DESCRIPTION	ORDER CODE	
Stem Light	SRTL	

Information

- FABRIC BANDS
- NEW SHOWROOM
- OTHER INFORMATION






Fabric Bands & Suppliers

A selection of the product ranges from our most popular fabric manufacturers including information on suitability, sustainability, price banding and more.

The fabrics chosen here are for guidance only and other fabrics are available on request, subject to suitability.











Fabric Suppliers


 Click the logos below to visit the suppliers website

		
camira	Gabriel	inloom
kvadrat	sekers	
SPRADLING		VESCOM

FABRIC BANDS

Fabrics

SUPPLIER	RANGE	COMPOSITION	FR	NOTES	PROTECTION	ECO
Band A						
Camira	Gravity	100% Polyester	Cigarette & Match	Seat Pad Only		
	Rivet	100% Repreve Recycled Polyester	Cigarette & Match	Seat Pad Only		
Band B						
Agua	Buro	100% treated polyester	Cigarette & Match			
Camira	Aspect	75% Trevira CS FR Polyester, 25% Polyester	Cigarette & Match			
	Replay	100% Post-Consumer Recycled Flame Retardant Polyester	Cigarette & Match	Seat Pad Only		
	Main Line Plus	67% wool, 20% FR Viscose, 13% Viscose	CRIB 5			
	Quest	100% post-consumer recycled polyester including 75% SEAQUAL® YARN	Cigarette & Match	Seat Pad Only		
	X2	100% Recycled FR Polyester	CRIB 5			
	Xtreme	100% Recycled FR Polyester	CRIB 5	Seat Pad Only		
Gabriel	Amaze Loop	100% Post-consumer/Post industrial recycled polyester	Cigarette & Match			
	Chilli	100% Post-consumer recycled polyester	Cigarette & Match			
	Cura	100% Post-consumer recycled polyester	Cigarette & Match			
	Medley	100% Polyester	Cigarette & Match	Check Application		
	Step	100% Trevira CS	CRIB 5			
	Step Melange	100% Trevira CS	CRIB 5			
Inloom	Jet	100% Trevira CS Polyester	CRIB 5			
	Radio	100% polyester	CRIB 5			
	Time	100% recycled polyester	CRIB 5			
	Re-spun	70% Recycled Wool 20% PL 5% PA 5% PC	Cigarette & Match			
Kvadrat	Autumn	100% Recycled polyester	Cigarette & Match			
	Guest	100% Recycled Polyester	Cigarette & Match			
	Tela Mia	100% Recycled Polyester	Cigarette & Match			
Vescom	Avon	100% recycled polyester	CRIB 5			
Band C						
Abraham Moon	Herringbone	100% Wool	Cigarette & Match			
	Spectrum	100% Wool	Cigarette & Match			
Agua	Boucle	100% Treated Polyester	CRIB 5			
	Nova	100% Treated Polyester	CRIB 5	Check Application	Anti-Microbial	
	Primeira	100% Treated Polyester	CRIB 5			
Camira	Aquarius	100% Virgin wool	Cigarette & Match			
	Blazer	100% Virgin wool	Cigarette & Match			
	Halcyon Cedar	100% Polyester with Trionyx backcoating	CRIB 5	Check Application	Anti-Microbial	
	Hemp	60% Virgin Wool, 40% True Hemp	CRIB 5	Check Application		
	Kyoto	90% Wool, 10% Polyamide	Cigarette & Match			
	Main Line Flax	70% Virgin wool, 30% Flax	CRIB 5			
	Main Line Twist	75% Virgin wool, 25% Flax	Cigarette & Match			
	Oceanic	100% post-consumer recycled polyester, including 50% SEAQUAL yarn	Cigarette & Match			
	Penta	90% Wool, 10% Polyamide	Cigarette & Match			
	Sumi	90% Wool, 10% Polyamide	Cigarette & Match			
	Synergy	95% Virgin wool, 5% Polyamide	Cigarette & Match			
	Track	100% Trevira CS FR Polyester	CRIB 5	Check Application		
Kvadrat	Canvas 2	90% New Wool (worsted) 10% Nylon	Cigarette & Match			
	Remix 3	90% New Wool (worsted) 10% Nylon	Cigarette & Match			
	Technicolour	100% new English wool, worsted	Cigarette & Match			

 Eco or sustainable features - please see fabric manufacturers website for further information.

Fabrics

SUPPLIER	RANGE	COMPOSITION	FR	NOTES	PROTECTION	ECO
Gabriel	Beyond Loop	100% Post-consumer/Post industrial recycled polyester	Cigarette & Match			
	Breeze Fusion	88% Wool, 12% Polyamide	Cigarette & Match			
	Fame	95% Wool, 5% Polyamide	CRIB 5			
	Grain	92% Post-consumer recycled polyester, 8% Polyester	Cigarette & Match			
	Tailor	90% New Zealand wool, 10% Polyamide	Cigarette & Match			
Inloom	Milano	100% Trevira CS Polyester	CRIB 5			
	Jeans	100 % Trevira CS	CRIB 5			
	Riva	100% Trevira CS Polyester	CRIB 5			
	Sealife	100% recycled polyester - Seaqual	Cigarette & Match			
Panaz	Highland Print	100% Polyester with microporous Film and FR Backcoating	CRIB 5	Seat Pad Only	Anti-Microbial	
	Kilda	100% Polyester	Cigarette & Match		Anti-Microbial	
Sunbury	Madison	100% Polyester	Cigarette & Match			
Svensson	Easy	85% Wool, 15% Polyamide	CRIB 5	Check Application		
	Semi	85% Wool, 15% Polyamide	CRIB 5	Check Application		
Warwick	Plush Velvet	100% Polyester	CRIB 5 on request			
Band D						
Camira	Monochrome Sett	75% Virgin Wool, 25% Flax	CRIB 5			
	Regent	100% Flame Retardant Polyester	Cigarette & Match			
	Silk	67% wool, 22% Flax, 11% Silk	Cigarette & Match			
	24/7 Flax	50% Polyamide, 30% wool, 20% Flax	CRIB 5			
Gabriel	Capture	85% Wool, 15% Polyamide	Cigarette & Match			
	Crisp	93% New Zealand wool, 7% Polyamide	Cigarette & Match			
	Europost 2	100% Wool	Cigarette & Match			
Inloom	Roccia	100% Trevira CS Polyester	CRIB 5			
Kvadrat	Clara 2	92% New Wool (worsted), 8% Nylon	Cigarette & Match			
	Field 2	100% Trevira CS	CRIB 5	Seat Pad Only		
	Floyd	50% Polyester, 45% Wool (worsted), 5% Nylon	CRIB 5			
	Naveli	100% British new wool, worsted	Cigarette & Match			
	Reflect	100% Post-Consumer Recycled	Cigarette & Match			
Panaz	Highland Plain	100% Polyester with Microporous Film & FR Backcoating	CRIB 5		Anti-Microbial	
Vescom	Auckland	76% recycled polyester. 24% polyester	CRIB 5			
	Moore	100% recycled polyester	CRIB 5			
	Ponza	100% polyester	CRIB 5			
Band E						
Bute	Magic	70% Wool, 25% Polyamide, 5% Other Fibres	CRIB 5			
Camira	Yoredale	95% Wool, 3% Polyester, 2% Polyamide	Cigarette & Match			
Gabriel	Mood	92% Wool, 8% Polyamide	Cigarette & Match			
Sekers	Sensuous	54% GRS Recycled Polyester Inherent FR, 46% Polyester Inherent FR	CRIB 5			
Svensson	Harper	100% Trevira CS	CRIB 5			
	Khaki	100% Trevira CS	CRIB 5			
	Step	100% Trevira CS	CRIB 5			
Band F						
Bute	Mineral	76% Wool, 21% Polyamide, 3% Other Fibres	CRIB 5			
Camira	Craggan Flax	100% Virgin wool	Cigarette & Match			
	Patternmaker	100% Virgin Wool	CRIB 5			
	ReSKU 2.0	66% Recycled Wool, 21% Flax, 13% Recycled Polyamide	CRIB 5			
Inloom	Nabucco	100% Trevira CS polyester	Cigarette & Match			
Kvadrat	Rewool	45% New Wool (worsted), 45% Recycled Wool, 10% Nylon	Cigarette & Match			

See individual range pages for optional two-tone fabric and contrast stitching availability.

Fabrics

SUPPLIER	RANGE	COMPOSITION	FR	NOTES	PROTECTION	ECO
Sekers	Synergy	96% GRS recycled polyester inherent FR 4% polyester inherent FR	CRIB 5			
Svensson	Be On	92% Wool, 8% Polyamide	CRIB 5			
	Heritage Dobby	85% Wool, 15% Polyamide	Cigarette & Match			
	Poppy	100% Trevira CS	CRIB 5			
	Rami	80% Wool, 20% Ramie	CRIB 5			
Band G						
Bute	Alchemy	94% Pure New Wool 6% Nylon	Cigarette & Match			
	Micro Boucle	93% Pure New Wool 7% Nylon	Cigarette & Match			
	Melrose	93% Pure New Wool, 7% Nylon	Cigarette & Match			
Camira	Revolution	65% Virgin Wool, 26% Recycled Wool, 5% Recycled Polyamide, 4% Polyamide	Cigarette & Match			
	Synergy Channel	95% Virgin wool, 5% Polyamide with a Polyester and Polyurethane foam backing	Cigarette & Match			
	Synergy Chevron	95% Virgin wool, 5% Polyamide with a Polyester and Polyurethane foam backing	Cigarette & Match			
	Synergy Hourglass	95% Virgin wool, 5% Polyamide with a Polyester and Polyurethane foam backing	Cigarette & Match			
	Nobel	100% New Zealand Wool	Cigarette & Match			
	Fiord	92% New Wool Worsted, 8% Nylon	Cigarette & Match			
	Melange Nap	97% New Wool (worsted), 3% Nylon	Cigarette & Match			
	Patio	100% Trevira CS	CRIB 5	Suitable Outdoors		
	Steelcut 3	90% New Wool (worsted) 10% Nylon	Cigarette & Match			
	Steelcut Trio 3	90% New Wool (worsted) 10% Nylon	Cigarette & Match			
Svensson	Tonica 2	100% New Wool	Cigarette & Match			
	Balance	82% Wool, 12% Rami, 6% Polyamide	CRIB 5			
	Debut	78% Wool, 10% Viscose, 12% Rami	CRIB 5			
	Rami Plus	80% Wool, 20% Ramie	CRIB 5			

Band H						
Kvadrat	Atlas	90% New Wool Worsted, 10% Nylon	Cigarette & Match			
	Atrium	100% Trevira CS	CRIB 5	Suitable Outdoors		
	Divina 3	100% New Wool	CRIB 5	Check Application		
	Divina Melange 3	100% New wool	Cigarette & Match			
	Foss	76% New Wool Worsted, 11% Viscose, 8% Nylon, 5% Linen	CRIB 5			
	Hallingdal 65	70% New Wool 10% Viscose	CRIB 5			
	Maple	81% Viscose, 15% Linen, 4% Polyester	Cigarette & Match			
	Moss	52% Cotton 22% Viscose 14% Polyacrylic 6% Linen 3% Nylon 3% Polyester	Cigarette & Match	Check Application		
	Sport	100% ocean bound polyester	Cigarette & Match			
	Steelcut Quartet	90% New Wool Worsted, 10% Nylon	Cigarette & Match			
Svensson	Club	85% Wool, 15% Polyamide	Cigarette & Match			

Band I						
Bute	Storr	97% Pure New Wool, 3% Nylon	CRIB 5			
	Tiree	92% Pure New Wool, 8% Nylon	CRIB 5			
Kvadrat	Arda	70% new wool 21% polyester 9% nylon	Cigarette & Match			
	Balboa	100% Polyester FR	CRIB 5			
	Moss	52% Cotton 22% Viscose 14% Polyacrylic 6% Linen 3% Nylon 3% Polyester	Cigarette & Match	Check Application		

Trost Fabrics

SUPPLIER	RANGE	COMPOSITION	FR	NOTES	PROTECTION	ECO
Band B						
Camira	Aspect	75% Trevira CS FR Polyester, 25% Polyester	Cigarette & Match			
Inloom	Jet	100% Trevira CS Polyester	CRIB 5			

Band C						
Camira	Blazer	100% Virgin wool	Cigarette & Match			
	Main Line Flax	70% Virgin wool, 30% Flax	CRIB 5			
	Synergy	95% Virgin wool, 5% Polyamide	Cigarette & Match			

Trost Fabrics

SUPPLIER	RANGE	COMPOSITION	FR	NOTES	PROTECTION	ECO
Band E						
Camira	Craggan Flax	100% Virgin wool	CRIB 5			
	Yoredale	95% Wool, 3% Polyester, 2% Polyamide	Cigarette & Match			

Band F						
Svensson	Rami	80% Wool, 20% Ramie	CRIB 5			

Band G						
Kvadrat	Steelcut 3	90% New Wool (worsted) 10% Nylon	Cigarette & Match			
	Steelcut Trio 3	90% New Wool Worsted, 10% Nylon	Cigarette & Match			
	Melange Nap	97% New Wool (worsted), 3% Nylon	Cigarette & Match			

Band I						
Bute	Storr	97% Pure New Wool, 3% Nylon	CRIB 5			
	Tiree	92% Pure New Wool, 8% Nylon	CRIB 5			
Kvadrat	Lila	92% New Wool Worsted, 8% Nylon	Cigarette & Match			

Vinyls

SUPPLIER	RANGE	COMPOSITION	FR	NOTES	PROTECTION	ECO
Band B						
Camira	Vita	Surface 98.5% PVC, 1.5% PU, Substrate 50% Polyester, 50% Cotton	CRIB 5		Anti-Microbial	

Band C						
Spradling	Avantgarde	Backing - 100% Cotton	CRIB 7		Anti-Bacterial	
	Chronos	Backing - 100% Cotton	CRIB 5		Anti-Bacterial	
	Silvertex C5	Backing - Hi-Loft 100% Cotton	CRIB 5		Anti-Bacterial	

Band D						
Spradling	Dolce	100% Polyurethane	CRIB 5		Anti-Bacterial	

Band E						
Camira	Deca	100% PU, Substrate: 100% Cotton	Cigarette & Match			

Band G						
Camira	Layer	100% Silicone Substrate: 100% Polyester Knit	Cigarette & Match			

Leather

SUPPLIER	RANGE	COMPOSITION	FR	NOTES	PROTECTION	ECO
Band 1						
Crest	Shelly					

Band 2						
Muirhead	Caledonian					
	Grampian					
Yarwood	Chelsea					

Band 3						
Camira	Vintage	100% leather	Cigarette & Match	Check Application		

PLEASE NOTE: Leather is a natural material and will crease and 'puddle' with use.

Due to current supply shortages and increased leadtimes, please check fabric stock availability with the supplier before placing order. See individual range pages for optional two-tone fabric and contrast stitching availability.

Note: Not all the fabrics listed above are suitable for all Frövi products. Please ensure when selecting a fabric that it is suitable for the specific furniture item. Frövi reserves the right to decline to use any fabric which it deems unsuitable for a particular furniture product. Many fabrics are tested to BS 7176:2007 Medium Hazard (Crib 5) but this is not universal. **If in doubt please contact Frövi sales office for confirmation. Call +44 (0) 1608 652411.**

INFORMATION

Frovi is a UK brand, sold through distributors throughout the UK and beyond.

IMPACT ON THE ENVIRONMENT

We believe that environmental and ethical values should lie at the core of our vision for the future. Protecting the environment is paramount for both us and future generations. Every product we produce has an environmental impact but at Frovi we are constantly striving to reduce the impact of this as far as possible. To attain these goals we constantly review best practice to ensure your Frovi product is produced to the highest standard of sustainability. These goals include resource and waste management to reduce our carbon footprint through reduction of energy consumption, recycling and minimising our waste to landfill.

ISO

Frovi is a registered ISO 9001:2015 and ISO 14001:2015 company.



FISP

Frovi understands the necessity of working with all of our suppliers to ensure they share the same aims and visions of the company. We recognise the importance of the UK Timber regulations which prohibit the sale of illegally sourced or harvested timber and/or timber products entering the UK. These regulations work to protect natural habitats in unstable regions around the world.

Frovi is a certified Furniture Industry Sustainability Programme (FISP) member.



FSC®

Forest Stewardship Council® (FSC®) is a global, not-for-profit organisation dedicated to the promotion of responsible forest management worldwide.

FSC has developed a unique system of forest certification and product labelling, helping consumers identify timber and products from responsibly managed forests. FSC's system is backed by a range of environmental and social organisations, major companies and trade unions.

More FSC products mean that more FSC certified forests are being managed for the long-term well-being of people and the planet.

FSC runs a global forest certification system with two key components: Forest Management & Chain of Custody.

This system allows consumers to identify, purchase and use wood, paper and other forest products produced from well-managed forests, recycled materials and other controlled sources. Rigorous controls ensure that timber from these FSC certified sources can be verified along the FSC chain of custody before it reaches the consumer.

Further details about our FSC® certified products are available on request.

Note: For Chain of Custody certification to be achieved it must be requested at time of order.



Frovi is a FSC®-certified company. Certification Registration Code: SA-COC-005644. Licence Code: FSC® C134751

QUALITY, STANDARDS AND TESTING

Quality is vital in all Frovi products. Frovi is committed to ever increasing product quality. Regular quality control checks coupled with ongoing rigorous research and development keeps Frovi at the forefront of the industry. Many Frovi products are tested to international standard (ISO, BSEN) at recognised test facilities, such as FIRA, SATRA and CATAS, thus giving our customers peace of mind that the product they are purchasing has been rigorously tested in laboratory conditions to ensure its safety and suitability for use in the contract environment.

Certificates, where relevant, are available on request.



DESIGN REGISTRATION

All Frovi designed products are registered with the Intellectual Property Office. This Government registration is in place to prevent people copying or stealing our designs. The design registration covers the look of Frovi designs including the appearance, physical shape, configuration (or how different parts of a design are arranged together) and decoration.

By registering our designs, Frovi is protected against anyone copying them and we have the right to prevent others using our designs for up to 25 years. Frovi can take legal action against any design infringement and/or design copying.

Further details and registration number are available on request.

SCS INDOOR ADVANTAGE GOLD



All Frovi products are certified SCS Indoor Advantage Gold meaning that we meet the most stringent and internationally accepted standards for Indoor Air Quality. This ensures that no harmful pollutants are released into the air when using our products and further demonstrates our commitment to an environment that is safe, healthy, and sustainable. All relevant product testing certificates are available upon request.

POWDER COATING

Frovi powder coating has had a full LCA (Life Cycle Analysis) conducted upon it. The reason for conducting this analysis is to provide a transparent, accurate and third party accredited breakdown of the environmental impact of the product.

The reason we've adopted this strategy is part of our commitment to ensure our products have sustainability designed into them from the ground up. Our process provides many sustainability benefits compared to other powder coating methods, including reduced energy usage and reduced waste generation.

Our specially designed powder coatings can be cured at lower oven temperatures making them suitable for a variety of substrates. This leads to reduced energy usage and a lower carbon footprint. It is a hard-wearing coating for exterior architecture and furniture. This cures in 12 minutes at 170 degrees.

Frovi powder coating meets the tough weathering requirements of leading industry specifications such as; Qualicoat class 2, GSB Master, AAMA2604, BS EN 12206, and matches the mechanical performance advantages (flexibility) of Qualicoat class 1 standard durable systems.

INFORMATION

Our passion for quality is infused into each piece of Frovi furniture

5 YEAR WARRANTY

All FROVI product frames including cable management channels carry a five-year structural warranty. Frame finishing and solid wood products carry a two-year warranty, this includes all outdoor products. Power components, castors, lighting, swivel/height adjustable table, chair mechanisms and bespoke products carry a 12 month warranty.

Any damage caused by accident, misuse, abuse, neglect and standard wear & tear, is not covered by this warranty. Any issues arising from the defective and/or incorrect assembly of Frovi products where the furniture was supplied but not assembled by Frovi trained fitters will not be deemed as warrantable and therefore will be chargeable in full.

Frovi reserves the right to decide whether to repair and/or replace any product/s that are deemed to be covered by their warranty and the decision by Frovi is final.

Regular care and maintenance of all furniture items by the customer is an essential condition of the Frovi warranty. It should be noted that all screws, nuts, bolts etc. must be checked on a regular basis. Damage, fracture or other failure of Frovi furniture due to lack of maintenance is not warrantable and will be charged according to Frovi Terms & Conditions of Sale.

A full detailed copy of the Frovi Terms & Conditions of Sale are available on our website at www.frovi.co.uk/terms-conditions/

WOOD SEATING & TABLES

Frovi cannot guarantee an exact match of any wood items, and any variation in colour, texture or grain is not considered a defect due to the natural nature of the product. Matching of colours between different batches is also not guaranteed, as wood finishes will age with time and exposure to sun light. Wooden furniture is exclusively designed for indoor use and should not be exposed to increased humidity.

Frovi cannot guarantee pattern-matching on table tops of 2 pieces or more, made from wood-grain effect or patterned laminates due to limitations on laminate sheet sizes. Each table top section is manufactured from individual sheets of laminate, which can vary in colour, blemishes and other inconsistencies.

Looking for design inspiration?

Visit our Clerkenwell showroom. Boasting over 5,000 square feet and an extensive range of Frovi collections you can, see, feel, and fully experience products that are revolutionising co-working scenarios and zoned workspaces.

Browse our contemporary furniture designs at your own pace or speak to our furniture experts about any of our products or ways we can help you.

Need a convenient place to work between meetings? Hotdesk from our comfortable workspace or host your meetings from our interactive media centre.



5 Sycamore Street (off Baltic St W),
Clerkenwell, London EC1Y 0SG



Call +44 (0) 1608 652411

Email info@frovi.co.uk

Visit frovi.co.uk

© 2025. Edition 1. Frovi. All rights reserved.

FROVI

London Showroom

5 Sycamore Street
Clerkenwell
London EC1Y 0SG

Head Office

Cotswold Business Village
London Rd, Moreton-in-Marsh
Gloucestershire GL56 0PS

Chicago Showroom

The Mart, Floor 11, Suite 101
222 Merchandise Mart Plaza
Chicago, IL 60654